

AuctionsPlus Store Lamb Sale Results 24th September 2015

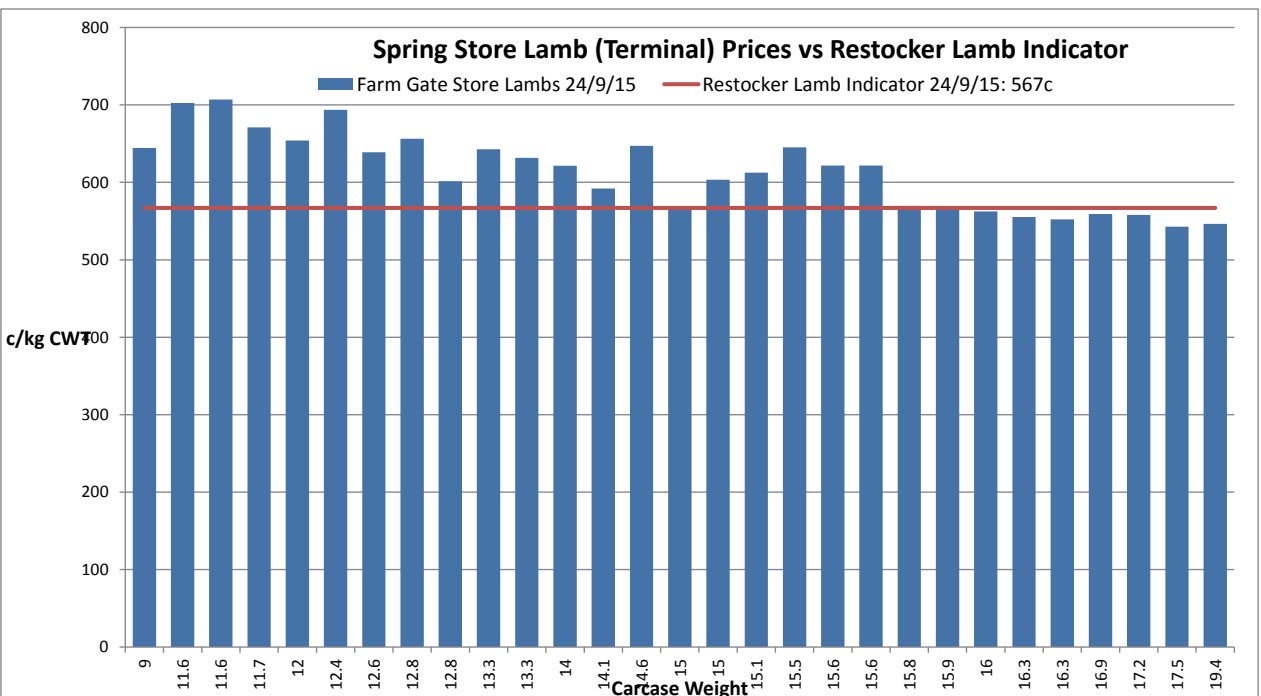
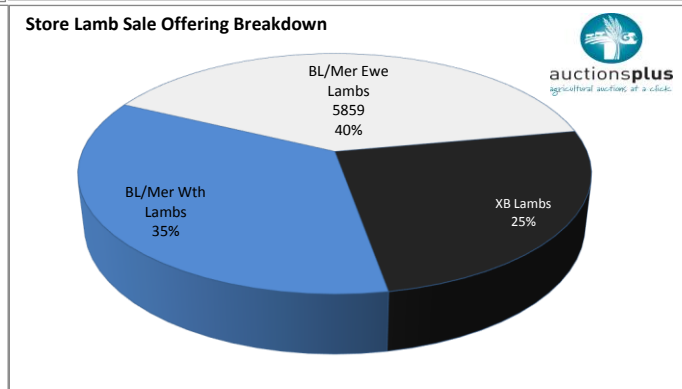
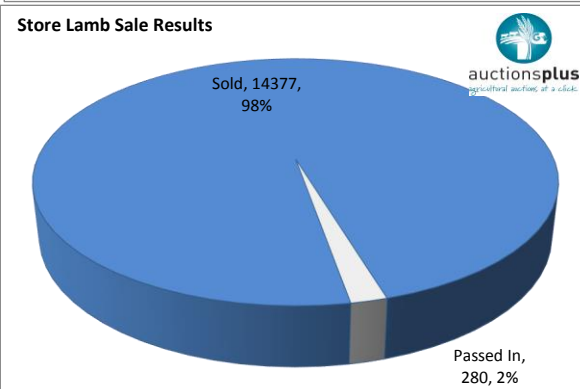
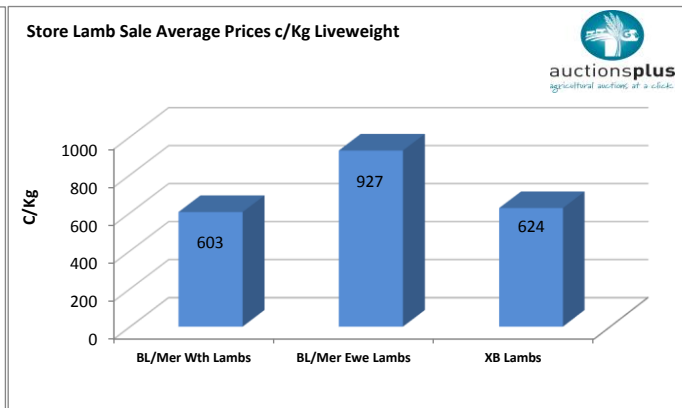
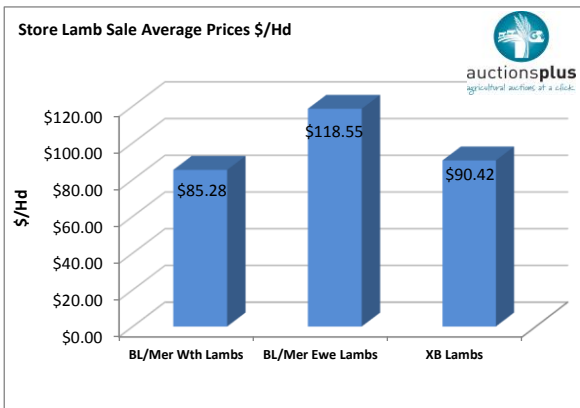
Final Results



auctionsplus
agricultural auctions of a click

Offering: 14,657 Av Price: \$101.56 Top Price: \$152.50
Sale Gross: \$ 1,460,162.00

| Stock Location | | | Participating Agents | | Participants | |
|----------------|------|--------|--|--|--------------------|-------|
| State | Lots | Hd | BR & C Agents | | Catalogue Views | 2,574 |
| VIC | 7 | 1,540 | Landmark | | Registered Bidders | 87 |
| SA | 41 | 13,117 | Rodwells & Co Southern Aust Livestock Elders | | | |





Results by Breed and weight class (Live)

| Breed | LWT | \$/hd | | | Live Weight c/kg | | |
|--------------------|---------|---------|----------|----------|------------------|------|-----|
| | | Low | High | Avg | Low | High | Avg |
| BL/Mer | | | | | | | |
| Wth | | | | | | | |
| Lambs | 25.1-30 | \$78.50 | \$82.00 | \$80.25 | 268 | 707 | 689 |
| | 30.1-35 | \$77.00 | \$84.00 | \$80.70 | 246 | 262 | 251 |
| | 35.1-40 | \$85.00 | \$96.00 | \$90.30 | 237 | 252 | 241 |
| | 40.1-45 | \$94.50 | \$106.00 | \$100.25 | 235 | 240 | 238 |
| | 30.1-35 | \$92.50 | \$94.50 | \$93.50 | 271 | 272 | 271 |
| 2ndX | 35.1-40 | \$90.00 | \$97.00 | \$94.60 | 228 | 261 | 250 |
| | 30.1-35 | \$84.00 | \$87.00 | \$85.50 | 267 | 275 | 271 |
| 1stX (Term) | 25.1-30 | \$81.50 | \$86.00 | \$83.75 | 289 | 294 | 291 |
| | 30.1-35 | \$84.00 | \$87.00 | \$85.50 | 267 | 275 | 271 |
| | 35.1-40 | \$90.00 | \$100.00 | \$95.00 | 245 | 272 | 254 |

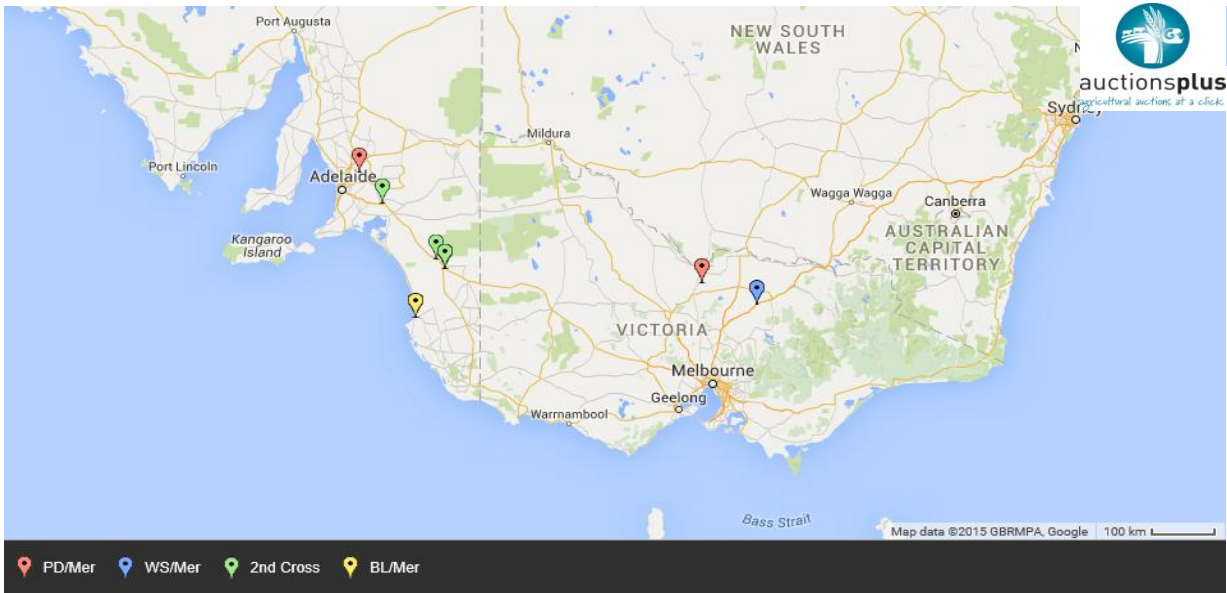
Results by Breed and weight class (Carcase)

| Breed | CWT | \$/head | | | Estimated Carcase Weight c/kg | | |
|--------------------|---------|---------|----------|---------|-------------------------------|------|-----|
| | | Low | High | Avg | Low | High | Avg |
| BL/Mer Wth | | | | | | | |
| Lambs | 0-12 | \$78.50 | \$82.00 | \$79.60 | 654 | 707 | 677 |
| | 12.1-16 | \$77.00 | \$90.50 | \$84.35 | 567 | 639 | 601 |
| | 16.1-18 | \$90.00 | \$96.00 | \$92.75 | 552 | 559 | 556 |
| 2ndX | 12.1-16 | \$90.00 | \$97.00 | \$94.20 | 566 | 647 | 614 |
| 1stX (Term) | 12.1-16 | \$84.00 | \$100.00 | \$88.75 | 563 | 694 | 637 |

Result By Lot

| Lot | No. Head | Breed | Sex | Age Low (Months) | Age High (Months) | Live Weight (kg) | Dressed Weight (kg) | Majority Fat Score | Stock Location | State | Purchaser Location | State | Status | \$/head | c/kg Live | c/kg Carcase |
|-----|----------|--------|-----------|------------------|-------------------|------------------|---------------------|--------------------|----------------|-------|--------------------|-------|--------|----------|-----------|--------------|
| 100 | 220 | PD/Mer | Mixed Sex | 3 | 4 | 38.8 | 17.5 | 3 | NANNEELLA | VIC | WAGGA WAGGA | NSW | Sold | \$95.00 | 543 | 245 |
| 101 | 180 | PD/Mer | Mixed Sex | 3 | 4 | 32.6 | 14 | 2 | NANNEELLA | VIC | WAGGA WAGGA | NSW | Sold | \$87.00 | 621 | 267 |
| 102 | 280 | WS/Mer | Mixed Sex | 2 | 4 | 31.4 | 13.3 | 2 | VIOLET TOWN | VIC | WAGGA WAGGA | NSW | PI | \$85.50 | 643 | 272 |
| 103 | 207 | WS/Mer | Mixed Sex | 4 | 3 | 29.8 | 12.4 | 2 | VIOLET TOWN | VIC | BENALLA | VIC | Sold | \$86.00 | 694 | 289 |
| 104 | 158 | WS/Mer | Mixed Sex | 4 | 3 | 36.7 | 16 | 3 | VIOLET TOWN | VIC | BENALLA | VIC | Sold | \$90.00 | 563 | 245 |
| 105 | 245 | PD/Mer | Mixed Sex | 3 | 4 | 30.5 | 12.8 | 2 | EUROA | VIC | WAGGA WAGGA | NSW | Sold | \$84.00 | 656 | 275 |
| 106 | 250 | WS/Mer | Mixed Sex | 3 | 4 | 27.7 | 11.6 | 2 | EUROA | VIC | WAGGA WAGGA | NSW | Sold | \$81.50 | 703 | 294 |
| 107 | 430 | 2ndX | Mixed Sex | 3 | 4 | 37.1 | 15.6 | 2 | KEITH | SA | LEONGATHA | VIC | Sold | \$97.00 | 622 | 261 |
| 108 | 430 | 2ndX | Mixed Sex | 3 | 4 | 37.1 | 15.6 | 2 | KEITH | SA | WAGGA WAGGA | NSW | Sold | \$97.00 | 622 | 261 |
| 109 | 370 | 2ndX | Mixed Sex | 3 | 4 | 34.7 | 14.6 | 2 | KEITH | SA | NARACOORTE | SA | Sold | \$94.50 | 647 | 272 |
| 110 | 245 | 2ndX | Wether | 4 | 3 | 39.4 | 15.9 | 2 | COOMBE | SA | TINTINARA | SA | Sold | \$90.00 | 566 | 228 |
| 111 | 234 | BL/Mer | Ewe | 3 | 4 | 41.6 | 18.3 | 3 | KINGSTON SE | SA | WARRNAMBOOL | VIC | Sold | \$152.50 | 833 | 367 |
| 112 | 311 | BL/Mer | Ewe | 3 | 4 | 34 | 14.3 | 2 | KINGSTON SE | SA | NARACOORTE | SA | Sold | \$118.50 | 829 | 349 |
| 113 | 116 | BL/Mer | Ewe | 3 | 4 | 29.7 | 11.3 | 2 | KINGSTON SE | SA | MOUNT GAMBIER | SA | Sold | \$113.50 | 1004 | 382 |
| 114 | 450 | BL/Mer | Ewe | 3 | 4 | 35.3 | 15.2 | 3 | KINGSTON SE | SA | CRYSTAL BROOK | SA | Sold | \$125.00 | 822 | 354 |
| 115 | 200 | BL/Mer | Ewe | 3 | 4 | 35.3 | 15.2 | 3 | KINGSTON SE | SA | KEITH | SA | Sold | \$129.50 | 852 | 367 |
| 116 | 300 | BL/Mer | Ewe | 3 | 4 | 30.1 | 12.3 | 2 | KINGSTON SE | SA | MOUNT RICHMOND | VIC | Sold | \$121.50 | 988 | 404 |
| 117 | 300 | BL/Mer | Ewe | 3 | 4 | 30.1 | 12.3 | 2 | KINGSTON SE | SA | MOUNT RICHMOND | VIC | Sold | \$121.50 | 988 | 404 |
| 118 | 300 | BL/Mer | Ewe | 3 | 4 | 30.1 | 12.3 | 2 | KINGSTON SE | SA | MOUNT RICHMOND | VIC | Sold | \$123.00 | 1000 | 409 |
| 119 | 260 | BL/Mer | Ewe | 3 | 4 | 25.8 | 10.1 | 1 | KINGSTON SE | SA | MOUNT GAMBIER | SA | Sold | \$93.50 | 926 | 362 |
| 120 | 270 | BL/Mer | Ewe | 3 | 4 | 34.4 | 14.4 | 2 | KINGSTON SE | SA | KEITH | SA | Sold | \$130.50 | 906 | 379 |
| 121 | 480 | BL/Mer | Ewe | 3 | 4 | 28.7 | 11.5 | 1 | KINGSTON SE | SA | NARACOORTE | SA | Sold | \$114.00 | 991 | 397 |
| 122 | 138 | BL/Mer | Ewe | 3 | 4 | 26.4 | 9.5 | 1 | KINGSTON SE | SA | NARACOORTE | SA | Sold | \$101.50 | 1068 | 384 |
| 123 | 420 | BL/Mer | Ewe | 3 | 4 | 35.9 | 15.1 | 2 | KINGSTON SE | SA | MOUNT RICHMOND | VIC | Sold | \$137.50 | 911 | 383 |
| 124 | 370 | BL/Mer | Ewe | 3 | 4 | 30.7 | 12.3 | 2 | KINGSTON SE | SA | MOUNT RICHMOND | VIC | Sold | \$115.50 | 939 | 376 |
| 125 | 350 | BL/Mer | Ewe | 3 | 4 | 33.2 | 14.3 | 2 | KINGSTON SE | SA | MOUNT GAMBIER | SA | Sold | \$116.50 | 815 | 351 |
| 126 | 320 | BL/Mer | Ewe | 3 | 4 | 25.9 | 10.6 | 2 | KINGSTON SE | SA | WILLOWMAVIN | VIC | Sold | \$95.50 | 901 | 369 |
| 127 | 120 | BL/Mer | Ewe | 3 | 4 | 22.3 | 8.7 | 1 | KINGSTON SE | SA | WILLOWMAVIN | VIC | Sold | \$92.50 | 1063 | 415 |
| 128 | 400 | BL/Mer | Ewe | 2 | 3 | 37.2 | 16 | 3 | KEITH | SA | MILLICENT | SA | Sold | \$145.00 | 906 | 390 |
| 129 | 420 | BL/Mer | Ewe | 2 | 3 | 32.4 | 13.4 | 2 | KEITH | SA | MOUNT RICHMOND | VIC | Sold | \$115.50 | 862 | 356 |
| 130 | 100 | BL/Mer | Ewe | 2 | 3 | 28.5 | 11.5 | 2 | KEITH | SA | MOUNT RICHMOND | VIC | Sold | \$108.50 | 943 | 381 |
| 131 | 231 | BL/Mer | Wether | 3 | 4 | 44.1 | 19.4 | 3 | KINGSTON SE | SA | CRYSTAL BROOK | SA | Sold | \$106.00 | 546 | 240 |
| 132 | 275 | BL/Mer | Wether | 3 | 4 | 37.7 | 15.8 | 2 | KINGSTON SE | SA | CRYSTAL BROOK | SA | Sold | \$90.00 | 570 | 239 |
| 133 | 78 | BL/Mer | Wether | 3 | 4 | 31.7 | 12 | 1 | KINGSTON SE | SA | MOUNT RICHMOND | VIC | Sold | \$78.50 | 654 | 248 |
| 134 | 520 | BL/Mer | Wether | 3 | 4 | 37.9 | 16.3 | 2 | KINGSTON SE | SA | KORUMBURRA | VIC | Sold | \$90.50 | 555 | 239 |
| 135 | 300 | BL/Mer | Wether | 3 | 4 | 37.9 | 16.3 | 2 | KINGSTON SE | SA | KORUMBURRA | VIC | Sold | \$90.00 | 552 | 237 |
| 136 | 780 | BL/Mer | Wether | 3 | 4 | 31.3 | 12.8 | 1 | KINGSTON SE | SA | HAMILTON | VIC | Sold | \$77.00 | 602 | 246 |
| 137 | 265 | BL/Mer | Wether | 3 | 4 | 35.8 | 15 | 2 | KINGSTON SE | SA | CRYSTAL BROOK | SA | Sold | \$85.00 | 567 | 237 |
| 138 | 490 | BL/Mer | Wether | 3 | 4 | 29.3 | 11.7 | 1 | KINGSTON SE | SA | MILLICENT | SA | Sold | \$78.50 | 671 | 268 |
| 139 | 340 | BL/Mer | Wether | 3 | 4 | 40.2 | 16.9 | 2 | KINGSTON SE | SA | KORUMBURRA | VIC | Sold | \$94.50 | 559 | 235 |
| 140 | 380 | BL/Mer | Wether | 3 | 4 | 33.3 | 13.3 | 2 | KINGSTON SE | SA | MILLICENT | SA | Sold | \$84.00 | 632 | 252 |
| 141 | 300 | BL/Mer | Wether | 3 | 4 | 33.5 | 14.1 | 2 | KINGSTON SE | SA | LAMEROO | SA | Sold | \$83.50 | 592 | 249 |
| 142 | 280 | BL/Mer | Wether | 3 | 4 | 28.9 | 11.6 | 1 | KINGSTON SE | SA | LAMEROO | SA | Sold | \$82.00 | 707 | 284 |
| 143 | 100 | BL/Mer | Wether | 3 | 4 | 23.2 | 9 | 1 | KINGSTON SE | SA | MILLICENT | SA | Sold | \$58.00 | 644 | 250 |
| 144 | 330 | BL/Mer | Wether | 2 | 3 | 40.1 | 17.2 | 2 | KEITH | SA | GOLLAN | NSW | Sold | \$96.00 | 558 | 239 |
| 145 | 300 | BL/Mer | Wether | 2 | 3 | 35.8 | 15 | 2 | KEITH | SA | GOLLAN | NSW | Sold | \$90.50 | 603 | 253 |

Stock Movement - Seller Location



Stock Movement - Buyer Location

