

"Go straight to the Top of the Angus Breed"

2015

WELCOME SWALLOW ANGUS
COMPLETE DISPERSAL

287 ANGUS HBR, APR & RECIPIENT FEMALES PTIC 50 SEMEN & 15 EMBRYO PACKAGES

On farm Friday 17 July 2015

**TOUR
OF DUTY
SEMEN FOR
SALE**



WELCOME SWALLOW

A N G U S

Breeding Excellence



ONLINE VIDEO

www.welcomeswallowangus.com.au

COMPLETE DISPERSAL 'Go straight to the Top of the Angus Breed'

"Jim & Suzy Martin together with Brett Walker have been on a 21 year journey to create a premium, sound, functional, commercially orientated Angus herd. A consistent, disciplined approach sourcing AI sires from the global gene pool after personal inspections has been the cornerstone of their success. The Welcome Swallow Dispersal represents a unique and genuine opportunity to source genetics which integrate the iconic foundation herds of Te Mania, Victoree, Glen Bold and Thologolong with modern high performance genetics."
– David Plant, Southern Cross Genetics

JULY 17 2015

- ALL 287 PTIC ANGUS HBR & APR FEMALES plus Recipients

SEPTEMBER 9 2015

- ALL 40 REGISTERED CHAROLAIS COWS & CALVES
- 60 HBR & APR ANGUS 2 Y O BULLS

MARCH 14 2016

- 65 HBR & APR ANGUS BULLS

SEPTEMBER 14 2016

- 60 HBR & APR ANGUS BULLS

SALE DATE TO BE CONFIRMED

- ALL 150 – 2014 DROP ANGUS & CHAROLAIS MAIDEN HEIFERS

Welcome Swallow was established in 1994 by Alec, Jim and Suzy Martin. Foundation bloodlines include Victoree, Glen Bold and Thologolong with large lines of Te Mania and ICM female bloodlines added subsequently.

AI and ET have been used extensively to access the best Angus genetics worldwide and to spread the best female genetics further and faster throughout the herd. The import of embryos from other highly respected seed-stock herds both here and in the US has also added to our genetic base as well as helped us benchmark the performance of our own Female Matriachs.

The herd is joined for a Spring Calving across a six week period with 3 rounds of AI and 3 rounds of ET. A disciplined breeding program has been adhered to over many years focused on calving ease, growth spread, fertility and carcass quality. Check out the Genetic Progress Graphs on page 10 which clearly illustrates that Welcome Swallow will allow you to **'Go straight to the Top of the Angus Breed'**!

CONTACT DETAILS

Proprietors:
Jim and Suzy Martin
t 03 5767 2244
f 03 5767 2356
m 0418 577 627
e welcomeswallow@iinet.net.au

Livestock Manager:
Brett Walker
t 03 5767 2244
f 03 5767 2356
m 0429 189 186
e welcomeswallow@iinet.net.au



WELCOME SWALLOW

A N G U S

Breeding Excellence



Contents

- 4 Sale Information
- 5 Farewell to our fine ladies
- 6 Summary of Angus EBVs & \$Index Values
- 7 Percentiles & \$Index Weightings
- 8 Welcome Swallow's Genetic Progress
- 10 Reference Sires
- 12 Sale Summary
- 20 Average Progeny Value Summary
- 28 Sale Lots
- 103 Semen & Embryo Lots

Sale Information

CATERING

Morning tea and a delicious MSA beef lunch will be provided on Sale Day.

PRE SALE INSPECTION

All Females will be yarded for inspection by Noon Thursday 16 July 2015 and from 9 am Sale Day Friday 17 July.

AGENT REBATE

A 2% Rebate will be paid to Outside Agents.

SEMEN & EMBRYO LOTS

Please note Semen & Embryo Lots will be sold in packages with Bids based on a per unit price. For e.g if a Lot has 3 embryos and the successful bid is \$400 then total cost of Lot is 3 x 400 = \$1200 (ex GST).

GST

All Female, Embryo & Semen Lots are sold GST exclusive.

TRANSFER OF REGISTRATION

Clients wishing to transfer ownership on the Angus register need to provide their Angus Society Prefix on the Registration Form on Sale day.

FREIGHT & DELIVERY

Please note all delivery costs are at Buyers expense. A transport coordinator will be in attendance on Sale day to ensure the swift and smooth movement of all Lots. PLEASE NOTE STRICTLY NO DELIVERIES OR PICKUPS CAN BE ACCOMODATED ON SALE DAY.



OUR QUALITY ASSURANCE

All Welcome Swallow Females have been:

- Performance recorded HBR or APR with Angus Breedplan.
- 7 in 1 vaccination (2 initial and then annually).
- Drenched just prior to sale day – please refer to the NVD.
- Pestiguard vaccination (2 initial and then annually).



The Welcome Swallow herd has MN2 status in the National Johnne's program.

ACCOMMODATION

Tatong Tavern 2581 Tatong Benalla Rd
Tatong t 03 5767 2210

Executive Hideaway Motel 71 Samaria Road, Benalla t 03 5762 4055

Glider City Motel Cnr Sydney Rd & Witt St, Benalla t 03 5762 3399

Top of the Town Motel 136 Bridge St, Benalla t 03 5762 4866

CONTACT

Welcome Swallow Angus
83 Martins Road Benalla
Victoria Australia 3673

Telephone: 61 3 5767 2244

Facsimile: 61 3 5767 2356

Email: welcomeswallow@inet.net.au

Jim Martin

m 0418 577 627

Suzy Martin

m 0418 577 627

Brett Walker

m 0429 189 186

This sale is to be interfaced with Auctionsplus

Online buyers can log in via the AuctionsPlus website and observe the auction in real time, and place bids on their computer. These bids are immediately transferred to a representative on site, who will raise that bid with the auctioneer.

Online bidding is available only to registered users. Please register at least 48 hours prior to the sale.

Microsoft Silverlight is required to connect to AuctionsPlus sales; first time users are advised to visit the Help section of the AuctionsPlus website and do a Software Check to ensure Silverlight is installed. Demonstration Auctions may also be viewed in order for new users to become familiar with the system.



AuctionsPlus 02 9262 4222
www.auctionsplus.com.au

SELLING AGENTS



Auctioneer/Sale Manager

Michael Glasser m 0403 526 702



Selling Agent

Mick Curtis m 0428 953 222



Selling Agent

Justin Way m 0429 625 513

Farewell to our fine ladies



Following the recent sale of 'Illalangi' the Welcome Swallow Stud is to be dispersed over several sales over the next year or so.

For all of us at Welcome Swallow 'the first cut is the deepest' as the first sale will be the **Complete Dispersal of All Angus Cows PTIC** to be held on farm at 'Illalangi' on **Friday July 17 2015 starting at 10 am**. This sale will feature ALL 287 Angus females PTIC to start calving in mid August as well as embryo and semen packages. All females will be on display from Midday on Thursday 16 July 2015.

The Welcome Swallow Complete Dispersal offers Angus Stud and Commercial cattle breeders 'a true once in a lifetime opportunity' to purchase breed leading genetics from one of Australia's leading seedstock herds. Welcome Swallow began in 1994 on a foundation of Victoree, Thologolong and Glen Bold females with lines of Te Mania and ICM females added subsequently. From its inception AI (artificial insemination) and ET (embryo transfer) have been used extensively to ensure maximum

genetic progress. Since the early 2000's Welcome Swallow has aggressively pursued outcross genetics – this has produced a seedstock herd that has one of the lowest inbreeding ratios available. We have really focussed on a disciplined breeding selection process that has consistently insisted on outcross genetics with structural soundness, good temperament and fertility as well as outstanding Breedplan performance. We are immensely proud of the females offered and are confident they have much to contribute to any Angus program and to the Angus breed in general.

The Charolais herd comprising 22 Registered females plus 17 Recipients will be dispersed with calves at foot at the **September Bull Sale** to be held on farm **Wednesday 9 September 2015**.

We are currently in discussions with the purchasers – the outcome of which will determine exactly when the 2014 Maiden heifers will be offered to the market.

The Dispersal will be complete following an **Autumn and Spring Bull Sale in 2016**

featuring the 2014 Bull calves with **over 120 Bulls** to be offered sired by breed leading sires.

Emotions are running high of course! We certainly were not planning to sell anytime soon – the offer really came out of the blue. In essence the decision to sell was a business decision – Brett together with Suzy and I have tried to keep emotions out of the process! Come Sale Day that might not be so easy!

Finally thank you to our clients for their great loyalty and support over the past 21 years. Together we have shared many friendships along with the good times and the tough times and plenty in between! We also hope that we can count on continued support for the Welcome Swallow program for the three Bull Sales over the next year as we move to start a whole new chapter in our lives.

All the best,

**Jim & Suzy Martin
Brett Walker**

Summary of Angus EBVs & \$ Index Values

The following is a brief description of EBVs and \$Index values and Accuracies.

Accuracy (%) – Provides an indication of the reliability of an EBV. As more performance information becomes available on an animal (or its progeny, or relatives) then the accuracy of its EBVs for particular traits will increase. See Understanding Accuracies for a more detailed explanation.

Calving Ease DIR (%) – Estimates of the genetic differences between animals in the ability of their calves from 2 year old heifers to be delivered without assistance.

Calving Ease DTRS (%) – Estimates of the genetic differences between animals in the ability of their 2 year old daughters to calve without assistance.

Gestation Length (Days) – Estimates of the genetic differences between animals in the number of days from the date of conception to the calf birth date.

Birth Wt (kg) – Estimates of the genetic differences between animals in calf birth weight.

200-Day Wt (kg) – Estimates of the genetic differences between animals in liveweight at 200 days of age.

400-Day Wt (kg) – Estimates of the genetic differences between animals in liveweight at 400 days of age.

600-Day Wt (kg) – Estimates of the genetic differences between animals in liveweight at 600 days of age.

Mature Cow Weight (kg) – Estimates of the genetic differences between animals in cow weight at 5 years of age.

Milk (kg) – Estimates of the genetic differences between animals in milk production, expressed as variation in 200-day weight of daughter's calves.

Scrotal Size (cm) – Estimates of the genetic differences between animals in scrotal circumference at 400 days of age.

Days to Calving – Estimates of the genetic differences in female fertility, expressed as the number of days from the

start of the joining period until subsequent calving.

Carcase Weight (kg) – Estimates of the genetic differences between animals in carcass weight, adjusted to 650 days of age.

Eye Muscle Area (cm²) – Estimates of the genetic differences between animals in eye muscle area at the 12/13th rib site, in a 300kg carcass.

Rib Fat (mm) – Estimates of the genetic differences between animals in fat depth at the 12/13th rib site, in a 300 kg carcass.

Rump Fat (mm) – Estimates of the genetic differences between animals in fat depth at the P8 rump site, in a 300kg carcass.

Retail Beef Yield % (RBY%) – Estimates of the genetic differences between animals in percentage retail beef yield, in a 300kg carcass.

Intra-Muscular Fat % (IMF%) – Estimates of the genetic differences between animals in percentage intra-muscular fat (marbling) at the 12/13th rib site, in a 300 kg carcass.

Trial Net Feed Intake (NFI) – Estimates of the genetic differences in feed intake for animals adjusted to the same growth rate and weight base.

Following a review last year a whole suite of new Selection Indexes were introduced with the December 2014 Group Breedplan run. The objective with the new Indexes was to bring them into line with the changes in cattle markets over time.

Angus Breeding Index – estimates the genetic differences between animals in net profitability per cow joined in a typical commercial self replacing herd using Angus bulls.

This selection index is not specific to a particular production system or market end-point, but identifies animals that will improve overall profitability in the majority of commercial grass and grain finishing beef production systems.

The Angus Breeding Index is particularly suited to commercial producers who

sell progeny into different markets, or to seedstock producers supplying bulls to commercial clients who produce for a range of different production systems and market end points.

Domestic Index – estimates the genetic differences between animals in net profitability per cow joined in a commercial self replacing herd targeting the domestic supermarket trade.

Steers are assumed to be finished using either grass, grass supplemented by grain or grain (eg. 50 – 70 days) with steers slaughtered at 490 kg live weight (270 kg carcass weight with 12 mm P8 fat depth) at 16 months of age. Daughters are retained for breeding and therefore maternal traits are of importance. Emphasis has been placed on eating quality and tenderness to favour animals that are suited to MSA requirements.

Heavy Grain Index – estimates the genetic differences between animals in net profitability per cow joined in a commercial self replacing herd targeting pasture grown steers with a 200 day feedlot finishing period for the grain fed high quality, highly marbled markets.

Steers are assumed to be slaughtered at 760 kg live weight (420 kg carcass weight with 30 mm P8 fat depth) at 24 months of age. Daughters are retained for breeding and therefore maternal traits are of importance. There is a significant premium for steers that exhibit superior marbling.

Heavy Grass Index – estimates the genetic differences between animals in net profitability per cow joined in a commercial self replacing herd targeting pasture finished steers.

Steers are assumed to be slaughtered at 620 kg live weight (340 kg carcass weight with 12 mm P8 fat depth) at 22 months of age. Daughters are retained for breeding and therefore maternal traits are of importance. Emphasis has been placed on eating quality and tenderness to favour animals that are suited to MSA requirements.

Percentiles & \$ Index Weightings

Angus GROUP BREEDPLAN EBV percentile bands for animals born in 2013

Use this table as a guide to compare individual animals with the current genetic level of the Angus breed

Percentile Band	Calving Ease Dir (%)	Calving Ease Dtrs (%)	Gestation Length (days)	Birth Wt. (kg)	200 Day Wt. (kg)	400 Day Wt. (kg)	600 Day Wt. (kg)	Mat. Cow Wt. (kg)	Milk (kg)	Scrotal Size (cm)	Days to Calving (days)	Carcass Wt. (kg)	Eye Muscle Area (sq.cm)	Rib Fat (mm)	Rump Fat (mm)	Retail Beef Yield (%)	IMF (%)	Angus Breeding Index	Domestic Index	Heavy Grain Index	Heavy Grass Index
Top Value	7.2	6.3	-15.2	-2.3	66	124	173	171	36	5.6	-11	104	15	6.2	6.9	4.7	5.1	164	140	197	153
Top 1%	5.1	4.4	-8.6	0.9	55	98	132	131	23	3.3	-7.6	78	9.6	2.6	3	2.1	3.5	139	122	157	130
Top 5%	3.9	3.4	-6.7	1.9	51	91	122	116	20	2.8	-6.5	72	7.8	1.6	1.9	1.5	3	128	116	141	122
Top 10%	3.2	2.7	-5.8	2.5	48	87	116	109	19	2.5	-5.9	68	6.9	1.2	1.4	1.3	2.7	122	113	133	117
Top 15%	2.6	2.3	-5.2	2.9	47	85	112	105	18	2.3	-5.5	65	6.3	0.9	1.1	1.1	2.4	118	110	127	114
Top 20%	2.2	1.9	-4.8	3.2	46	83	110	101	17	2.2	-5.2	63	5.9	0.7	0.9	0.9	2.2	115	108	122	111
Top 25%	1.8	1.5	-4.5	3.4	45	81	107	98	16	2.1	-4.9	61	5.5	0.6	0.7	0.8	2	112	107	118	109
Top 30%	1.4	1.2	-4.2	3.6	44	80	105	95	16	1.9	-4.7	60	5.2	0.4	0.5	0.7	1.9	110	105	115	107
Top 35%	1.1	1	-3.9	3.8	43	78	103	93	15	1.9	-4.4	58	4.9	0.3	0.3	0.6	1.8	107	104	111	106
Top 40%	0.7	0.7	-3.7	4	42	77	101	90	15	1.8	-4.2	57	4.6	0.1	0.2	0.5	1.6	105	102	108	104
Top 45%	0.4	0.4	-3.5	4.2	42	76	99	88	14	1.7	-4	55	4.3	0	0	0.4	1.5	103	101	105	102
Top 50%	0	0.1	-3.2	4.4	41	74	97	86	14	1.6	-3.8	54	4.1	-0.1	-0.1	0.3	1.4	101	100	102	101
Top 55%	-0.3	-0.1	-3	4.5	40	73	95	84	14	1.5	-3.5	53	3.9	-0.2	-0.3	0.2	1.3	99	98	98	99
Top 60%	-0.7	-0.4	-2.8	4.7	39	72	93	81	13	1.4	-3.3	51	3.6	-0.4	-0.4	0.1	1.2	97	97	95	97
Top 65%	-1.1	-0.7	-2.5	4.9	38	70	91	79	12	1.3	-3	50	3.3	-0.5	-0.6	0	1.1	94	95	92	95
Top 70%	-1.5	-1	-2.3	5.1	37	69	89	77	12	1.2	-2.7	48	3.1	-0.6	-0.7	-0.1	1	91	94	88	93
Top 75%	-1.9	-1.4	-2	5.3	36	67	86	74	11	1.1	-2.4	46	2.8	-0.8	-0.9	-0.2	0.8	88	92	83	91
Top 80%	-2.5	-1.8	-1.7	5.5	35	65	84	71	11	1	-2	44	2.4	-1	-1.1	-0.3	0.7	85	90	78	88
Top 85%	-3.1	-2.3	-1.3	5.8	33	63	80	67	10	0.9	-1.5	41	2	-1.2	-1.3	-0.5	0.5	80	87	72	85
Top 90%	-4	-3.1	-0.8	6.2	31	60	76	63	9	0.7	-0.7	38	1.5	-1.4	-1.7	-0.7	0.4	74	84	63	80
Top 95%	-5.4	-4.2	0	6.7	28	55	69	55	7	0.4	0.3	32	0.8	-1.8	-2.1	-1	0.1	63	78	47	72
Top 99%	-8.5	-6.4	1.8	7.8	21	44	52	39	4	-0.2	2.8	22	-0.4	-2.6	-3.1	-1.5	-0.3	39	65	13	53
Low Value	-25.8	-18	9.9	12.2	1	3	0	-8	-4	-2.9	12.8	-4	-4.2	-5.4	-6.9	-3.4	-1.7	-10	30	-59	11

Summary of \$ Index EBV Weightings

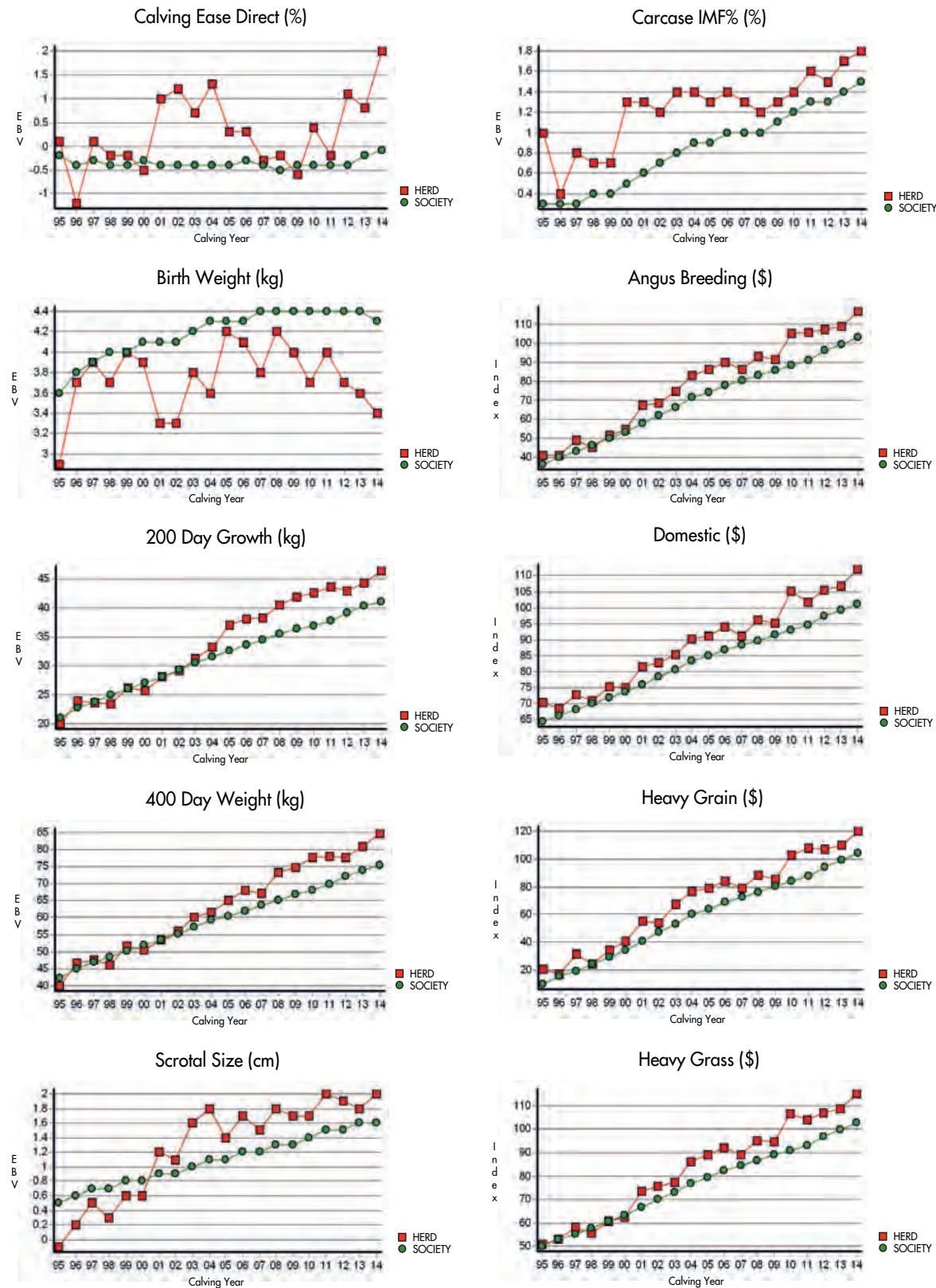
	Angus Breeding Index	Domestic Index	Heavy Grain Index	Heavy Grass Index
Calving Ease Dir.	10%	15%	9%	12%
Calving Ease Mat.	5%	7%	5%	6%
Birth Weight	-1%	-1%	0%	-2%
Mil	-3%	-3%	-3%	-3%
200 Day Growth	-4%	-2%	-6%	-3%
400 Day Growth	3%	19%	3%	3%
600 Day Growth	19%	1%	18%	21%
Intramuscular Fat	11%	9%	16%	7%
Days to Calving	-19%	-12%	-20%	-14%
Scrotal Size	0%	0%	0%	-1%
P8 Fat Depth	6%	6%	3%	8%
Eye Muscle Area	2%	2%	1%	3%
Retail Beef Yield	-4%	-6%	-2%	-7%

All selection Indexes are reported as an EBV, in units of relative earning capacity (\$) for a given production/market scenario. They reflect both the short term profit generated by a sire through the sale of his progeny, and the longer term profit generated by his daughters in a self replacing cow herd (where applicable). All selection index values have been derived using BreedObject technology.

For further information see the Angus website or contact staff at BREEDPLAN. Please note these weightings have been based on an analysis of the 13 profit drivers identified in beef production to meet the market specification identified.

Welcome Swallow's Genetic Progress

June 2015 Angus Australia BREEDPLAN
Graphs of the Welcome Swallow Herd Compared with Breed Genetic Trends



Joining Sires

52 PTIC TO SYDGEN BLACK PEARL 2006

IDENTIFIER: USA17236055 BIRTH DATE: 01/01/2012

- Son of the mighty SYDGEN TRUST who so impressed us when we inspected him in 2012.
- EPD's indicate he does everything his famous sire does plus a bit more – more curve bending growth, more calving ease & more carcase quality.
- Phenotypically almost identical to TRUST including his wonderful docile temperament.
- David Plant from Southern Cross Genetics currently on tour in the US inspected Black Pearl and numbers of his progeny and reported that he stamps his phenotype on his calves as they display with great consistency his great type thickness and volume.
- Dam SydGen Anita 8611 is an outstanding daughter of the highly regarded Sire Connealy Forward.



CE-DIR	CE-DTR	GL	BW	200	400	600	MCWT	MILK	SS	DTC	CWT	EMA	RIB	RUMP	RBY%	IMF	ANGUS BREEDING	DOMESTIC	HEAVY GRAIN	HEAVY GRASS
-0.1	2.1	-5	2.3	50	86	109	83	18	-0.1	-	66	7.7	-0.5	-1.6	1.3	1.3	\$117	\$115	\$116	\$117

51 PTIC TO CARABAR DOCKLANDS D62(AI)

IDENTIFIER: QHED62 BIRTH DATE: 28/08/2008

- High performance high accuracy Sire with over 2000 progeny recorded
- Industry leader renowned as a true curve bender from +3.8 Birth weight to TOP 5% for 400 & 600 day growth.
- TOP 5% for Angus Breeding Index, Domestic and TOP 1% for Heavy Grass Fed Indexes.
- Powerhouse maternal genetics from the hugely successful Booroomooka Tracy cow family.



CE-DIR	CE-DTR	GL	BW	200	400	600	MCWT	MILK	SS	DTC	CWT	EMA	RIB	RUMP	RBY%	IMF	ANGUS BREEDING	DOMESTIC	HEAVY GRAIN	HEAVY GRASS
5.1	3.4	-8.8	3.8	47	93	131	98	23	3.4	-4.9	65	7.2	2.6	2.8	0.1	0.9	\$136	\$118	\$133	\$137

47 PTIC TO KC HAAS GPS

IDENTIFIER: USA15848590 BIRTH DATE: 03/02/2007

- Now a proven Game Changer with over 800 calves recorded – GPS is well on his way to having a really big impact on the Angus breed in Australia.
- Offers Breed leading OUTCROSS genetics plus curve bending growth and outstanding calving ease, fertility and carcase quality.
- Daughters in production inspected by us at HAAS Angus in 2012 were structurally very sound and feminine.
- Trait leader for Calving Ease, Gestation Length, 200, 400 & 600 Day Growth & Scrotal size
- TOP 1% for ALL INDEXES!



CE-DIR	CE-DTR	GL	BW	200	400	600	MCWT	MILK	SS	DTC	CWT	EMA	RIB	RUMP	RBY%	IMF	ANGUS BREEDING	DOMESTIC	HEAVY GRAIN	HEAVY GRASS
5	3.8	-8.4	3.6	54	104	125	98	17	4	-8.7	78	3.1	1.9	3.2	-0.8	3.1	\$158	\$139	\$177	\$146

31 PTIC TO BASIN EXCITEMENT

IDENTIFIER: USA16047404 BIRTH DATE: 03/02/2008

- A UNIQUE pedigree offering outstanding OUTCROSS genetics.
- Phenotype displaying mass, thickness and volume with a deep hindquarter plus a very docile temperament.
- A true curve bender combining great calving ease and low birth with EXPLOSIVE GROWTH – Trait Leader for 200 & 400 Day Growth.
- TOP 1% for the Domestic & TOP 10% for the Heavy Grass Indexes



CE-DIR	CE-DTR	GL	BW	200	400	600	MCWT	MILK	SS	DTC	CWT	EMA	RIB	RUMP	RBY%	IMF	ANGUS BREEDING	DOMESTIC	HEAVY GRAIN	HEAVY GRASS
3.3	2.5	-8.6	2.9	58	106	116	101	18	1.8	-	81	6.3	-0.1	-1.2	1.4	0.7	\$111	\$127	\$102	\$117

Joining Sires

27 PTIC TO R B TOUR OF DUTY 177

IDENTIFIER: USA16984170 BIRTH DATE: 24/01/2011

- A Curve bender with a pedigree stacked with calving ease, growth spread and power.
- Tour of Duty has an exceptional phenotype displaying tremendous length, dimension, soundness and plenty of bone combined with a sire's poise, great athleticism and a docile temperament.
- His +10YO Dam has one of the top Weaning weight EPD's in the US.
- Tour of Duty will deliver on the two biggest profit drivers – the number of live calves and the Beef KG/HA!
- In the US Tour of Duty is ranked in the TOP 15% for Low Birth weight – TOP 1% for BOTH Weaning & Yearling Weight – TOP 1% for \$B Index. This explains why he is the HOT Bull of the moment both here and in the US with no semen currently available in Australia – except at Welcome Swallow.
- SEMEN Packages available.



CE-DIR	CE-DTR	GL	BW	200	400	600	MCWT	MILK	SS	DTC	CWT	EMA	RIB	RUMP	RB%Y	IMF	ANGUS BREEDING	DOMESTIC	HEAVY GRAIN	HEAVY GRASS
-0.1	-0.1	-3.6	4.7	46	87	109	98	19	1.4	-	63	6	-2.4	-2.6	1.7	0.3	\$100	\$106	\$93	\$103

17 PTIC TO ARDROSSAN EQUATOR A241(AI)(ET)

IDENTIFIER: NAQA241 BIRTH DATE: 09/09/2005

- A high accuracy legendary Sire with over 6,000 calves recorded in Australia alone.
- Used widely due to the great type he stamps into his progeny plus his ability to improve structure, udder quality and docility.
- Calves consistently display great shape and muscle pattern.
- Trait leader for 400 & 600 Day growth and Milk, Scrotal and Carcase weight.



CE-DIR	CE-DTR	GL	BW	200	400	600	MCWT	MILK	SS	DTC	CWT	EMA	RIB	RUMP	RB%Y	IMF	ANGUS BREEDING	DOMESTIC	HEAVY GRAIN	HEAVY GRASS
0.5	0.2	-4.9	4	50	92	122	110	22	3	-4.3	86	4.5	-1.6	-1.9	0.7	2.2	\$121	\$112	\$133	\$116

18 PTIC TO WERNER WESTWARD 357

IDENTIFIER: USA15738589 BIRTH DATE: 02/01/2007

- Inspected by us on tour in the US in 2012.
- Phenotype structurally very sound with added length and frame.
- Maternal side stacked with important AI Sires such as BT Righttime 24J and Sitz Traveler 8180.
- Werner Westward offers a very balanced genetic package combining calving ease and low birth weight with good growth, fat cover with exceptional carcass EBV's.
- This places Werner Westward in the TOP 5% for the Domestic and Heavy Grass Indexes and TOP 10% for the Angus Breeding and Heavy grain Indexes.



CE-DIR	CE-DTR	GL	BW	200	400	600	MCWT	MILK	SS	DTC	CWT	EMA	RIB	RUMP	RB%Y	IMF	ANGUS BREEDING	DOMESTIC	HEAVY GRAIN	HEAVY GRASS
4.4	4.5	-2.4	2.7	40	76	101	58	21	0.2	-4.2	55	6.4	1.2	1.2	0.1	2.6	\$127	\$117	\$134	\$124

X13 PTIC TO CONNEALY EARNAN 076E(ET)

IDENTIFIER: USA16969555 BIRTH DATE: 03/08/2010

- When we toured Connealy's in 2012 Jerry Connealy declared Earnan as the best Consensus son he has bred.
- Trait leader for 200, 400 & 600 Day Growth with a phenotype displaying tremendous thickness, muscle shape & capacity.
- TOP 5% for ALL INDEXES!



CE-DIR	CE-DTR	GL	BW	200	400	600	MCWT	MILK	SS	DTC	CWT	EMA	RIB	RUMP	RB%Y	IMF	ANGUS BREEDING	DOMESTIC	HEAVY GRAIN	HEAVY GRASS
-4.3	-0.3	-3.8	6.7	59	111	140	114	18	1.2	-2.9	87	7.7	-0.9	-1.5	1.1	1.8	\$128	\$121	\$137	\$126

* blue highlight denotes trait leader = top 5% with accuracy greater than 80%

Joining Sires

ELLINGSON IDENTITY 9104

IDENTIFIER: USA16413257 BIRTH DATE: 19/02/2009

CE-DIR	CE-DTR	GL	BW	200	400	600	MCWT	MILK	SS	DTC	CWT	EMA	RIB	RUMP	RB%Y	IMF	ANGUS BREEDING	DOMESTIC	HEAVY GRAIN	HEAVY GRASS
-0.9	3.4	-4.2	3.6	50	90	123	100	22	0.2	-1.8	65	9.4	0.8	0.6	0.9	1.7	\$122	\$113	\$123	\$124

KM BROKEN BOW 002

IDENTIFIER: USA16764044 BIRTH DATE: 14/01/2010

CE-DIR	CE-DTR	GL	BW	200	400	600	MCWT	MILK	SS	DTC	CWT	EMA	RIB	RUMP	RB%Y	IMF	ANGUS BREEDING	DOMESTIC	HEAVY GRAIN	HEAVY GRASS
2.1	3.8	-5.5	0.6	50	84	106	93	20	1.8	-4.9	66	7.7	0.4	-0.8	0.6	1.5	\$114	\$113	\$111	\$114

MOHNEN SOUTH DAKOTA 402

IDENTIFIER: USA17250190 BIRTH DATE: X 05/01/2012

CE-DIR	CE-DTR	GL	BW	200	400	600	MCWT	MILK	SS	DTC	CWT	EMA	RIB	RUMP	RB%Y	IMF	ANGUS BREEDING	DOMESTIC	HEAVY GRAIN	HEAVY GRASS
3.6	1.7	-5.1	3.6	47	87	107	86	18	2.3	-	64	5	0.4	0.4	0.7	0.9	\$110	\$113	\$104	\$113

PRIME JUGGERNAUT J15(AI)

IDENTIFIER: CXBJ15 BIRTH DATE: 07/02/2013

CE-DIR	CE-DTR	GL	BW	200	400	600	MCWT	MILK	SS	DTC	CWT	EMA	RIB	RUMP	RB%Y	IMF	ANGUS BREEDING	DOMESTIC	HEAVY GRAIN	HEAVY GRASS
-0.5	-1.4	-7.8	4.4	53	95	128	116	18	1.6	-5.2	74	7.9	2.1	0.9	-0.6	4.1	\$146	\$121	\$173	\$132

RENNYLEA EDMUND E11(AI)(ET)

IDENTIFIER: NORE11 BIRTH DATE: 05/03/2009

CE-DIR	CE-DTR	GL	BW	200	400	600	MCWT	MILK	SS	DTC	CWT	EMA	RIB	RUMP	RB%Y	IMF	ANGUS BREEDING	DOMESTIC	HEAVY GRAIN	HEAVY GRASS
4.6	1.2	-7.6	1.3	38	72	90	79	15	1.6	-7.7	50	6.1	2.6	2.5	-1.7	3.7	\$124	\$109	\$139	\$113

S A V HARVESTOR 0338

IDENTIFIER: USA16687737 BIRTH DATE: 18/04/2010

CE-DIR	CE-DTR	GL	BW	200	400	600	MCWT	MILK	SS	DTC	CWT	EMA	RIB	RUMP	RB%Y	IMF	ANGUS BREEDING	DOMESTIC	HEAVY GRAIN	HEAVY GRASS
-5.8	-2.9	-2.6	7.3	59	112	135	117	22	2.2	-	82	4.4	1.1	-0.7	0.7	0.6	\$104	\$108	\$98	\$107

TE MANIA BERKLEY B1(AI)

IDENTIFIER: VTMB1 BIRTH DATE: 29/07/2006

CE-DIR	CE-DTR	GL	BW	200	400	600	MCWT	MILK	SS	DTC	CWT	EMA	RIB	RUMP	RB%Y	IMF	ANGUS BREEDING	DOMESTIC	HEAVY GRAIN	HEAVY GRASS
5.8	6	-10	3.1	51	93	123	147	10	2.5	-11.3	74	5.2	-0.1	0.8	-0.6	3.2	\$160	\$130	\$190	\$141

V A R RESERVE 1111(ET)

IDENTIFIER: USA16916944 BIRTH DATE: 31/01/2011

CE-DIR	CE-DTR	GL	BW	200	400	600	MCWT	MILK	SS	DTC	CWT	EMA	RIB	RUMP	RB%Y	IMF	ANGUS BREEDING	DOMESTIC	HEAVY GRAIN	HEAVY GRASS
4.6	1.6	-5.4	1.7	44	88	103	79	27	0.8	-5.2	67	11.3	-0.5	-1.5	2.5	1.5	\$130	\$129	\$134	\$126

* blue highlight denotes trait leader = top 5% with accuracy greater than 80%

LOT	SOCIETY ID	NAME	DOB	STATUS	SIRE	MATERNAL GRAND SIRE	CE-DIR	CE-DTRS	GL	BWT	200	400	600	MCWT	MILK	SS	DTC	CWT	EMA	RIB	RUMP	RBY	IMF	ABI	DOM	GRAIN	GRASS	
1	CMAG69	WELCOME SWALLOW G69(AI)	24/08/2011	HBR	R/M IRONSTONE 4047	CONNELLY ALL AROUND	-5.6	0.9	-2	4.9	45	76	96	80	14	1.6	-2.6	55	6.8	-1.7	-1.8	1.7	2	\$94	\$99	\$97	\$93	
2	CMAG143	WELCOME SWALLOW G143(AI)(ET)	15/09/2011	HBR	SITZ NEW DESIGN 458N	LT 598 BANDO 9074	2.2	3.2	-6.2	2.7	46	84	111	84	18	2.3	-5.7	59	5.7	0.5	0.3	0.7	1.7	\$128	\$118	\$132	\$125	
3	CMAH9	WELCOME SWALLOW 458N E245 H9(APR)(AI)	26/04/2012	APR	SITZ NEW DESIGN 458N	LEACHMAN BOOM TIME	-1.5	0.9	-2.1	3.3	44	78	99	69	20	1.7	-5.7	54	2.8	0.6	1	-0.4	2.1	\$105	\$102	\$105	\$103	
4	CMAH11	WELCOME SWALLOW LONG DISTANCE H11(AI)(ET)	26/04/2012	HBR	MOHNEN LONG DISTANCE 1639	LEACHMAN BOOM TIME	-0.6	-0.3	-3.4	4.2	45	75	90	71	14	1.7	-6.7	55	5	0.3	0.6	0.2	1.5	\$100	\$103	\$96	\$100	
5	CMAE287	WELCOME SWALLOW E287(AI)(ET)	23/09/2009	HBR	S A V NET WORTH 4200	CLEARWATER PAF SEVILLE 1977	-6.4	-4.8	0.3	8.1	48	83	111	115	15	2.4	-3.3	61	3.9	-0.5	-0.8	1	0.7	\$80	\$84	\$74	\$84	
6	CMAE283	WELCOME SWALLOW THUNDER JILT E283(AI)(ET)	22/09/2009	HBR	CONNELLY THUNDER	CLEARWATER PAF SEVILLE 1977	2.8	2.8	-5.8	2.9	41	79	97	74	14	1.8	-1	59	5.3	0	-0.7	1.1	0.7	\$94	\$106	\$82	\$101	
7	CMAE282	WELCOME SWALLOW JILT WORTH CMA E282(AI)(ET)	22/09/2009	HBR	S A V NET WORTH 4200	CLEARWATER PAF SEVILLE 1977	-2.6	-2.6	-1	6.1	45	79	104	102	17	2	-3.6	60	3.9	0.3	-0.2	0.7	0.5	\$83	\$88	\$72	\$88	
8	CMAE281	WELCOME SWALLOW DIVA E281(APR)(AI)	22/09/2009	APR	K C F BENNETT PERFORMER	WELCOME SWALLOW YELLOWSTONE Z2(AI)	-3.9	-0.9	-6.7	6	44	76	98	72	14	1.6	-5	51	6.1	1.9	2.3	0.4	1.6	\$103	\$100	\$99	\$104	
9	CMAE278	WELCOME SWALLOW THUNDER JILT E278(AI)(ET)	22/09/2009	HBR	CONNELLY THUNDER	CLEARWATER PAF SEVILLE 1977	1.9	0.8	-3.5	3.1	39	76	92	63	18	2.7	-0.9	55	4.6	-0.3	-0.9	1.3	0.6	\$86	\$101	\$72	\$94	
10	CMAE155	WELCOME SWALLOW DIVA E155(AI)	02/09/2009	HBR	K C F BENNETT PERFORMER	MERRIC RIVERS NEW DESIGN T149(AI)	-2.5	-1.1	-7.6	6.5	49	85	111	108	16	3.2	-4.8	62	10.1	0.7	1.2	1.7	1.4	\$118	\$111	\$120	\$117	
11	CMAE121	WELCOME SWALLOW BOOM PRINCESS E121(APR)(AI)(ET)	28/08/2009	APR	MOHNEN DYNAMITE 1356	DUNOON REAGAN R093(AI)(ET)	1.9	2.6	-6.1	3.1	45	84	100	97	8	1.5	-1.9	62	3.1	0.5	0.7	0	1	\$93	\$104	\$83	\$99	
12	CMAE119	WELCOME SWALLOW BOOM PRINCESS E119(APR)(AI)(ET)	27/08/2009	APR	MOHNEN DYNAMITE 1356	DUNOON REAGAN R093(AI)(ET)	4.3	3.6	-6.2	1.7	45	89	109	94	10	1.7	-0.8	66	3.6	0.1	0	0.3	1.1	\$103	\$111	\$96	\$109	
13	CMAD214	WELCOME SWALLOW DAY AHEAD D214(APR)(AI)	15/09/2008	APR	MOHNEN DAY AHEAD 144	ICM EXPECTATION Y47(AI)	-0.4	-1.9	-4.3	7.2	45	83	119	119	10	2.6	-3.5	63	0.6	-0.7	-0.5	0.8	0.7	\$101	\$95	\$101	\$102	
14	CMAC241	WELCOME SWALLOW MIRREN C241(AI)(ET)	30/09/2007	HBR	S A V NET WORTH 4200	HINGAIA 469(AI)	1.6	1.2	-1.6	4.2	32	60	72	57	14	1	-6	38	5.2	0.6	-0.2	0.5	1	\$86	\$94	\$78	\$88	
15	CMAC154	WELCOME SWALLOW BOOMTIME C154(APR)(AI)	02/09/2007	APR	LEACHMAN BOOM TIME	WELCOME SWALLOW Y31(APR)(AI)	-4.2	-1.4	-2.4	4.3	46	76	102	84	20	2.1	-4.9	59	2.2	1	0.9	-0.5	1	\$81	\$83	\$69	\$86	
16	CMAB6	WELCOME SWALLOW LOWAN DIRECTION B6(AI)	24/03/2006	HBR	C A FUTURE DIRECTION 5321	J L B EXACTO 416	-0.3	0.6	-2.6	5.9	40	70	93	85	16	1.2	-4.5	61	8.2	-0.2	-0.2	0.9	1.3	\$99	\$98	\$96	\$99	
17	CMAA5	WELCOME SWALLOW SCARLET MOON A5(AI)	29/03/2005	HBR	VERMILION YELLOWSTONE	B/R NEW DESIGN 036	2.6	2.9	-4.8	4.7	40	75	105	99	15	2.4	-5.1	47	1.4	-0.1	0.1	-0.1	1.9	\$111	\$102	\$118	\$107	
18	CMAH241	WELCOME SWALLOW H241(AI)	15/08/2012	HBR	MOHNEN LONG DISTANCE 1639	TC ABERDEEN 759	2.5	2.1	-5	3	45	82	98	78	19	1.6	N/A	57	4.5	-0.3	-0.2	0.3	2.4	\$115	\$115	\$121	\$111	
19	CMAH253	WELCOME SWALLOW H253(APR)(AI)	17/08/2012	APR	MOHNEN LONG DISTANCE 1639	TC ABERDEEN 759	-1.1	0	-2.4	5	51	91	114	95	17	2.1	N/A	63	8.8	-1	-1.1	1.7	1.8	\$123	\$119	\$129	\$120	
20	CMAH295	WELCOME SWALLOW H295(APR)(AI)	20/08/2012	APR	ELLINGSON IDENTITY 9104	WOODHILL FORESIGHT	-4.3	-0.6	-3.7	4	48	84	111	100	18	1	N/A	63	7.3	0	-0.4	0.9	1.6	\$99	\$98	\$97	\$101	
21	CMAH326	WELCOME SWALLOW H326(AI)	24/08/2012	HBR	ELLINGSON IDENTITY 9104	LT 598 BANDO 9074	0.6	2.5	-3.2	3.9	48	90	117	93	20	1.3	-3.8	66	5.2	0.3	0.1	0.1	2.1	\$121	\$114	\$127	\$119	
22	CMAH336	WELCOME SWALLOW H336(AI)	25/08/2012	HBR	ELLINGSON IDENTITY 9104	MOHNEN DYNAMITE 1356	-0.4	2.4	-3	2.6	45	80	102	87	17	0.4	-1.1	61	8	0.4	-0.2	0.6	2	\$102	\$105	\$101	\$105	
23	CMAH338	WELCOME SWALLOW H338(AI)	26/08/2012	HBR	ELLINGSON IDENTITY 9104	MOHNEN DAY AHEAD 144	-0.4	1.6	-2.9	4.8	51	96	126	115	17	1.1	N/A	74	6.4	-0.1	-0.5	0.6	1.9	\$121	\$114	\$127	\$119	
24	CMAD121	WELCOME SWALLOW X13 FORESIGHT D121(APR)(AI)(ET)	15/08/2008	APR	WOODHILL FORESIGHT	HAZELDEAN RENAISSANCE R13(AI)	3.2	0.8	-4	4.1	45	80	98	81	19	3.8	-6.5	60	4.2	0.4	1.4	-0.3	1.6	\$107	\$107	\$105	\$107	
25	CMAG59	ANGUS RECIPIENT PTIC	22/08/11	RECIP	REFER TO ESTIMATED PROGENY ANGUS CALVES & EMBRYO SUMMARY		N/A	N/A	N/A	N/A	N/A	N/A	N/A	N/A	N/A	N/A	N/A	N/A	N/A	N/A	N/A	N/A	N/A	N/A	N/A	N/A	N/A	N/A
26	CMAH313	ANGUS RECIPIENT PTIC	23/08/12	RECIP	REFER TO ESTIMATED PROGENY ANGUS CALVES & EMBRYO SUMMARY		N/A	N/A	N/A	N/A	N/A	N/A	N/A	N/A	N/A	N/A	N/A	N/A	N/A	N/A	N/A	N/A	N/A	N/A	N/A	N/A	N/A	N/A
27	CMAH750	CHAROLAIS RECIPIENT PTIC	30/08/12	RECIP	REFER TO ESTIMATED PROGENY ANGUS CALVES & EMBRYO SUMMARY		N/A	N/A	N/A	N/A	N/A	N/A	N/A	N/A	N/A	N/A	N/A	N/A	N/A	N/A	N/A	N/A	N/A	N/A	N/A	N/A	N/A	N/A
28	CMAG35	ANGUS RECIPIENT PTIC	20/08/11	RECIP	REFER TO ESTIMATED PROGENY ANGUS CALVES & EMBRYO SUMMARY		N/A	N/A	N/A	N/A	N/A	N/A	N/A	N/A	N/A	N/A	N/A	N/A	N/A	N/A	N/A	N/A	N/A	N/A	N/A	N/A	N/A	N/A
29	CMAF157	ANGUS RECIPIENT PTIC	27/08/10	RECIP	REFER TO ESTIMATED PROGENY ANGUS CALVES & EMBRYO SUMMARY		N/A	N/A	N/A	N/A	N/A	N/A	N/A	N/A	N/A	N/A	N/A	N/A	N/A	N/A	N/A	N/A	N/A	N/A	N/A	N/A	N/A	N/A
30	CMAG136	ANGUS RECIPIENT PTIC	10/09/11	RECIP	REFER TO ESTIMATED PROGENY ANGUS CALVES & EMBRYO SUMMARY		N/A	N/A	N/A	N/A	N/A	N/A	N/A	N/A	N/A	N/A	N/A	N/A	N/A	N/A	N/A	N/A	N/A	N/A	N/A	N/A	N/A	N/A
31	4 X EMBRYOS V A R RESERVE 111 X CMAD121		N/A	APR	REFER TO ESTIMATED PROGENY ANGUS CALVES & EMBRYO SUMMARY		N/A	N/A	N/A	N/A	N/A	N/A	N/A	N/A	N/A	N/A	N/A	N/A	N/A	N/A	N/A	N/A	N/A	N/A	N/A	N/A	N/A	N/A
32	4 X EMBRYOS V A R RESERVE 111 X CMAD121		N/A	APR	REFER TO ESTIMATED PROGENY ANGUS CALVES & EMBRYO SUMMARY		N/A	N/A	N/A	N/A	N/A	N/A	N/A	N/A	N/A	N/A	N/A	N/A	N/A	N/A	N/A	N/A	N/A	N/A	N/A	N/A	N/A	N/A
33	3 X EMBRYOS V A R RESERVE 111 X CMAD121		N/A	APR	REFER TO ESTIMATED PROGENY ANGUS CALVES & EMBRYO SUMMARY		N/A	N/A	N/A	N/A	N/A	N/A	N/A	N/A	N/A	N/A	N/A	N/A	N/A	N/A	N/A	N/A	N/A	N/A	N/A	N/A	N/A	N/A
34	CMAG16	WELCOME SWALLOW ON TIME G16(AI)	19/08/2011	HBR	BOOROOMOOKA ON TIME D105	CONNELLY THUNDER	3.9	4.1	-7.2	1.6	35	64	80	69	11	1.3	-2.9	46	4.2	1	0.3	0.3	1.5	\$90	\$98	\$84	\$94	
35	CMAG50	WELCOME SWALLOW G50(AI)	22/08/2011	HBR	BOOROOMOOKA ON TIME D105	K C F BENNETT TOTAL	3.6	3	-5.3	1.2	31	61	72	45	16	1.5	-4.6	41	4	1.9	1.9	-0.4	1.5	\$89	\$97	\$78	\$93	
36	CMAG52	WELCOME SWALLOW G52(APR)(AI)	22/08/2011	APR	SITZ NEW DESIGN 458N	K C F BENNETT PERFORMER	0.6	1.2	-3.4	2.5	43	79	99	39	19	2.7	-5.8	49	6	1.7	2.5	-0.1	2	\$122	\$116	\$120	\$122	
37	CMAG63	WELCOME SWALLOW G63(AI)	23/08/2011	HBR	BOOROOMOOKA ON TIME D105	S A V NET WORTH 4200	3.6	3.5	-4.4	1.5	28	53	58	31	8	1.1	-5.6	31	3.8	1.3	0.6	0.2	1.4	\$85	\$98	\$75	\$87	
38	CMAG75	WELCOME SWALLOW G75(APR)(AI)	25/08/2011	APR	BOOROOMOOKA ON TIME D105	BOOROOMOOKA THEO T030(AI)	-1.1	-0.4	-3	5.1	34	64	84	76	10	1.9	-3.9	42	2.5	0.4	-0.1	0.7	1.2	\$84	\$89	\$80	\$86	
39	CMAG168	WELCOME SWALLOW G168(APR)(AI)(ET)	21/09/2011	APR	BOOROOMOOKA ON TIME D105	LT 598 BANDO 9074	-3.8	0.5	-3.2	7.8	52	91	123	121	8	2.1	-4.8	65	0.5	-0.4	-0.4	0	1.5	\$106	\$99	\$111	\$104	
40	CMAH210	WELCOME SWALLOW H210(AI)	11/08/2012	HBR	TE MANIA BERKLEY B1	TC ABERDEEN 759	5.1	5.5	-8.2	1.9	44	79	102	106	14	1.6	-6.5	60	5.8	-0.5	-0.4	0.4	2.5	\$127	\$117	\$141	\$119	
41	CMAH221	WELCOME SWALLOW H221(APR)(AI)	13/08/2012	APR	TC ABERDEEN 759	K C F BENNETT PERFORMER	1.7	2.7	-6.5	3.3	46	77	102	72	18	1.4	-2.5	54	10.9	1.2	0.9	1.5	1.7	\$120	\$116	\$117	\$122	
42	CMAH231	WELCOME SWALLOW H231(AI)	14/08/2012	HBR	TE MANIA BERKLEY B1	WOODHILL FORESIGHT	2.9	1.2	-9.5	5.3	53	93	131	144	16	3.1	-7.9	71	4.4	-0.7	0.1	0.6	1.4	\$136	\$116	\$148	\$129	
43	CMAH291	WELCOME SWALLOW H291(APR)(AI)	21/08/2012	APR	TC ABERDEEN 759	WOODHILL FORESIGHT	1.6	2.3	-4.4	3.4	44	79	104	90	19	1.9	-3.5	53	8.8	-0.1	-0.1	2	0.1	\$106	\$109	\$94	\$112	
44	CMAH315	WELCOME SWALLOW H315(AI)	23/08/2012	HBR	K C F BENNETT PERFORMER	LEACHMAN BOOM TIME	-3.6	-1	-4.8	4.9	47	79	98	76	19	2.4	-4.7	61	8.1	0.6	0.7	1.4	1.4	\$103	\$105	\$98	\$104	
45	CMAH333	WELCOME SWALLOW H333(APR)(AI)	25/08/2012	APR	TC ABERDEEN 759	LEACHMAN BOOM TIME	-0.4	2.3	-3.3	4.1	46	79	102	82	16	1	-3.5	55	6.9	0.1	0.2	0.9	1.3	\$105	\$106	\$100	\$108	
46	CMAH342	WELCOME SWALLOW H342(AI)	27/08/2012	HBR	TE MANIA BERKLEY B1	S A V NET WORTH 4200	4.2	4.2	-2.7	2.9	39	71	89	90	11	1.6	-8.7	50	4.4	0.6	0.7	-0.7	2.6	\$119	\$109	\$131	\$110	
47	CMAH362	WELCOME SWALLOW H362(APR)(AI)	10/09/2012	APR	TE MANIA BERKLEY B1	WELCOME SWALLOW RENAISSANCE B20(AI)	4.1	4.5	-7.7	4	42	77	99	118	7	1.9	-9	60	3.4	0.5	0.9	-0.2	1.7	\$121	\$110	\$130	\$113	
48	CMAH370	WELCOME SWALLOW H370(APR)	16/09/2012	APR	BOOROOMOOKA ON TIME D105	KMK ALLIANCE 6595 187	2.4	3.1	-5.6	2.1	38	71	87	59	11	1.6	-4.4	52	1.5	1.5	0.9	-0.7	1.9	\$98	\$102	\$95	\$99	
49	CMAH376	WELCOME SWALLOW H376	17/09/2012	HBR	BOOROOMOOKA ON TIME D105	S A V NET WORTH 4200	-0.4	0.6	-2.5	4.3	39	68	87	74	12	2	-3.9	47	2.5	0.6	0.4	0.1	1.7	\$89	\$94	\$86	\$90	
50	CMAH380	WELCOME SWALLOW H380(APR)	18/09/2012	APR	TEXAS MIDLAND F024(AI)	TE MANIA BERKLEY B1(AI)	5.5	4.																				

LOT	SOCIETY ID	NAME	DOB	STATUS	SIRE	MATERNAL GRAND SIRE	CE-DIR	CE-DTRS	GL	BWT	200	400	600	MCWT	MILK	SS	DTC	CWT	EMA	RIB	RUMP	RBY	IMF	ABI	DOM	GRAIN	GRASS	
76	CMAJ266	WELCOME SWALLOW COMMANCHE J266(AI)	25/08/2013	HBR	KM BROKEN BOW 002	MOHNEN DAY AHEAD 144	2.1	1.8	-5.1	2.8	50	90	117	106	17	1.8	N/A	71	4.7	-0.3	-1.1	0.7	1.3	\$114	\$112	\$115	\$115	
77	CMAJ298	WELCOME SWALLOW J298(APR)(AI)	30/08/2013	APR	WERNER WESTWARD 357	MOHNEN DAY AHEAD 144	1.8	1.5	-1.2	5.3	43	80	111	93	15	1.5	-3.8	59	2.4	0	0.1	0.3	1.7	\$113	\$105	\$118	\$112	
78	CMAJ335	WELCOME SWALLOW J335(AI)	10/09/2013	HBR	TC ABERDEEN 759	CONNELLY THUNDER	3.2	3.3	-7.2	2.2	40	77	94	68	22	1.5	-1.5	52	8.2	0.4	-0.1	1.7	0.8	\$100	\$111	\$89	\$107	
79	CMAJ701	WELCOME SWALLOW BOOM C240 J701(AI)(ET)	06/01/2013	HBR	MOHNEN DYNAMITE 1356	S A V NET WORTH 4200	0.5	0.6	-5.3	4.5	44	79	109	102	13	1.5	-2.1	60	4	0.4	-0.1	0.5	1	\$97	\$97	\$92	\$101	
80	CMAJ743	WELCOME SWALLOW DYNAMITE B122 J743(AI)(ET)	07/09/2013	HBR	MOHNEN DYNAMITE 1356	KMK ALLIANCE 6595 187	-7.1	-3.2	-3.6	7.3	56	100	136	134	8	1.8	-0.8	79	3.3	-0.4	-0.9	0.7	0.8	\$94	\$93	\$90	\$98	
81	CMAC136	WELCOME SWALLOW BANDO 9074 C136(APR)(AI)	30/08/2007	APR	LT BANDO 9074	DUNOON REAGAN R093(AI)(ET)	-1.5	1.4	-3.2	7.3	58	106	143	140	14	2.1	-4.7	79	0.4	-0.8	-0.6	-0.3	1.6	\$123	\$110	\$133	\$120	
82	4 X EMBRYOS	ELLINGSON IDENTITY X CMA C136	N/A	APR	REFER TO ESTIMATED PROGENY ANGUS CALVES & EMBRYO SUMMARY		N/A	N/A	N/A	N/A	N/A	N/A	N/A	N/A	N/A	N/A	N/A	N/A	N/A	N/A	N/A	N/A	N/A	N/A	N/A	N/A	N/A	N/A
83	4 X EMBRYOS	ELLINGSON IDENTITY X CMA C136	N/A	APR	REFER TO ESTIMATED PROGENY ANGUS CALVES & EMBRYO SUMMARY		N/A	N/A	N/A	N/A	N/A	N/A	N/A	N/A	N/A	N/A	N/A	N/A	N/A	N/A	N/A	N/A	N/A	N/A	N/A	N/A	N/A	N/A
84	3 X EMBRYOS	ELLINGSON IDENTITY X CMA C136	N/A	APR	REFER TO ESTIMATED PROGENY ANGUS CALVES & EMBRYO SUMMARY		N/A	N/A	N/A	N/A	N/A	N/A	N/A	N/A	N/A	N/A	N/A	N/A	N/A	N/A	N/A	N/A	N/A	N/A	N/A	N/A	N/A	N/A
85	4 X EMBRYOS	SYDGEN BLACK PEARL X CMA C136	N/A	APR	REFER TO ESTIMATED PROGENY ANGUS CALVES & EMBRYO SUMMARY		N/A	N/A	N/A	N/A	N/A	N/A	N/A	N/A	N/A	N/A	N/A	N/A	N/A	N/A	N/A	N/A	N/A	N/A	N/A	N/A	N/A	N/A
86	CMAG49	WELCOME SWALLOW G49(APR)(AI)	21/08/2011	APR	TE MANIA BERKLEY B1	BOYD BEEF MAKER 3069	3.1	3	-5.7	4.2	46	85	108	103	11	1.8	-5.9	67	7.8	-0.8	-1.1	0.9	2.4	\$133	\$122	\$148	\$124	
87	CMAH212	WELCOME SWALLOW H212(AI)	12/08/2012	HBR	TE MANIA BERKLEY B1	TC ABERDEEN 759	5.3	5.1	-7.7	2.1	48	84	124	143	18	2.1	-6.2	64	7.4	-0.1	0.1	0.3	2.3	\$138	\$114	\$154	\$129	
88	CMAH217	WELCOME SWALLOW H217(AI)	13/08/2012	HBR	TE MANIA BERKLEY B1	K C F BENNETT PERFORMER	3.1	3.7	-7	2.7	49	82	108	82	18	2.6	-8.7	58	4.6	2.3	3.7	-1.5	2.6	\$133	\$116	\$139	\$128	
89	CMAH223	WELCOME SWALLOW H223(APR)(AI)	13/08/2012	APR	TE MANIA BERKLEY B1	TC ABERDEEN 759	4.5	5.4	-7.7	3.2	48	91	117	124	14	1.8	-7.2	65	5.5	-0.1	0.6	0.3	1.7	\$135	\$122	\$144	\$129	
90	CMAH289	WELCOME SWALLOW H289(APR)(AI)	21/08/2012	APR	K C F BENNETT PERFORMER	MOHNEN DYNAMITE 1356	-1	0.9	-5.7	5.2	51	88	120	114	14	2.6	-3.6	67	4.1	1.2	1.2	0.6	0.9	\$109	\$104	\$104	\$112	
91	CMAH292	WELCOME SWALLOW H292(AI)	21/08/2012	HBR	TE MANIA BERKLEY B1	LEACHMAN BOOM TIME	2.5	3.5	-6.4	4	51	82	112	123	13	1.9	-8.4	67	4.5	0	0.6	-0.6	2.5	\$129	\$111	\$142	\$120	
92	CMAH312	WELCOME SWALLOW H312(AI)	23/08/2012	HBR	EXAR UPSHOT 0562B	WOODHILL ADMIRAL 77K	0.2	-1	-4.6	5.1	50	92	114	91	18	2.4	N/A	67	4.5	-0.2	-0.3	1.3	1.1	\$119	\$117	\$120	\$118	
93	CMAH331	WELCOME SWALLOW H331(AI)	25/08/2012	HBR	ARDROSSAN EQUATOR A241	LEACHMAN BOOM TIME	-1	0.8	-2.7	3.1	48	88	111	90	22	1.9	-3.6	74	4.7	-0.8	-1.5	0.6	1.7	\$105	\$107	\$107	\$106	
94	CMAH350	WELCOME SWALLOW H350(APR)(AI)	01/09/2012	APR	TE MANIA BERKLEY B1	MOHNEN DYNAMITE 1356	2.5	3.4	-8.2	4.9	49	92	121	128	9	2.1	-6.7	71	4	-0.1	-0.1	0.6	1.2	\$129	\$118	\$137	\$125	
95	CMAH351	WELCOME SWALLOW H351(AI)	01/09/2012	HBR	TE MANIA BERKLEY B1	TE MANIA INFINITY 04 379 AB	1.8	2.3	-6.3	4	48	87	113	117	13	2.5	-8.3	65	5	-0.5	0.1	-0.2	2.7	\$135	\$118	\$154	\$124	
96	CMAF224	WELCOME SWALLOW ABERDEEN F224(AI)	02/09/2010	HBR	TC ABERDEEN 759	LT 598 BANDO 9074	-0.2	0.5	-2.1	3.2	40	73	88	58	21	1.2	-3.7	49	8.8	-0.5	-1	2.1	0.9	\$99	\$108	\$91	\$103	
97	CMAF214	WELCOME SWALLOW PERFORMER F214(APR)(AI)	01/09/2010	APR	K C F BENNETT PERFORMER	KMK ALLIANCE 6595 187	-4.1	-1.9	-3.3	5.7	49	83	115	104	19	3	-3.8	66	6	2.4	2.1	0.2	1.5	\$103	\$95	\$100	\$104	
98	CMAF208	WELCOME SWALLOW DYNAMITE F208(APR)(AI)	01/09/2010	APR	MOHNEN DYNAMITE 1356	MERRIC RIVERS NEW DESIGN T149(AI)	2.2	0.4	-4.3	3	40	76	97	76	9	1.7	-0.6	54	5.4	-0.6	-1.1	1.6	1	\$97	\$106	\$91	\$103	
99	CMAF200	WELCOME SWALLOW INFINITY F200(APR)(AI)	01/09/2010	APR	TE MANIA INFINITY 04 379 AB	WOODHILL FORESIGHT	-5.1	-6.4	-2	4.8	38	71	93	87	12	2.4	-5.3	46	1.5	-0.1	0.5	-0.7	1.9	\$80	\$80	\$80	\$79	
100	CMAF159	WELCOME SWALLOW INFINITY F159(APR)(AI)	28/08/2010	APR	TE MANIA INFINITY 04 379 AB	LEACHMAN BOOM TIME	-1.6	-0.7	-3.4	2.6	34	64	76	76	9	1.2	-6.4	44	2.4	0.5	0.9	-0.9	1.6	\$79	\$86	\$74	\$80	
101	CMAE289	WELCOME SWALLOW SPARK E289(APR)(AI)	23/09/2009	APR	MOHNEN DYNAMITE 1356	WELCOME SWALLOW Z79(APR)(AI)	-0.2	-2.6	-3.4	4.3	42	81	112	74	11	2.2	0.2	58	-0.3	-0.2	0	-0.6	1.7	\$90	\$92	\$87	\$96	
102	CMAE126	WELCOME SWALLOW BOOM PRINCESS E126(APR)(AI)	29/08/2009	APR	MOHNEN DYNAMITE 1356	LT 598 BANDO 9074	1.6	1.6	-4.7	4	50	95	122	111	12	2.1	-2.4	71	1.3	0.1	-0.2	0	1.2	\$109	\$109	\$107	\$111	
103	CMAD219	WELCOME SWALLOW BANDO 9074 D219(AI)(ET)	16/09/2008	HBR	LT 598 BANDO 9074	J L B EXACTO 416	-1	-0.3	-0.8	4.4	40	72	84	56	16	2.1	-6.5	52	4.6	-0.5	-0.7	1	1	\$94	\$102	\$87	\$95	
104	CMAC2	WELCOME SWALLOW FUTURE THEO C2(APR)(AI)(ET)	02/04/2007	APR	C A FUTURE DIRECTION 5321	BOOROOMOOKA THEO T030(AI)	4.1	3.2	-2.3	0.7	26	45	56	27	14	0.2	-3.5	38	7.4	1.3	1	-0.2	1.8	\$78	\$88	\$66	\$83	
105	CMAD126	WELCOME SWALLOW DAY AHEAD CMAD126(APR)(AI)	18/08/2008	APR	MOHNEN DAY AHEAD 144	ICM EXPECTATION Y47(AI)	3.1	1.1	-6	3.6	35	71	81	74	12	1.5	-3.6	53	4.2	0.8	1.2	0.4	0.9	\$87	\$100	\$77	\$92	
106	CMAD154	WELCOME SWALLOW D154(AI)(ET)	24/08/2008	HBR	MOHNEN DAY AHEAD 144	B/R NEW DIMENSION 7127	0.8	-1.2	-0.5	3.7	37	72	94	84	20	1.6	-2.3	53	5.3	-0.1	-0.9	1.1	1.1	\$89	\$95	\$84	\$93	
107	CMAD171	WELCOME SWALLOW FORESIGHT D171(AI)	27/08/2008	HBR	WOODHILL FORESIGHT	MERRIC RIVERS NEW DESIGN T149(AI)	1.9	0.3	-3.2	2.6	40	72	80	43	17	3.3	-7	49	2.9	1.2	2.2	-0.4	1.7	\$100	\$107	\$93	\$101	
108	CMAD194	WELCOME SWALLOW FORESIGHT D194(APR)(AI)	30/08/2008	APR	WOODHILL FORESIGHT	TE MANIA SHEEN S155(AI)(ET)	-3.1	-4.4	-2.5	4.9	41	73	84	59	13	3	-6	50	4.7	-0.3	0.6	0.9	1.1	\$89	\$98	\$81	\$91	
109	CMAD198	WELCOME SWALLOW DIMENSION DAY D198(AI)(ET)	01/09/2008	HBR	MOHNEN DAY AHEAD 144	B/R NEW DIMENSION 7127	0.6	0.2	-0.8	3.9	38	73	96	90	13	1.4	-2.1	56	6.1	-0.2	-1.3	1.4	1.1	\$95	\$99	\$92	\$97	
110	CMAD298	WELCOME SWALLOW BEEFMAKER 036 D298(AI)(ET)	16/10/2008	HBR	BOYD BEEF MAKER 3069	B/R NEW DESIGN 036	-1.3	-0.1	-3.2	4.6	42	76	112	129	20	1.5	-2.5	64	7.5	-0.9	-2.2	1.7	1	\$98	\$92	\$100	\$98	
111	CMAF153	WELCOME SWALLOW ABERDEEN F153(AI)	25/08/2010	HBR	TC ABERDEEN 759	ARDROSSAN DIRECTION W109(AI)(ET)	3.9	4.2	-8.1	2.3	37	71	84	54	19	0.9	-3.2	50	11.2	-0.2	-0.6	2.4	1	\$110	\$118	\$103	\$113	
112	CMAF176	WELCOME SWALLOW ABERDEEN F176(APR)(AI)	29/08/2010	APR	TC ABERDEEN 759	KMK ALLIANCE 6595 187	1.4	2.9	-6.1	3.4	50	88	112	85	19	1	-3.4	63	8.6	1.4	0.9	0.8	1.1	\$117	\$116	\$110	\$121	
113	CMAF222	WELCOME SWALLOW ABERDEEN F222(AI)	02/09/2010	HBR	TC ABERDEEN 759	WELCOME SWALLOW YELLOWSTONE Z2(AI)	1.9	4	-6.3	2.7	42	73	95	72	17	1.1	-3.5	47	10.4	-0.1	-0.7	2.2	1.2	\$116	\$116	\$113	\$117	
114	CMAF248	WELCOME SWALLOW INFINITY F248(AI)	04/09/2010	HBR	TE MANIA INFINITY 04 379 AB	LEACHMAN BOOM TIME	-4.6	-4.1	-3.4	4.8	43	80	105	95	13	2.5	-5.3	58	5.7	-0.7	-0.5	0.4	2	\$102	\$96	\$109	\$98	
115	CMAF263	WELCOME SWALLOW BERKLEY F263(AI)	04/09/2010	HBR	TE MANIA BERKLEY B1	WELCOME SWALLOW LEADER A13(AI)	4.7	5.3	-4.7	1.7	33	62	73	83	11	1.4	-10.1	45	0.8	0.8	1.7	-1.3	2.6	\$106	\$102	\$116	\$98	
116	CMAF265	WELCOME SWALLOW ABERDEEN F265(AI)	05/09/2010	HBR	TC ABERDEEN 759	ARDROSSAN DIRECTION W109(AI)(ET)	-4.6	-0.7	-0.8	7	48	84	110	85	18	1.6	-2.9	61	11.7	-0.6	-0.9	2.5	0.9	\$108	\$107	\$105	\$111	
117	CMAF277	WELCOME SWALLOW ABERDEEN JILT F277(AI)(ET)	06/09/2010	HBR	TC ABERDEEN 759	CLEARWATER PAF SEVILLE 1977	3.1	2.9	-5.1	2.3	40	76	95	67	20	1.8	-2	49	7.1	0.8	0.9	1.3	0.8	\$102	\$109	\$90	\$108	
118	CMAF282	WELCOME SWALLOW ABERDEEN F282(AI)	07/09/2010	HBR	TC ABERDEEN 759	MOHNEN DAY AHEAD 144	2.2	2.2	-1.4	3.6	42	78	102	90	20	1.3	-2.6	52	9.9	-0.6	-1	2.1	0.8	\$109	\$111	\$104	\$112	
119	CMAF296	WELCOME SWALLOW ABERDEEN JILT F296(AI)(ET)	10/09/2010	HBR	TC ABERDEEN 759	CLEARWATER PAF SEVILLE 1977	3.1	2.7	-4.6	2.3	39	73	91	70	18	1.7	-1.9	49	7.9	0.6	0.4	1.7	0.4	\$96	\$106	\$81	\$104	
120	CMAF300	WELCOME SWALLOW ABERDEEN X7 F300(AI)(ET)	14/09/2010	APR	TC ABERDEEN 759	DUNOON REAGAN R093(AI)(ET)	4	4.7	-5.8	1.7	43	82	101	86	18	1	-2.4	57	7.3	0.3	0.4	0.8	1.1	\$107	\$112	\$99	\$112	
121	CMAF310	WELCOME SWALLOW ABERDEEN A70 F310(AI)(ET)	17/09/2010	HBR	TC ABERDEEN 759	S A F 598 BANDO 5175	1.5	3.4	-5	2.2	41	75	90	63	23	1.2	-3.6	48	7.2	0.6	0.3	0.8	2	\$107	\$111	\$106	\$108	
122	CMAF319	WELCOME SWALLOW ABERDEEN X7 F319(APR)(AI)(ET)	19/09/2010	APR	TC ABERDEEN 759	DUNOON REAGAN R093(AI)(ET)	-0.6	2.6	-3.2	5.4	50	91	114	103	12	1.2	-2.1	64	7.5	-0.6	-0.3	1.1	1.4	\$113	\$114	\$112	\$114	
123	CMAF339	WELCOME SWALLOW ABERDEEN F339(AI)	24/09/2010	HBR	TC ABERDEEN 759	BOYD BEEF MAKER 3069	0.5	-0.4	-2.8	2.8	43	75	97	80	23	1.3	-2.3	54	11.4	0.5	-0.1	1.6	1.3	\$102	\$10			

LOT	SOCIETY ID	NAME	DOB	STATUS	SIRE	MATERNAL GRAND SIRE	CE-DIR	CE-DTRS	GL	BWT	200	400	600	MCWT	MILK	SS	DTC	CWT	EMA	RIB	RUMP	RBY	IMF	ABI	DOM	GRAIN	GRASS
151	CMAG157	WELCOME SWALLOW G157(AI)	18/09/2011	HBR	SCHAFF NET INCOME 7024	B/R NEW DESIGN 036	1.1	2.4	-1.5	2.8	33	55	75	65	15	2.2	-5.6	40	4	0.5	-0.3	0.8	0.9	\$84	\$89	\$75	\$87
152	1 X EMBRYOS CARABAR DOCKLANDS D62 X CMAG157		N/A	HBR	REFER TO ESTIMATED PROGENY ANGUS CALVES & EMBRYO SUMMARY		N/A	N/A	N/A	N/A	N/A	N/A	N/A	N/A	N/A	N/A	N/A	N/A	N/A	N/A	N/A	N/A	N/A	N/A	N/A	N/A	N/A
153	4 X EMBRYOS BASINEXCITEMENT X CMAG157		N/A	HBR	REFER TO ESTIMATED PROGENY ANGUS CALVES & EMBRYO SUMMARY		N/A	N/A	N/A	N/A	N/A	N/A	N/A	N/A	N/A	N/A	N/A	N/A	N/A	N/A	N/A	N/A	N/A	N/A	N/A	N/A	N/A
154	CMAG20	WELCOME SWALLOW ON TIME G20(APR)(AI)	19/08/2011	APR	BOOROOMOOKA ON TIME D105	BOOROOMOOKA THEO T030(AI)	4.5	3.1	-5.2	0.7	24	47	57	57	10	1.5	-5	31	2.8	2	1.8	-0.5	1.6	\$75	\$85	\$67	\$78
155	CMAG138	WELCOME SWALLOW G138(AI)	12/09/2011	HBR	BOOROOMOOKA ON TIME D105	C A FUTURE DIRECTION 5321	-2.8	-1.1	-2.9	6.8	48	80	111	113	17	2.4	-4.8	67	5.4	-0.5	-0.5	0.9	1.1	\$99	\$94	\$99	\$99
156	CMAH233	WELCOME SWALLOW H233(APR)(AI)	14/08/2012	APR	TC ABERDEEN 759	MOHNEN DYNAMITE 1356	1.9	3.1	-7.1	2.8	42	80	100	69	18	1	-3.1	52	7.8	1.6	1.1	1.5	0.3	\$108	\$113	\$93	\$115
157	CMAJ5	WELCOME SWALLOW IDENTITY D126 J5(APR)(AI)	19/04/2013	APR	ELLINGSON IDENTITY 9104	MOHNEN DAY AHEAD 144	2	N/A	-7.5	3.7	42	80	100	86	17	0.8	N/A	59	6.8	0.9	1.1	0.7	N/A	\$107	\$109	\$102	\$110
158	CMAJ43	WELCOME SWALLOW J43(APR)	14/05/2013	APR	BOOROOMOOKA ON TIME D105	TE MANIA VICEROY V342	2	2.8	-4.5	3	32	57	69	64	9	1.6	-6.8	38	-0.2	0.9	1.1	-0.7	1.9	\$87	\$92	\$85	\$85
159	CMAJ48	WELCOME SWALLOW J48(APR)	21/05/2013	APR	BOOROOMOOKA ON TIME D105	SITZ NEW DESIGN 458N	2.8	2.9	-5.2	1.5	33	63	77	54	14	1.8	-5.4	38	1.9	1.2	1.1	-0.2	1.9	\$96	\$100	\$94	\$96
160	CMAJ53	WELCOME SWALLOW J53(APR)(AI)(ET)	26/05/2013	APR	BOOROOMOOKA ON TIME D105	WOODHILL FORESIGHT	1.8	2.3	-4.9	2.6	38	69	87	69	17	2.4	-4.4	48	2.7	0.6	0.8	-0.3	1.9	\$95	\$98	\$93	\$96
161	CMAJ61	WELCOME SWALLOW J61	18/06/2013	HBR	BOOROOMOOKA ON TIME D105	WELCOME SWALLOW GLOWING ALLIANCE B20(AI)	2.5	2.9	-4.6	2.6	33	60	77	78	9	1.6	-4.3	44	0.5	0.6	0	-0.1	1.2	\$80	\$88	\$73	\$83
162	CMAJ153	WELCOME SWALLOW J153(APR)(AI)	12/08/2013	APR	ELLINGSON IDENTITY 9104	TE MANIA BERKLEY B1(AI)	2.6	3.6	-7.5	2.9	49	88	111	96	18	1.5	-5.1	65	8.5	0.6	0.8	0.7	2.1	\$132	\$123	\$138	\$128
163	CMAJ166	WELCOME SWALLOW J166(AI)	14/08/2013	HBR	KC HAAS GPS	TC ABERDEEN 759	4.2	3.9	-9.7	4.1	53	102	133	124	18	2.9	N/A	77	5.4	0.6	0.9	0.4	2	\$146	\$129	\$159	\$140
164	CMAJ167	WELCOME SWALLOW J167(AI)	14/08/2013	HBR	ELLINGSON IDENTITY 9104	BOOROOMOOKA ON TIME D105(AI)	1.8	3.7	-5.5	2.4	41	74	95	78	16	0.7	N/A	52	6.4	1	0.7	0.4	1.5	\$102	\$105	\$97	\$106
165	CMAJ169	WELCOME SWALLOW J169(AI)	14/08/2013	HBR	ELLINGSON IDENTITY 9104	TE MANIA BERKLEY B1(AI)	3.8	4.3	-6.1	2.6	44	81	107	90	17	1	-4.9	58	6.9	0.4	0.4	0.6	1.6	\$123	\$115	\$125	\$121
166	CMAJ187	WELCOME SWALLOW J187(AI)	16/08/2013	HBR	KC HAAS GPS	R/M IRONSTONE 4047	2	2.9	-4.1	2.9	45	84	100	82	16	2.7	N/A	63	5.1	0.1	0.3	0.3	2.4	\$122	\$119	\$131	\$117
167	CMAJ194	WELCOME SWALLOW J194(APR)(AI)	17/08/2013	APR	KC HAAS GPS	MOHNEN DYNAMITE 1356	3.1	2	-9.1	3.9	47	90	115	96	14	2.8	N/A	69	4.2	0	0.4	0.6	1.7	\$124	\$119	\$129	\$122
168	CMAJ207	WELCOME SWALLOW J207(APR)(AI)	19/08/2013	APR	KC HAAS GPS	BOOROOMOOKA ON TIME D105(AI)	4.3	3.2	-3.5	1.8	36	72	87	76	15	2.8	N/A	51	4.2	1.5	1.8	-0.4	2.1	\$111	\$108	\$114	\$107
169	CMAJ230	WELCOME SWALLOW J230(APR)(AI)	21/08/2013	APR	CARABAR DOCKLANDS D62	K C F BENNETT PERFORMER	3	2	-6.3	3.7	41	77	103	77	19	2.8	-4.1	54	6.1	1	1.3	0.5	1.2	\$111	\$107	\$106	\$113
170	CMAJ237	WELCOME SWALLOW J237(AI)	22/08/2013	HBR	KC HAAS GPS	TE MANIA INFINITY 04 379 AB	2.2	1.2	-6.6	3.9	48	92	118	100	16	3.2	-6.6	67	4.1	0.6	1.1	-0.6	2.9	\$137	\$121	\$154	\$128
171	CMAJ241	WELCOME SWALLOW IDENTITY J241(APR)(AI)	23/08/2013	APR	ELLINGSON IDENTITY 9104	SITZ NEW DESIGN 458N	-3.3	0.1	-5.7	6.5	47	85	114	101	14	1.2	-3.2	59	5.8	0.9	1.2	0.4	1.7	\$108	\$102	\$110	\$108
172	CMAJ264	WELCOME SWALLOW J264(AI)	25/08/2013	HBR	KC HAAS GPS	L T 598 BANDO 9074	1.5	1.9	-4.2	4.9	49	94	117	95	16	3.2	-7.6	70	2.9	0.8	1.3	-0.4	2.1	\$133	\$121	\$142	\$126
173	CMAJ270	WELCOME SWALLOW J270(AI)	26/08/2013	HBR	TUWHARETOA REGENT D145	TC ABERDEEN 759	-2.4	-2.8	-3.6	4.6	44	81	106	91	18	1.6	-3.3	68	6.1	0.8	0.2	0	2.1	\$100	\$97	\$103	\$100
174	CMAJ321	WELCOME SWALLOW J321(APR)	06/09/2013	APR	WELCOME SWALLOW INFINITY F250(AI)	YTHANBRAE HENRY VIII U8(AI)(ET)	-2.3	-1.2	-2.4	4.3	46	87	103	90	10	1.9	-5.1	64	4.8	0.6	0	-0.4	2.6	\$109	\$108	\$118	\$104
175	CMAJ325	WELCOME SWALLOW J325(AI)(ET)	08/09/2013	HBR	KC HAAS GPS	TC ABERDEEN 759	4.7	4.4	-7	1.3	45	86	108	93	22	2.5	N/A	64	6.3	1.1	1	0.2	2	\$126	\$119	\$131	\$123
176	CMAJ340	WELCOME SWALLOW J340(AI)	14/09/2013	HBR	TC ABERDEEN 759	SITZ NEW DESIGN 458N	3.3	4.3	-4.1	1.6	41	76	97	71	23	1.6	-3.8	48	7.1	0	-0.2	1.4	1.2	\$111	\$113	\$106	\$113
177	CMAJ342	WELCOME SWALLOW J342(APR)(AI)	15/09/2013	APR	CARABAR DOCKLANDS D62	TE MANIA SHEEN S155(AI)(ET)	3.1	1.2	-4.8	3.9	40	80	105	82	16	3	-4.2	56	5.3	1.1	1.2	0.3	1.4	\$114	\$109	\$113	\$114
178	CMAJ347	WELCOME SWALLOW J347(APR)(AI)	17/09/2013	APR	ELLINGSON IDENTITY 9104	SITZ NEW DESIGN 458N	-0.1	3.6	-2.8	3.2	42	77	99	76	19	0.9	-4	52	5.2	0.8	0.9	0.1	1.7	\$105	\$104	\$103	\$106
179	CMAJ363	WELCOME SWALLOW J363(APR)	24/09/2013	APR	WELCOME SWALLOW INFINITY F250(AI)	TE MANIA BERKLEY B1(AI)	0.1	-0.2	-4	3.6	42	79	98	97	12	2	-6.5	56	4.6	0.3	0.6	-0.2	2.1	\$110	\$105	\$116	\$105
180	CMAJ366	WELCOME SWALLOW J366(AI)(ET)	24/09/2013	HBR	TUWHARETOA REGENT D145	S A V NET WORTH 4200	-0.9	-2	-4.5	3.9	45	79	110	110	18	1.2	-4	71	5.2	0.5	-1	-0.3	2.5	\$104	\$95	\$114	\$100
181	CMAJ368	WELCOME SWALLOW J368	25/09/2013	HBR	WELCOME SWALLOW INFINITY F250(AI)	SCHAFF NET INCOME 7024	-1.7	-1.6	-2.8	3.9	39	71	86	71	13	2	-4.9	51	7.9	0	-0.4	1.5	1	\$95	\$101	\$88	\$97
182	CMAJ371	WELCOME SWALLOW J371(APR)	27/09/2013	APR	WELCOME SWALLOW INFINITY F250(AI)	TE MANIA BERKLEY B1(AI)	-3.8	-2.8	-3.7	6.8	46	83	114	123	9	2.1	-5.8	61	2.5	-0.3	0.1	-0.2	2	\$105	\$94	\$115	\$100
183	CMAJ736	WELCOME SWALLOW HARVESTOR F162 J736(AI)(ET)	19/09/2013	HBR	S A V HARVESTOR 0338	TC ABERDEEN 759	-2.9	N/A	-3.8	5.8	54	99	123	103	20	N/A	N/A	71	7.7	0	-0.7	1.4	0.9	\$113	\$114	\$110	\$115
184	CMAC202	WELCOME SWALLOW BOOMTIME C202(AI)	11/09/2007	HBR	LEACHMAN BOOM TIME	MERRIC RIVERS NEW DESIGN T149(AI)	-8.3	-7.9	1.9	5.7	49	75	106	93	18	2.8	-5.6	58	2.2	0	0.4	-0.6	1.6	\$75	\$72	\$70	\$77
185	3 X EMBRYOS CARABAR DOCKLANDS D62 X C202		N/A	HBR	REFER TO ESTIMATED PROGENY ANGUS CALVES & EMBRYO SUMMARY		N/A	N/A	N/A	N/A	N/A	N/A	N/A	N/A	N/A	N/A	N/A	N/A	N/A	N/A	N/A	N/A	N/A	N/A	N/A	N/A	N/A
186	CMAD15	WELCOME SWALLOW D15(AI)	21/08/2008	HBR	LEACHMAN BOOM TIME	HIDDEN VALLEY EXISTENCE X18(AI)(ET)	-2.4	-0.8	-2.1	4.7	51	74	104	108	18	1.5	-5.9	65	5.2	0.9	0.8	-0.3	1.1	\$89	\$86	\$80	\$92
187	2 X EMBRYOS ELLINGSON IDENTITY 9104 X CMA D15		CMAD15	HBR	REFER TO ESTIMATED PROGENY ANGUS CALVES & EMBRYO SUMMARY		N/A	N/A	N/A	N/A	N/A	N/A	N/A	N/A	N/A	N/A	N/A	N/A	N/A	N/A	N/A	N/A	N/A	N/A	N/A	N/A	N/A
188	CMAH34	WELCOME SWALLOW BERKLEY D121 H34(APR)(AI)(ET)	01/05/2012	APR	TE MANIA BERKLEY B1	WOODHILL FORESIGHT	5.5	4.6	-7.7	3.1	49	88	112	113	15	3.2	-8.9	67	4.8	0.2	1.1	-0.4	2.4	\$137	\$121	\$150	\$127
189	CMAF189	ANGUS RECIPIENT PTIC	24/08/10	RECIP	REFER TO ESTIMATED PROGENY ANGUS CALVES & EMBRYO SUMMARY		N/A	N/A	N/A	N/A	N/A	N/A	N/A	N/A	N/A	N/A	N/A	N/A	N/A	N/A	N/A	N/A	N/A	N/A	N/A	N/A	N/A
190	CMAH213	ANGUS RECIPIENT PTIC	12/08/12	RECIP	REFER TO ESTIMATED PROGENY ANGUS CALVES & EMBRYO SUMMARY		N/A	N/A	N/A	N/A	N/A	N/A	N/A	N/A	N/A	N/A	N/A	N/A	N/A	N/A	N/A	N/A	N/A	N/A	N/A	N/A	N/A
191	CMAE171	WELCOME SWALLOW SPARK E171(AI)	04/09/2009	HBR	MOHNEN DYNAMITE 1356	LEACHMAN BOOM TIME	-1.5	0.2	-2.4	3.3	45	74	98	105	10	0.8	-1.4	61	3.6	0.3	-0.3	-0.3	1.8	\$81	\$87	\$77	\$85
192	CMAG90	WELCOME SWALLOW G90(AI)	25/08/2011	HBR	L T 598 BANDO 9074	BOYD BEEF MAKER 3069	-1.6	1.2	-3.5	3.8	40	72	92	64	16	1.8	-6.3	52	3.8	-0.3	-0.9	0.9	1	\$98	\$100	\$93	\$99
193	CMAG155	WELCOME SWALLOW G155(APR)(AI)(ET)	18/09/2011	APR	YTHANBRAE HENRY VIII U8	DUNOON REAGAN R093(AI)(ET)	-2.2	0.2	-2.4	6.4	52	95	128	127	14	1.9	-4	77	3.3	-1.7	-2.5	0.3	2.3	\$117	\$106	\$133	\$110
194	CMAH256	WELCOME SWALLOW H256(APR)(AI)	17/08/2012	APR	EXAR UPSHOT 0562B	K C F BENNETT TOTAL	2.4	-2.8	-7.7	4.5	50	91	111	87	17	1.7	-5.6	71	8.1	0.6							

LOT	SOCIETY ID	NAME	DOB	STATUS	SIRE	MATERNAL GRAND SIRE	CE-DIR	CE-DTRS	GL	BWT	200	400	600	MCWT	MILK	SS	DTC	CWT	EMA	RIB	RUMP	RBY	IMF	ABI	DOM	GRAIN	GRASS
226	CMAH242	WELCOME SWALLOW H242(APR)(AI)	15/08/2012	APR	TE MANIA BERKLEY B1	TC ABERDEEN 759	3.9	4.4	-6.8	2.2	44	83	100	100	16	1.6	-9	61	5.9	1.9	2.1	-0.2	1.3	\$123	\$117	\$122	\$120
227	CMAH306	WELCOME SWALLOW H306(APR)(AI)	23/08/2012	APR	TE MANIA BERKLEY B1	MOHNEN DAY AHEAD 144	3.3	3	-6.7	3.9	46	85	106	115	11	2.1	-9	65	4.9	1.4	1.9	-0.2	1.3	\$124	\$115	\$127	\$120
228	CMAH706	WELCOME SWALLOW INCOME D121 H706(APR)(AI)(ET)	05/09/2012	APR	SCHAFF NET INCOME 7024	WOODHILL FORESIGHT	3.2	1.4	-2.2	3.1	43	74	92	81	19	3.1	-5.8	57	4.2	0.3	0.5	-0.1	1.6	\$99	\$102	\$96	\$100
229	CMAE5	WELCOME SWALLOW X5(APR)(AI)	04/09/2002	APR	BOOROOMOOKA THEO T030	TEHAMA 5204 TRAV 641	3.1	1.8	-4.3	2.1	28	57	67	47	12	1.7	-3	40	3.6	1.5	1	-0.1	1.4	\$78	\$91	\$67	\$83
230	CMAE124	WELCOME SWALLOW TOTAL PRINCESS E124(APR)(AI)(ET)	29/08/2009	APR	K C F BENNETT TOTAL	DUNOON REAGAN R093(AI)(ET)	4.3	1.7	-5.6	2.2	43	80	94	67	14	1.4	-4.2	64	4.9	1.8	1.6	-0.9	1.6	\$100	\$106	\$92	\$104
231	CMAG21	ANGUS RECIPIENT PTIC	19/08/11	RECIP	REFER TO ESTIMATED PROGENY ANGUS CALVES & EMBRYO SUMMARY		N/A	N/A	N/A	N/A	N/A	N/A	N/A	N/A	N/A	N/A	N/A	N/A	N/A	N/A	N/A	N/A	N/A	N/A	N/A	N/A	N/A
232	CMAD135	ANGUS RECIPIENT PTIC	21/08/08	RECIP	REFER TO ESTIMATED PROGENY ANGUS CALVES & EMBRYO SUMMARY		N/A	N/A	N/A	N/A	N/A	N/A	N/A	N/A	N/A	N/A	N/A	N/A	N/A	N/A	N/A	N/A	N/A	N/A	N/A	N/A	N/A
233	CMAG47	WELCOME SWALLOW G47(APR)(AI)	21/08/2011	APR	TE MANIA BERKLEY B1	KMK ALLIANCE 6595 I87	2.2	3.7	-6.9	5.2	55	97	128	130	11	2.4	-8.9	75	5	1.7	2.1	-0.7	1.9	\$143	\$123	\$154	\$136
234	CMAF219	WELCOME SWALLOW ABERDEEN F219(APR)(AI)	02/09/2010	APR	TC ABERDEEN 759	MOHNEN DAY AHEAD 144	1	2.2	-3.1	3.4	43	82	111	98	24	1.7	-2	58	9.3	-0.1	-0.6	1.8	0.9	\$110	\$109	\$106	\$114
235	CMAF228	WELCOME SWALLOW ABERDEEN F228(AI)	02/09/2010	HBR	TC ABERDEEN 759	MOHNEN DAY AHEAD 144	2.8	3.9	-5.1	3.3	45	86	113	107	20	1.4	-4	62	7.8	0.9	0.7	1	1	\$119	\$114	\$117	\$121
236	CMAF242	WELCOME SWALLOW PERFORMER F242(APR)(AI)	03/09/2010	APR	K C F BENNETT PERFORMER	WELCOME SWALLOW MODEST Z85(APR)(AI)	0.6	1.1	-3.1	2.6	36	65	79	42	17	2.4	-3.6	47	8	1.4	1.2	1.1	1.7	\$101	\$106	\$95	\$103
237	CMAF256	WELCOME SWALLOW DYNAMITE B109 F256(APR)(AI)(ET)	04/09/2010	APR	MOHNEN DYNAMITE 1356	WELCOME SWALLOW YELLOWSTONE Z2(AI)	0.8	0.8	-6.2	3.6	39	75	96	73	11	1.5	-2.8	51	3.6	1.2	0.9	0.5	0.8	\$95	\$100	\$84	\$101
238	CMAG10	WELCOME SWALLOW BERKLEY G10(APR)(AI)	17/08/2011	APR	TE MANIA BERKLEY B1	WELCOME SWALLOW Z79(APR)(AI)	4.9	4.2	-8.1	2.9	42	78	101	98	11	2.3	-6.6	58	1.8	-0.3	0.6	-0.9	2.8	\$120	\$110	\$134	\$112
239	CMAG42	WELCOME SWALLOW G42(AI)	21/08/2011	HBR	TE MANIA BERKLEY B1	MOHNEN DAY AHEAD 144	5.9	4.8	-7.4	2.1	38	74	93	83	11	1.9	-8.5	51	3.9	0.3	0.8	-0.1	1.6	\$119	\$112	\$123	\$114
240	CMAG53	WELCOME SWALLOW G53(APR)(AI)	22/08/2011	APR	TE MANIA BERKLEY B1	LEACHMAN BOOM TIME	1.2	1.7	-5.8	4.4	50	86	107	113	13	2.2	-8.8	65	3.9	0.4	1.4	-0.8	2.7	\$127	\$114	\$141	\$117
241	CMAG67	WELCOME SWALLOW G67(AI)	23/08/2011	HBR	TE MANIA BERKLEY B1	WELCOME SWALLOW THEO Y56(AI)	2.1	2.7	-4.4	5.2	44	77	106	122	8	1.7	-6.9	59	7.2	-0.5	-0.4	0.7	2.1	\$127	\$112	\$141	\$118
242	CMAG86	WELCOME SWALLOW G86(AI)	25/08/2011	HBR	TE MANIA BERKLEY B1	BOYD ON TARGET 1083	3.4	3.9	-4.9	2.7	44	76	82	98	11	1.6	-11.3	55	5.1	1.5	2.6	-0.6	1.6	\$113	\$113	\$114	\$108
243	CMAG140	WELCOME SWALLOW G140(APR)(AI)	13/09/2011	APR	TE MANIA BERKLEY B1	KENNY'S CREEK SANDY S15(AI)	3.8	3.1	-5.2	3.6	35	66	91	91	13	1.7	-8.1	48	2.6	0.3	0.9	-0.3	2	\$113	\$101	\$122	\$107
244	CMAH4	WELCOME SWALLOW BERKLEY D162 H4(APR)(AI)(ET)	24/04/2012	APR	TE MANIA BERKLEY B1	WOODHILL FORESIGHT	3.4	3.8	-6.5	3.5	47	88	111	111	18	2.7	-8	66	5.5	0	0.7	-0.4	2.6	\$134	\$120	\$149	\$124
245	CMAH244	WELCOME SWALLOW H244(APR)(AI)	16/08/2012	APR	TE MANIA BERKLEY B1	TC ABERDEEN 759	4.8	4.7	-4.1	1.6	46	84	106	99	20	2.2	-6.3	61	7	-0.5	-0.1	0.2	2.7	\$131	\$120	\$144	\$123
246	CMAH290	WELCOME SWALLOW H290(AI)	21/08/2012	HBR	ARDROSSAN EQUATOR A241	K C F BENNETT PERFORMER	1.7	0.5	-4.9	3	42	78	98	73	19	2.2	-3.8	63	4.1	0.7	0.8	-0.1	2.4	\$109	\$107	\$113	\$107
247	CMAH301	WELCOME SWALLOW H301(APR)(AI)	22/08/2012	APR	TC ABERDEEN 759	STEVENSON CE DELUXE 1914	2	2.5	-4.9	2.2	44	77	97	60	24	1	-2.6	55	7.4	0.3	0.2	0.5	2	\$108	\$110	\$104	\$110
248	CMAH310	WELCOME SWALLOW H310(AI)	23/08/2012	HBR	EXAR UPSHOT 0562B	S A V NET WORTH 4200	3.5	1.3	-4.7	1.9	39	70	85	68	19	1	-6.7	51	6.1	0.8	0	1.2	0.8	\$102	\$107	\$94	\$104
249	CMAH705	WELCOME SWALLOW REPLAY C240 H705(AI)(ET)	02/09/2012	HBR	WK REPLAY	S A V NET WORTH 4200	0.8	2.8	-4.3	6	49	81	116	114	16	2	-6.4	62	6.9	-0.5	-0.9	1.3	1.4	\$125	\$110	\$133	\$121
250	CMAH719	WELCOME SWALLOW DESTINY C146 H719(APR)(AI)(ET)	03/09/2012	APR	RENNYLEA C511(APR)	L T 598 BANDO 9074	-3	-0.4	-0.4	6.4	46	82	115	115	16	2.5	-6.1	61	6.4	0.5	0.5	0.4	2.3	\$120	\$103	\$134	\$113
251	CMAJ14	WELCOME SWALLOW J14(AI)(ET)	25/04/2013	HBR	TE MANIA BERKLEY B1	LEACHMAN BOOM TIME	4.1	4	-6.3	3	46	79	99	100	13	1.6	-9.1	62	5.3	1.1	1.6	-0.7	2	\$122	\$113	\$128	\$117
252	CMAJ15	WELCOME SWALLOW J15(APR)(AI)(ET)	26/04/2013	APR	TE MANIA BERKLEY B1	WOODHILL FORESIGHT	4.8	4.1	-6.9	3.7	47	85	109	112	15	3.1	-8.9	65	4.7	0.2	1.2	-0.4	2.4	\$134	\$118	\$148	\$124
253	CMAJ17	WELCOME SWALLOW J17(AI)	26/04/2013	HBR	ARDROSSAN EQUATOR A241	LEACHMAN BOOM TIME	-2.8	-1.3	-2.6	5.2	48	83	107	93	17	1.9	-4.6	69	5.6	0.2	0.1	0.3	1.6	\$101	\$100	\$100	\$101
254	CMAJ20	WELCOME SWALLOW J20(AI)	28/04/2013	HBR	ARDROSSAN EQUATOR A241	MOHNEN DAY AHEAD 144	-0.8	-1.8	-1.5	4.7	48	91	117	100	19	2.6	-3.8	73	4.7	0.5	0.1	0.1	1.7	\$110	\$106	\$112	\$109
255	CMAJ32	WELCOME SWALLOW J32(APR)(AI)(ET)	03/05/2013	APR	VTMB1	WOODHILL FORESIGHT	4.3	3.8	-6.8	4.2	51	90	115	120	14	3.1	-8.8	69	4.7	0	1	-0.4	2.4	\$137	\$121	\$151	\$127
256	CMAJ33	WELCOME SWALLOW J33(APR)(AI)(ET)	03/05/2013	APR	TE MANIA BERKLEY B1	WOODHILL FORESIGHT	4.4	3.9	-6.8	3.8	48	86	110	113	15	3.1	-8.9	65	4.7	0.1	1.1	-0.4	2.4	\$134	\$119	\$148	\$124
257	CMAJ165	WELCOME SWALLOW J165(APR)(AI)	14/08/2013	APR	KM BROKEN BOW 002	TE MANIA BERKLEY B1(AI)	2.9	3.9	-6.6	1.8	46	82	103	97	19	2.2	-6.8	62	4.9	0.4	0.5	-0.4	2.2	\$118	\$112	\$124	\$114
258	CMAJ191	WELCOME SWALLOW J191(APR)(AI)	16/08/2013	APR	KM BROKEN BOW 002	TE MANIA BERKLEY B1(AI)	3.5	4	-4.4	1.6	44	88	108	104	18	2.4	N/A	64	4.9	-0.7	-0.8	0.5	1.7	\$123	\$118	\$130	\$118
259	CMAJ200	WELCOME SWALLOW J200(APR)(AI)	17/08/2013	APR	MATAURI REALITY 839	K C F BENNETT PERFORMER	4.8	2.9	-9.2	1.8	45	84	107	77	22	3	-3.4	59	6.7	2.8	2.8	-0.4	1.8	\$116	\$112	\$111	\$118
260	CMAJ212	WELCOME SWALLOW J212(APR)(AI)	19/08/2013	APR	A A R TEN X 7008 S A	TE MANIA INFINITY 04 379 AB	5.3	2.5	-6.7	0.6	42	81	99	78	17	2	-4.5	60	4.6	-0.7	-1.4	0.4	2	\$111	\$112	\$115	\$109
261	CMAJ272	WELCOME SWALLOW J272(AI)	26/08/2013	HBR	A A R TEN X 7008 S A	TE MANIA INFINITY 04 379 AB	2.8	0.7	-4.3	3.4	50	89	117	102	16	2.3	-4.1	68	4.3	-0.4	-1.1	0	2.2	\$118	\$111	\$126	\$115
262	CMAJ275	WELCOME SWALLOW J275(AI)	26/08/2013	HBR	MATAURI REALITY 839	VERMILION YELLOWSTONE	4.1	3.2	-5	3.5	42	82	110	93	19	3	-4.5	51	2.4	1.3	1.4	-0.9	2	\$113	\$105	\$117	\$112
263	CMAJ301	WELCOME SWALLOW J301(APR)(AI)	30/08/2013	APR	A A R TEN X 7008 S A	IRONWOOD NEW LEVEL	3.8	2.1	-1.4	3.8	47	85	111	76	16	2.2	-3.1	62	4.5	-0.8	-1.9	1	1.4	\$114	\$113	\$114	\$115
264	CMAJ333	WELCOME SWALLOW J333(APR)(AI)	13/09/2013	APR	MATAURI REALITY 839	TE MANIA BERKLEY B1(AI)	5.5	4.4	-7.4	1.1	37	73	86	64	17	2.1	-6	50	3.6	2.2	2.4	-1.5	2.6	\$108	\$107	\$110	\$105
265	CMAJ369	WELCOME SWALLOW J369(APR)	26/09/2013	APR	WELCOME SWALLOW ABERDEEN F244	LEACHMAN BOOM TIME	-2.8	0.2	-2.3	4.8	48	79	104	91	16	0.3	-1.9	60	10.6	-1.1	-2.1	2.1	1.1	\$99	\$102	\$94	\$102
266	CMAJ374	WELCOME SWALLOW J374(APR)	27/09/2013	APR	WELCOME SWALLOW ABERDEEN F244	C A FUTURE DIRECTION 5321	-0.1	1.2	-2.6	4.6	43	76	94	76	17	0.4	-2.8	60	11	-0.1	-0.7	1.6	1.3	\$103	\$108	\$98	\$106
267	CMAJ377	WELCOME SWALLOW J377(APR)	01/10/2013	APR	WELCOME SWALLOW INFINITY F250(AI)	GARDENS HIGHMARK	0	-1.5	-3.4	3.1	38	75	91	77	15	2.3	-3.9	54	6.1	0.1	0.3	0.8	1.4	\$97	\$102	\$94	\$99
268	CMAJ383	WELCOME SWALLOW J383(APR)	04/10/2013	APR	WELCOME SWALLOW ABERDEEN F244	WELCOME SWALLOW GLOWING ALLIANCE B20(AI)	2.4	N/A	-3.8	2.8	44	79	98	82	16	1.1	N/A	62	8.7	0	-0.8	1.2	1.3	\$106	\$111	\$101	\$109
269	CMAJ385	WELCOME SWALLOW J385(APR)	05/10/2013	APR	WELCOME SWALLOW INFINITY F250(AI)	ICM ULTRAVOX Z62(AI)	0	-1.7	-3.9	3.1	37	69	85	78	11	1.6	-4.1	46	4.1	0.8	0.7	-0.4	2.2	\$91	\$94	\$92	\$90
270	CMAJ389	WELCOME SWALLOW J389(APR)	06/10/2013	APR	WELCOME SWALLOW ABERDEEN F244	S A F 598 BANDO 5175	-0.8	1.5	-3.2	4	43	71	86	79	17	0.5	-2.6	54	11.1	-0.2	-1.4	2.3	0.7	\$90	\$102	\$79	\$96
271	CMAJ395	WELCOME SWALLOW J395	09/10/2013	HBR	WELCOME SWALLOW INFINITY F250(AI)	KMK ALLIANCE 6595 I87	-4.6	-5.4	-1	5	40	76	99	90	14	1.7	-4.6	57	3.9	0.5	-0.1	0	1.4	\$85	\$86	\$82	\$86
272	CMAJ399	WELCOME SWALLOW J399(APR)	11/10/2013	APR	WELCOME SWALLOW ABERDEEN F244	BOYD BEEF MAKER 3069	1.6	0.8	-3.5	2.2	40	73	90	75	20	0.7	-2.1	56	12.1	-0.2	-1.6	2.3	1	\$101	\$109	\$93	\$105
273	CMAJ402	WELCOME SWALLOW J402	11/10/2013	HBR	WELCOME SWALLOW INFINITY F250(AI)	BOYD BEEF MAKER 3069	-4.6	-4.5	-0.8	5.3	43	80	102	94	13	1.9	-3.7	59	8.7	0.3	-0.3	1	1.3	\$94	\$95	\$92	\$96
274	CMAJ420	WELCOME																									

LOT	SIRE ID	SIRE ID	DAM	JOIN TYPE	STATUS	MID PARENT EBVS	CE-DIR	CE-DTRS	GL	BWT	200	400	600	MCWT	MILK	SS	DTC	CWT	EMA	RIB	RUMP	RBY	IMF	ABI	DOM	GRAIN	GRASS
1	NAQA241	ARDROSSAN EQUATOR A241	CMAG69	AI	HBR	EXPECTED AVERAGE PROGENY VALUE	-2.4	0.6	-3.5	4.5	48	85	110	95	18	2.3	-2.5	68	6.4	-1.5	-1.9	1.5	2.1	\$108	\$107	\$115	\$106
2	NAQA241	ARDROSSAN EQUATOR A241	CMAG143	AI	HBR	EXPECTED AVERAGE PROGENY VALUE	1.5	1.7	-5.6	3.4	48	89	117	97	20	2.7	-4	70	5.9	-0.4	-0.8	1	2	\$125	\$117	\$133	\$122
3	NAQA241	ARDROSSAN EQUATOR A241	CMAH9	AI	APR	EXPECTED AVERAGE PROGENY VALUE	-0.4	0.6	-3.5	3.7	47	86	111	90	21	2.4	-4	68	4.4	-0.4	-0.4	0.5	2.2	\$114	\$109	\$119	\$111
4	NAQA241	ARDROSSAN EQUATOR A241	CMAH11	AI	HBR	EXPECTED AVERAGE PROGENY VALUE	0	0	-4.2	4.1	48	84	107	91	18	2.4	-4.5	68	5.5	-0.5	-0.6	0.8	1.9	\$111	\$109	\$115	\$109
5	NAQA241	ARDROSSAN EQUATOR A241	CMAE287	AI	HBR	EXPECTED AVERAGE PROGENY VALUE	-2.9	-2.3	-2.3	6.1	49	88	117	113	19	2.7	-2.8	71	5	-1	-1.4	1.1	1.5	\$101	\$100	\$104	\$101
6	NAQA241	ARDROSSAN EQUATOR A241	CMAE283	AI	HBR	EXPECTED AVERAGE PROGENY VALUE	1.8	1.5	-5.3	3.5	46	86	110	92	18	2.4	-1.7	70	5.7	-0.7	-1.3	1.2	1.5	\$108	\$111	\$108	\$110
7	NAQA241	ARDROSSAN EQUATOR A241	CMAE282	AI	HBR	EXPECTED AVERAGE PROGENY VALUE	-1	-1.2	-3	5.1	48	86	114	106	20	2.5	-3	71	5	-0.5	-1.1	1	1.4	\$103	\$102	\$103	\$103
8	NAQA241	ARDROSSAN EQUATOR A241	CMAE281	AI	APR	EXPECTED AVERAGE PROGENY VALUE	-1.6	-0.4	-5.8	5	47	85	111	91	18	2.3	-3.7	66	6.1	0.3	0.2	0.9	1.9	\$113	\$108	\$116	\$111
9	NAQA241	ARDROSSAN EQUATOR A241	CMAE278	AI	HBR	EXPECTED AVERAGE PROGENY VALUE	1.3	0.5	-4.2	3.6	45	85	108	87	20	2.9	-1.6	68	5.3	-0.9	-1.4	1.3	1.4	\$104	\$108	\$103	\$106
10	NAQA241	ARDROSSAN EQUATOR A241	CMAE155	AI	HBR	EXPECTED AVERAGE PROGENY VALUE	-0.9	-0.5	-6.3	5.3	50	89	117	109	19	3.1	-3.6	72	8.1	-0.4	-0.4	1.5	1.8	\$120	\$113	\$127	\$118
11	NAQA241	ARDROSSAN EQUATOR A241	CMAE121	AI	APR	EXPECTED AVERAGE PROGENY VALUE	1.3	1.4	-5.5	3.6	48	89	112	104	15	2.3	-2.1	72	4.6	-0.4	-0.6	0.7	1.6	\$108	\$110	\$108	\$109
12	NAQA241	ARDROSSAN EQUATOR A241	CMAE119	AI	APR	EXPECTED AVERAGE PROGENY VALUE	2.5	1.9	-5.6	2.9	48	91	116	102	16	2.4	-1.5	74	4.8	-0.6	-1	0.8	1.7	\$113	\$113	\$115	\$114
13	NAQA241	ARDROSSAN EQUATOR A241	CMAD214	AI	APR	EXPECTED AVERAGE PROGENY VALUE	0.1	-0.9	-4.6	5.6	48	88	121	115	16	2.8	-2.9	72	3.3	-1	-1.2	1.1	1.5	\$112	\$105	\$117	\$110
14	NAQA241	ARDROSSAN EQUATOR A241	CMAC241	AI	HBR	EXPECTED AVERAGE PROGENY VALUE	1.1	0.7	-3.3	4.1	41	77	98	84	18	2	-4.2	60	5.6	-0.4	-1.1	0.9	1.6	\$104	\$105	\$106	\$103
15	NAQA241	ARDROSSAN EQUATOR A241	CMAC154	AI	APR	EXPECTED AVERAGE PROGENY VALUE	-1.8	-0.6	-3.7	4.2	48	85	113	97	21	2.5	-3.6	70	4.1	-0.2	-0.5	0.4	1.6	\$102	\$99	\$101	\$102
16	NAQA241	ARDROSSAN EQUATOR A241	CMAB6	AI	HBR	EXPECTED AVERAGE PROGENY VALUE	0.2	0.4	-3.8	5	45	82	108	98	19	2.1	-3.4	71	7.1	-0.8	-1.1	1.1	1.8	\$111	\$107	\$115	\$109
17	NAQA241	ARDROSSAN EQUATOR A241	CMAA5	AI	HBR	EXPECTED AVERAGE PROGENY VALUE	1.7	1.6	-4.8	4.3	45	84	114	105	19	2.7	-3.7	64	3.7	-0.8	-0.9	0.6	2	\$117	\$109	\$126	\$113
18	NORE11	RENNYLEA EDMUND E11	CMAH241	AI	HBR	EXPECTED AVERAGE PROGENY VALUE	3.6	1.7	-6.3	2.2	42	77	94	78	17	1.6	N/A	53	5.2	1.2	1.1	-0.8	3.1	N/A	N/A	N/A	\$120
19	NORE11	RENNYLEA EDMUND E11	CMAH253	AI	APR	EXPECTED AVERAGE PROGENY VALUE	1.7	0.7	-5	3.2	45	82	103	87	16	1.9	N/A	58	6.5	0.6	0.7	-0.3	2.6	\$118	\$111	\$126	\$113
20	NORE11	RENNYLEA EDMUND E11	CMAH295	AI	APR	EXPECTED AVERAGE PROGENY VALUE	0.1	0.4	-5.7	2.7	43	78	101	90	16	1.3	N/A	58	5.8	1.1	1.1	-0.7	2.5	\$106	\$100	\$110	\$104
21	NORE11	RENNYLEA EDMUND E11	CMAH326	AI	HBR	EXPECTED AVERAGE PROGENY VALUE	2.6	1.9	-5.4	2.6	43	81	104	86	17	1.5	-5.3	60	4.7	1.3	1.3	-1.1	2.8	\$117	\$108	\$125	\$113
22	NORE11	RENNYLEA EDMUND E11	CMAH336	AI	HBR	EXPECTED AVERAGE PROGENY VALUE	2.1	1.9	-5.3	2	42	76	97	83	16	1	-4	57	6.1	1.3	1.1	-0.8	2.7	\$108	\$104	\$112	\$106
23	NORE11	RENNYLEA EDMUND E11	CMAH338	AI	HBR	EXPECTED AVERAGE PROGENY VALUE	2.1	1.5	-5.3	3.1	45	84	109	97	16	1.4	N/A	64	5.3	1.1	1	-0.8	2.7	\$117	\$108	\$125	\$113
24	USA15848590	KC HAAS GPS	CMAD121	AI	APR	EXPECTED AVERAGE PROGENY VALUE	4.1	2.3	-6.2	3.8	50	93	113	91	18	3.9	-7.5	69	3.9	1.2	2.3	-0.5	2.4	\$134	\$124	\$142	\$128
25	CXBJ15	PRIME JUGGERNAUT J15	D121	ET	APR	EXPECTED AVERAGE PROGENY VALUE	1.1	-0.4	-5.9	4.4	50	88	114	100	19	2.8	-5.7	67	6.2	1.3	1.1	-0.4	2.8	\$126	\$114	\$137	\$119
26	CXBJ15	PRIME JUGGERNAUT J15	D121	ET	APR	EXPECTED AVERAGE PROGENY VALUE	1.1	-0.4	-5.9	4.4	50	88	114	100	19	2.8	-5.7	67	6.2	1.3	1.1	-0.4	2.8	\$126	\$114	\$137	\$119
27	CXBJ15	PRIME JUGGERNAUT J15	D121	ET	APR	EXPECTED AVERAGE PROGENY VALUE	1.1	-0.4	-5.9	4.4	50	88	114	100	19	2.8	-5.7	67	6.2	1.3	1.1	-0.4	2.8	\$126	\$114	\$137	\$119
28	CXBJ15	PRIME JUGGERNAUT J15	D121	ET	APR	EXPECTED AVERAGE PROGENY VALUE	1.1	-0.4	-5.9	4.4	50	88	114	100	19	2.8	-5.7	67	6.2	1.3	1.1	-0.4	2.8	\$126	\$114	\$137	\$119
29	USA17250190	MOHNEN SOUTH DAKOTA 402	D121	ET	APR	EXPECTED AVERAGE PROGENY VALUE	3.4	1.3	-4.6	3.8	46	84	102	84	19	3	N/A	62	4.6	0.4	0.9	0.2	1.3	\$108	\$110	\$104	\$110
30	USA17250190	MOHNEN SOUTH DAKOTA 402	D121	ET	APR	EXPECTED AVERAGE PROGENY VALUE	3.4	1.3	-4.6	3.8	46	84	102	84	19	3	N/A	62	4.6	0.4	0.9	0.2	1.3	\$108	\$110	\$104	\$110
31	USA16916944	V A R RESERVE 1111	D121	4 X EMBRYOS	APR	EXPECTED AVERAGE PROGENY VALUE	4	1.3	-4.8	2.7	45	84	100	79	24	2.3	-5.8	63	7.9	0	0	1.2	1.6	\$118	\$119	\$119	\$117
32	USA16916944	V A R RESERVE 1111	D121	4 X EMBRYOS	APR	EXPECTED AVERAGE PROGENY VALUE	4	1.3	-4.8	2.7	45	84	100	79	24	2.3	-5.8	63	7.9	0	0	1.2	1.6	\$118	\$119	\$119	\$117
33	USA16916944	V A R RESERVE 1111	D121	3 X EMBRYOS	APR	EXPECTED AVERAGE PROGENY VALUE	4	1.3	-4.8	2.7	45	84	100	79	24	2.3	-5.8	63	7.9	0	0	1.2	1.6	\$118	\$119	\$119	\$117
34	QHED62	CARABAR DOCKLANDS D62	CMAG16	AI	HBR	EXPECTED AVERAGE PROGENY VALUE	4.5	3.8	-8	2.8	42	79	106	84	17	2.4	-3.9	56	6	1.9	1.5	0.3	1.2	\$114	\$109	\$110	\$117
35	QHED62	CARABAR DOCKLANDS D62	CMAG50	AI	HBR	EXPECTED AVERAGE PROGENY VALUE	4.3	3.2	-7.1	2.5	40	77	102	72	20	2.5	-4.8	54	5.9	2.3	2.3	-0.1	1.2	\$114	\$108	\$107	\$117
36	QHED62	CARABAR DOCKLANDS D62	CMAG52	AI	APR	EXPECTED AVERAGE PROGENY VALUE	2.8	2.3	-6.1	3.2	46	86	116	69	21	3.1	-5.3	58	6.9	2.2	2.7	0.1	1.5	\$130	\$118	\$128	\$131
37	QHED62	CARABAR DOCKLANDS D62	CMAG63	AI	HBR	EXPECTED AVERAGE PROGENY VALUE	4.3	3.5	-6.6	2.7	38	73	95	65	16	2.3	-5.3	49	5.8	2	1.7	0.3	1.1	\$112	\$109	\$105	\$114
38	QHED62	CARABAR DOCKLANDS D62	CMAG75	AI	APR	EXPECTED AVERAGE PROGENY VALUE	2	1.5	-5.9	4.5	41	79	108	88	17	2.7	-4.4	54	5.1	1.6	1.3	0.5	1.1	\$111	\$104	\$108	\$113
39	QHED62	CARABAR DOCKLANDS D62	CMAG168	AI	APR	EXPECTED AVERAGE PROGENY VALUE	0.6	2	-6	5.9	50	92	128	110	16	2.8	-4.8	66	4.1	1.2	1.2	0.2	1.2	\$122	\$109	\$123	\$122
40	QHED62	CARABAR DOCKLANDS D62	CMAH210	AI	HBR	EXPECTED AVERAGE PROGENY VALUE	5.1	4.5	-8.5	2.8	46	86	117	103	19	2.5	-5.8	63	6.4	1.1	1.2	0.2	1.7	\$132	\$117	\$137	\$128
41	QHED62	CARABAR DOCKLANDS D62	CMAH221	AI	APR	EXPECTED AVERAGE PROGENY VALUE	3.4	3.1	-7.7	3.6	47	85	117	86	21	2.4	-3.7	60	9.3	2	1.9	0.9	1.3	\$129	\$118	\$126	\$131
42	QHED62	CARABAR DOCKLANDS D62	CMAH231	AI	HBR	EXPECTED AVERAGE PROGENY VALUE	4	2.3	-9.2	4.6	51	93	132	122	20	3.3	-6.4	69	6.1	1	1.5	0.4	1.1	\$137	\$118	\$142	\$135
43	QHED62	CARABAR DOCKLANDS D62	CMAH291	AI	APR	EXPECTED AVERAGE PROGENY VALUE	3.3	2.8	-6.6	3.7	46	86	118	95	21	2.7	-4.2	60	8.3	1.3	1.3	1.1	0.5	\$122	\$114	\$115	\$126
44	QHED62	CARABAR DOCKLANDS D62	CMAH315	AI	HBR	EXPECTED AVERAGE PROGENY VALUE	0.7	1.2	-6.8	4.4	48	86	115	88	21	2.9	-4.8	64	7.9	1.7	1.8	0.9	1.1	\$121	\$112	\$117	\$122
45	QHED62	CARABAR DOCKLANDS D62	CMAH333	AI	APR	EXPECTED AVERAGE PROGENY VALUE	2.3	2.8	-6.1	4	47	86	117	91	20	2.2	-4.2	61	7.3	1.4	1.5	0.6	1.1	\$122	\$113	\$118	\$124
46	QHED62	CARABAR DOCKLANDS D62	CMAH342	AI	HBR	EXPECTED AVERAGE PROGENY VALUE	4.7	3.8	-5.8	3.4	44	82	111	95	17	2.5	-6.8	58	6.1	1.7	1.8	-0.2	1.8	\$129	\$114	\$133	\$125
47	QHED62	CARABAR DOCKLANDS D62	CMAH362	AI	APR	EXPECTED AVERAGE PROGENY VALUE	4.6	4	-8.3	4	45	85	116	109	15	2.7	-7	63	5.6	1.6	1.9	0	1.3	\$130	\$115	\$133	\$127
48	QHED62	CARABAR DOCKLANDS D62	CMAH370	AI	APR	EXPECTED AVERAGE PROGENY VALUE	3.8	3.3	-7.2	3	43	82	110	79	17	2.5	-4.7	59	4.6	2.1	1.9	-0.2	1.4	\$118	\$111	\$115	\$120
49	QHED62	CARABAR DOCKLANDS D62	CMAH376	AI	HBR	EXPECTED AVERAGE PROGENY VALUE	2.3	2	-5.7	4.1	44	81	110	87	18	2.7	-4.4	57	5.1	1.7	1.6	0.2	1.3	\$114	\$107	\$111	\$115
50	QHED62	CARABAR DOCKLANDS D62	CMAH380	AI	APR	EXPECTED AVERAGE PROGENY VALUE	5.3	4.2	-9.1	2.6	41	77	101	81	18	2.8	-5.3	54	6.2	1.8	2.4	0.5	0.7	\$113	\$110	\$104	\$117
51	QHED62	CARABAR DOCKLANDS D62	CMAH390	AI	HBR	EXPECTED AVERAGE PROGENY VALUE	1	1.5	-4.8	4.3	45	82	108	82	18	2.8	-5.3	58	6.5	1.9	1.7	0.4	1.1	\$114	\$108	\$109	\$116
52	QHED62	CARABAR DOCKLANDS D62	CMAH421	AI	HBR	EXPECTED AVERAGE PROGENY VALUE	3.8	3	-6.1	3.3	40	75	103	77	18	2.8	-5.1	52	4.3	2.3							

LOT	SIRE ID	SIRE ID	DAM	JOIN TYPE	STATUS	MID PARENT EBVS	CE-DIR	CE-DTRS	GL	BWT	200	400	600	MCWT	MILK	SS	DTC	CWT	EMA	RIB	RUMP	RBY	IMF	ABI	DOM	GRAIN	GRASS
76	QHED62	CARABAR DOCKLANDS D62	CMAJ266	AI	HBR	EXPECTED AVERAGE PROGENY VALUE	3.6	2.6	-7	3.3	49	92	125	103	20	2.6	N/A	69	6.2	1.2	0.8	0.5	1.1	\$126	\$116	\$125	\$128
77	QHED62	CARABAR DOCKLANDS D62	CMAJ298	AI	APR	EXPECTED AVERAGE PROGENY VALUE	3.5	2.5	-5	4.6	46	87	122	96	19	2.5	-4.3	63	5.1	1.4	1.5	0.3	1.3	\$126	\$112	\$127	\$126
78	QHED62	CARABAR DOCKLANDS D62	CMAJ335	AI	HBR	EXPECTED AVERAGE PROGENY VALUE	4.2	3.3	-8	3.1	44	85	113	84	23	2.5	-3.2	59	7.9	1.6	1.3	1	0.9	\$119	\$115	\$112	\$124
79	QHED62	CARABAR DOCKLANDS D62	CMAJ701	AI	HBR	EXPECTED AVERAGE PROGENY VALUE	2.8	2	-7.1	4.2	46	86	121	101	18	2.5	-3.5	63	5.9	1.6	1.3	0.4	1	\$118	\$108	\$114	\$121
80	QHED62	CARABAR DOCKLANDS D62	CMAJ743	AI	HBR	EXPECTED AVERAGE PROGENY VALUE	-1	0.1	-6.2	5.6	52	97	134	117	16	2.6	-2.9	73	5.5	1.2	1	0.5	0.9	\$116	\$106	\$113	\$119
81	CMAH429	WELCOME SWALLOW TEXAS H429	CMAC136	NATURAL	APR	EXPECTED AVERAGE PROGENY VALUE	0.1	2	-4.4	6.3	51	93	123	120	12	2.1	N/A	68	2.3	-0.5	0.2	0.1	1.2	\$112	\$107	\$113	\$112
82	USA16413257	ELLINGSON IDENTITY 9104	CMAC136	4 X EMBRYOS	APR	EXPECTED AVERAGE PROGENY VALUE	-1.2	2.4	-3.8	5.5	54	98	131	119	18	1.4	-3.5	72	4.8	0.1	0.1	0.3	1.7	\$122	\$112	\$127	\$121
83	USA16413257	ELLINGSON IDENTITY 9104	CMAC136	4 X EMBRYOS	APR	EXPECTED AVERAGE PROGENY VALUE	-1.2	2.4	-3.8	5.5	54	98	131	119	18	1.4	-3.5	72	4.8	0.1	0.1	0.3	1.7	\$122	\$112	\$127	\$121
84	USA16413257	ELLINGSON IDENTITY 9104	CMAC136	3 X EMBRYOS	APR	EXPECTED AVERAGE PROGENY VALUE	-1.2	2.4	-3.8	5.5	54	98	131	119	18	1.4	-3.5	72	4.8	0.1	0.1	0.3	1.7	\$122	\$112	\$127	\$121
85	USA17236055	SYDGEN BLACK PEARL 2006	CMAC136	4 X EMBRYOS	APR	EXPECTED AVERAGE PROGENY VALUE	-0.8	1.8	-4.2	4.8	54	96	126	111	17	1.2	N/A	72	4.1	-0.6	-1	0.4	1.4	\$120	\$113	\$124	\$118
86	USA15738589	WERNER WESTWARD 357	CMAG49	AI	APR	EXPECTED AVERAGE PROGENY VALUE	3.8	3.7	-4.1	3.5	43	80	104	81	16	1	-4.9	61	7.2	0.2	0	0.6	2.5	\$130	\$120	\$141	\$124
87	USA15738589	WERNER WESTWARD 357	CMAH212	AI	HBR	EXPECTED AVERAGE PROGENY VALUE	4.8	4.8	-5.1	2.4	44	80	112	101	20	1.2	-5.1	59	7	0.5	0.7	0.3	2.5	\$133	\$116	\$144	\$126
88	USA15738589	WERNER WESTWARD 357	CMAH217	AI	HBR	EXPECTED AVERAGE PROGENY VALUE	3.8	4.1	-4.7	2.7	45	79	104	70	20	1.4	-6.3	56	5.6	1.8	2.5	-0.6	2.6	\$130	\$117	\$137	\$126
89	USA15738589	WERNER WESTWARD 357	CMAH223	AI	APR	EXPECTED AVERAGE PROGENY VALUE	4.5	4.9	-5.1	3	44	83	109	91	18	1	-5.6	60	6.1	0.5	0.9	0.3	2.2	\$131	\$120	\$139	\$126
90	USA15738589	WERNER WESTWARD 357	CMAH289	AI	APR	EXPECTED AVERAGE PROGENY VALUE	1.7	2.7	-4.1	4	46	82	110	86	18	1.4	-3.8	61	5.3	1.2	1.2	0.4	1.8	\$118	\$111	\$119	\$118
91	USA15738589	WERNER WESTWARD 357	CMAH292	AI	HBR	EXPECTED AVERAGE PROGENY VALUE	3.5	4	-4.4	3.4	46	79	106	91	17	1.1	-6.2	61	5.6	0.6	0.9	-0.2	2.5	\$128	\$114	\$138	\$122
92	USA15738589	WERNER WESTWARD 357	CMAH312	AI	HBR	EXPECTED AVERAGE PROGENY VALUE	2.3	1.7	-3.5	3.9	45	84	107	75	20	1.3	N/A	61	5.6	0.5	0.4	0.8	1.9	\$123	\$117	\$127	\$121
93	USA15738589	WERNER WESTWARD 357	CMAH331	AI	HBR	EXPECTED AVERAGE PROGENY VALUE	1.7	2.6	-2.5	2.9	44	82	106	74	22	1.1	-3.8	64	5.7	0.2	-0.2	0.4	2.2	\$116	\$112	\$121	\$115
94	USA15738589	WERNER WESTWARD 357	CMAH350	AI	APR	EXPECTED AVERAGE PROGENY VALUE	3.5	3.9	-5.3	3.8	45	84	111	93	15	1.2	-5.3	63	5.3	0.5	0.5	0.4	1.9	\$128	\$118	\$136	\$124
95	USA15738589	WERNER WESTWARD 357	CMAH351	AI	HBR	EXPECTED AVERAGE PROGENY VALUE	3.1	3.4	-4.3	3.4	44	81	107	88	17	1.4	-6.1	60	5.8	0.4	0.7	0	2.7	\$131	\$118	\$144	\$124
96	USA15738589	WERNER WESTWARD 357	CMAF224	AI	HBR	EXPECTED AVERAGE PROGENY VALUE	2.1	2.5	-2.3	3	40	74	94	58	21	0.7	-3.8	52	7.7	0.4	0.1	1.2	1.8	\$113	\$113	\$113	\$113
97	USA15738589	WERNER WESTWARD 357	CMAF214	AI	APR	EXPECTED AVERAGE PROGENY VALUE	0.2	1.3	-2.8	4.2	45	79	108	81	20	1.6	-3.8	60	6.3	1.8	1.7	0.3	2	\$115	\$106	\$117	\$114
98	USA15738589	WERNER WESTWARD 357	CMAF208	AI	APR	EXPECTED AVERAGE PROGENY VALUE	3.3	2.4	-3.3	2.9	40	76	99	67	15	1	-2.3	54	6	0.3	0	1	1.8	\$112	\$112	\$113	\$113
99	USA15738589	WERNER WESTWARD 357	CMAF200	AI	APR	EXPECTED AVERAGE PROGENY VALUE	-0.3	-1	-2.2	3.8	39	73	97	73	17	1.3	-4.6	50	4.1	0.5	0.9	-0.2	2.3	\$104	\$99	\$107	\$101
100	USA15738589	WERNER WESTWARD 357	CMAF159	AI	APR	EXPECTED AVERAGE PROGENY VALUE	1.4	1.9	-2.9	2.7	37	70	88	67	15	0.7	-5.2	49	4.5	0.9	1.1	-0.3	2.1	\$103	\$102	\$104	\$102
101	USA15738589	WERNER WESTWARD 357	CMAE289	AI	APR	EXPECTED AVERAGE PROGENY VALUE	2.1	0.9	-2.9	3.5	41	78	106	66	16	1.2	-1.9	56	3.2	0.5	0.6	-0.2	2.2	\$109	\$105	\$111	\$110
102	USA15738589	WERNER WESTWARD 357	CMAE126	AI	APR	EXPECTED AVERAGE PROGENY VALUE	3	3	-3.6	3.4	45	85	111	85	17	1.2	-3.2	63	4	0.7	0.5	0.2	1.9	\$118	\$113	\$121	\$117
103	USA15738589	WERNER WESTWARD 357	CMAD219	AI	HBR	EXPECTED AVERAGE PROGENY VALUE	1.7	2.1	-1.6	3.6	40	74	92	57	19	1.2	-5.2	53	5.6	0.4	0.3	0.7	1.8	\$111	\$110	\$111	\$109
104	USA15848590	KC HAAS GPS	CMAC2	AI	APR	EXPECTED AVERAGE PROGENY VALUE	4.6	3.5	-5.3	2.2	40	75	92	64	16	2.1	-6	58	5.5	1.7	2	-0.4	2.5	\$119	\$114	\$123	\$116
105	USA15848590	KC HAAS GPS	CMAD126	AI	APR	EXPECTED AVERAGE PROGENY VALUE	4.1	2.5	-7.2	3.6	45	88	104	87	15	2.8	-6	66	3.9	1.4	2.2	-0.1	2	\$124	\$120	\$128	\$120
106	USA15848590	KC HAAS GPS	CMAD154	AI	HBR	EXPECTED AVERAGE PROGENY VALUE	2.9	1.3	-4.5	3.7	46	89	111	92	19	2.8	-5.3	66	4.4	1	1.1	0.2	2.1	\$125	\$118	\$132	\$121
107	USA15848590	KC HAAS GPS	CMAD171	AI	HBR	EXPECTED AVERAGE PROGENY VALUE	3.5	2	-5.8	3.1	47	89	104	72	17	3.7	-7.7	64	3.2	1.6	2.7	-0.6	2.4	\$130	\$124	\$136	\$125
108	USA15848590	KC HAAS GPS	CMAD194	AI	APR	EXPECTED AVERAGE PROGENY VALUE	1	-0.3	-5.5	4.3	48	89	106	80	15	3.5	-7.2	64	4.1	0.9	1.9	0.1	2.1	\$125	\$119	\$130	\$120
109	USA15848590	KC HAAS GPS	CMAD198	AI	HBR	EXPECTED AVERAGE PROGENY VALUE	2.8	2	-4.6	3.8	46	89	112	95	15	2.7	-5.3	67	4.8	0.9	0.9	0.4	2.1	\$128	\$120	\$136	\$123
110	USA15848590	KC HAAS GPS	CMAD298	AI	HBR	EXPECTED AVERAGE PROGENY VALUE	1.9	1.9	-5.8	4.1	48	91	120	115	19	2.8	-5.5	71	5.5	0.6	0.4	0.5	2	\$129	\$116	\$140	\$123
111	USA15848590	KC HAAS GPS	CMAF153	AI	HBR	EXPECTED AVERAGE PROGENY VALUE	4.5	4	-8.3	3	46	88	106	77	18	2.5	-5.8	64	7.4	0.9	1.3	0.9	2	\$135	\$129	\$141	\$131
112	USA15848590	KC HAAS GPS	CMAF176	AI	APR	EXPECTED AVERAGE PROGENY VALUE	3.2	3.3	-7.3	3.5	52	97	120	93	18	2.5	-5.9	71	6.1	1.7	2	0.1	2.1	\$139	\$128	\$145	\$135
113	USA15848590	KC HAAS GPS	CMAF222	AI	HBR	EXPECTED AVERAGE PROGENY VALUE	3.5	3.9	-7.4	3.2	48	89	111	86	17	2.5	-6	63	7	1	1.2	0.8	2.2	\$138	\$128	\$146	\$133
114	USA15848590	KC HAAS GPS	CMAF248	AI	HBR	EXPECTED AVERAGE PROGENY VALUE	0.2	-0.1	-5.9	4.2	49	93	116	98	15	3.3	-6.9	68	4.6	0.7	1.3	-0.1	2.5	\$131	\$118	\$144	\$123
115	USA15848590	KC HAAS GPS	CMAF263	AI	HBR	EXPECTED AVERAGE PROGENY VALUE	4.8	4.6	-6.6	2.7	44	84	100	92	14	2.7	-9.3	62	2.2	1.4	2.4	-1	2.9	\$133	\$121	\$148	\$123
116	USA15848590	KC HAAS GPS	CMAF265	AI	HBR	EXPECTED AVERAGE PROGENY VALUE	0.2	1.5	-4.6	5.3	51	95	119	93	18	2.8	-5.7	70	7.6	0.7	1.1	0.9	2	\$134	\$124	\$142	\$130
117	USA15848590	KC HAAS GPS	CMAF277	AI	HBR	EXPECTED AVERAGE PROGENY VALUE	4.1	3.3	-6.8	3	47	91	111	84	19	2.9	-5.2	64	5.3	1.4	2	0.3	2	\$131	\$125	\$135	\$128
118	USA15848590	KC HAAS GPS	CMAF282	AI	HBR	EXPECTED AVERAGE PROGENY VALUE	3.6	3	-4.9	3.6	48	92	115	95	19	2.7	-5.5	65	6.7	0.7	1.1	0.7	2	\$135	\$126	\$142	\$130
119	USA15848590	KC HAAS GPS	CMAF296	AI	HBR	EXPECTED AVERAGE PROGENY VALUE	4.1	3.3	-6.5	3	47	89	109	85	18	2.9	-5.2	64	5.7	1.3	1.8	0.5	1.8	\$128	\$123	\$130	\$126
120	USA15848590	KC HAAS GPS	CMAF300	AI	APR	EXPECTED AVERAGE PROGENY VALUE	4.5	4.3	-7.1	2.7	49	94	114	93	18	2.5	-5.4	68	5.4	1.1	1.8	0.1	2.1	\$134	\$126	\$139	\$130
121	USA15848590	KC HAAS GPS	CMAF310	AI	HBR	EXPECTED AVERAGE PROGENY VALUE	3.3	3.6	-6.7	2.9	48	90	109	82	20	2.6	-6	63	5.3	1.3	1.7	0.1	2.5	\$134	\$126	\$143	\$128
122	USA15848590	KC HAAS GPS	CMAF319	AI	APR	EXPECTED AVERAGE PROGENY VALUE	2.2	3.2	-5.8	4.5	52	98	121	102	15	2.6	-5.3	71	5.5	0.7	1.4	0.2	2.3	\$137	\$127	\$146	\$131
123	USA15848590	KC HAAS GPS	CMAF339	AI	HBR	EXPECTED AVERAGE PROGENY VALUE	2.8	1.7	-5.6	3.2	49	90	112	90	20	2.7	-5.3	66	7.5	1.3	1.5	0.5	2.2	\$131	\$123	\$138	\$127
124	USA15848590	KC HAAS GPS	CMAF341	AI	APR	EXPECTED AVERAGE PROGENY VALUE	1.1	1.7	-4.7	3.9	50	91	116	94	20	2.9	-6.1	66	4.8	1.1	1.8	0	2.3	\$128	\$117	\$135	\$124
125	USA15848590	KC HAAS GPS	CMAF362	AI	HBR	EXPECTED AVERAGE PROGENY VALUE	2.8	3.6	-6.7	3.3	48	88	108	88	20	2.5	-6	64	6.4	1.4	1.7	0.5	1.9	\$128	\$122	\$131	\$125
126	USA15848590	KC HAAS GPS	CMAG14	AI	APR	EXPECTED AVERAGE PROGENY VALUE	3.5	2.5	-7.6	3.1	50	99	123	108	13	3.3	-5.7	71	4.1	0.8	1.5	-0.2	2.5	\$140	\$127	\$152	\$133
127	USA15848590	KC HAAS GPS	CMAG51																								

LOT	SIRE ID	SIRE ID	DAM	JOIN TYPE	STATUS	MID PARENT EBVS	CE-DIR	CE-DTRS	GL	BWT	200	400	600	MCWT	MILK	SS	DTC	CWT	EMA	RIB	RUMP	RBY	IMF	ABI	DOM	GRAIN	GRASS
151	USA16984170	R B TOUR OF DUTY 177	CMAG157	AI	HBR	EXPECTED AVERAGE PROGENY VALUE	0.5	1.1	-2.5	3.8	40	71	92	82	17	1.8	N/A	51	5.2	-0.9	-1.5	1.3	0.6	\$92	\$98	\$85	\$96
152	QHED62	CARABAR DOCKLANDS D62	CMAG157	1 X EMBRYOS	HBR	EXPECTED AVERAGE PROGENY VALUE	3.1	2.9	-5.2	3.3	41	74	104	82	19	2.8	-5.3	53	5.9	1.6	1.3	0.6	0.9	\$111	\$104	\$105	\$114
153	USA16047404	BASIN EXCITEMENT	CMAG157	4 X EMBRYOS	HBR	EXPECTED AVERAGE PROGENY VALUE	2	2.3	-5.1	3	46	81	96	84	17	2	N/A	60	5.3	0.2	-0.8	1.1	0.8	\$98	\$109	\$89	\$102
154	USA16047404	BASIN EXCITEMENT	CMAG20	AI	APR	EXPECTED AVERAGE PROGENY VALUE	3.7	2.7	-6.9	2	41	77	87	80	14	1.7	N/A	56	4.7	1	0.3	0.4	1.1	\$94	\$107	\$85	\$98
155	USA16047404	BASIN EXCITEMENT	CMAG138	AI	HBR	EXPECTED AVERAGE PROGENY VALUE	0.1	0.6	-5.8	5	53	94	114	108	18	2.1	N/A	74	6	-0.3	-0.9	1.1	0.9	\$106	\$111	\$101	\$108
156	USA16047404	BASIN EXCITEMENT	CMAH233	AI	APR	EXPECTED AVERAGE PROGENY VALUE	2.4	2.7	-7.9	3	50	94	109	86	18	1.4	N/A	66	7.2	0.8	-0.1	1.5	0.5	\$110	\$121	\$98	\$116
157	USA16047404	BASIN EXCITEMENT	CMAJ5	AI	APR	EXPECTED AVERAGE PROGENY VALUE	2.5	N/A	-8.1	3.5	50	94	109	94	18	1.3	N/A	70	6.7	0.4	-0.1	1	N/A	\$110	\$119	\$103	\$114
158	USA16047404	BASIN EXCITEMENT	CMAJ43	AI	APR	EXPECTED AVERAGE PROGENY VALUE	2.5	2.5	-6.6	3.1	45	82	93	83	14	1.7	N/A	59	3.2	0.4	-0.1	0.4	1.3	\$100	\$110	\$94	\$101
159	USA16047404	BASIN EXCITEMENT	CMAJ48	AI	APR	EXPECTED AVERAGE PROGENY VALUE	2.8	2.6	-6.9	2.4	46	85	97	78	16	1.8	N/A	59	4.2	0.5	-0.1	0.6	1.3	\$104	\$114	\$99	\$107
160	USA16047404	BASIN EXCITEMENT	CMAJ53	AI	APR	EXPECTED AVERAGE PROGENY VALUE	2.4	2.3	-6.8	2.9	48	88	102	86	18	2.1	N/A	64	4.6	0.3	-0.3	0.5	1.3	\$104	\$113	\$98	\$107
161	USA16047404	BASIN EXCITEMENT	CMAJ61	AI	HBR	EXPECTED AVERAGE PROGENY VALUE	2.7	2.6	-6.6	2.9	46	84	97	90	14	1.7	N/A	62	3.5	0.3	-0.7	0.6	1	\$96	\$108	\$88	\$100
162	USA16047404	BASIN EXCITEMENT	CMAJ153	AI	APR	EXPECTED AVERAGE PROGENY VALUE	2.8	3	-8.1	3.1	54	98	114	99	18	1.7	N/A	73	7.5	0.3	-0.3	1	1.4	\$122	\$126	\$121	\$123
163	USA16047404	BASIN EXCITEMENT	CMAJ166	AI	HBR	EXPECTED AVERAGE PROGENY VALUE	3.6	3.1	-9.1	3.7	56	105	125	113	18	2.4	N/A	79	6	0.3	-0.2	0.9	1.4	\$129	\$129	\$131	\$129
164	USA16047404	BASIN EXCITEMENT	CMAJ167	AI	HBR	EXPECTED AVERAGE PROGENY VALUE	2.4	3	-7.1	2.8	50	91	106	90	17	1.3	N/A	66	6.5	0.5	-0.3	0.9	1.1	\$107	\$117	\$100	\$112
165	USA16047404	BASIN EXCITEMENT	CMAJ169	AI	HBR	EXPECTED AVERAGE PROGENY VALUE	3.3	3.3	-7.4	2.9	51	94	112	96	18	1.4	N/A	69	6.7	0.2	-0.5	1	1.1	\$118	\$122	\$114	\$119
166	USA16047404	BASIN EXCITEMENT	CMAJ187	AI	HBR	EXPECTED AVERAGE PROGENY VALUE	2.5	2.6	-6.4	3.1	52	96	109	92	17	2.3	N/A	72	5.8	0	-0.5	0.9	1.5	\$117	\$124	\$117	\$117
167	USA16047404	BASIN EXCITEMENT	CMAJ194	AI	APR	EXPECTED AVERAGE PROGENY VALUE	3	2.2	-8.9	3.6	53	99	116	99	16	2.3	N/A	75	5.3	-0.1	-0.5	1	1.2	\$118	\$124	\$116	\$120
168	USA16047404	BASIN EXCITEMENT	CMAJ207	AI	APR	EXPECTED AVERAGE PROGENY VALUE	3.6	2.8	-6.1	2.5	47	90	102	89	17	2.3	N/A	66	5.3	0.7	0.3	0.5	1.4	\$112	\$118	\$109	\$112
169	USA16047404	BASIN EXCITEMENT	CMAJ230	AI	APR	EXPECTED AVERAGE PROGENY VALUE	3	2.2	-7.4	3.5	50	92	110	90	19	2.3	N/A	67	6.3	0.5	0	1	1	\$112	\$118	\$105	\$115
170	USA16047404	BASIN EXCITEMENT	CMAJ237	AI	HBR	EXPECTED AVERAGE PROGENY VALUE	2.5	1.8	-7.6	3.6	53	100	118	101	17	2.5	N/A	74	5.3	0.3	-0.1	0.4	1.8	\$125	\$125	\$129	\$123
171	USA16047404	BASIN EXCITEMENT	CMAJ241	AI	APR	EXPECTED AVERAGE PROGENY VALUE	-0.2	1.2	-7.2	4.8	53	96	116	102	16	1.5	N/A	70	6.2	0.4	-0.1	0.9	1.2	\$110	\$115	\$107	\$113
172	USA16047404	BASIN EXCITEMENT	CMAJ264	AI	HBR	EXPECTED AVERAGE PROGENY VALUE	2.2	2.1	-6.4	4.1	54	101	117	99	17	2.5	N/A	75	4.7	0.4	0	0.5	1.4	\$123	\$125	\$123	\$122
173	USA16047404	BASIN EXCITEMENT	CMAJ270	AI	HBR	EXPECTED AVERAGE PROGENY VALUE	0.3	-0.3	-6.1	3.9	51	94	112	97	18	1.7	N/A	74	6.3	0.4	-0.6	0.7	1.4	\$106	\$113	\$103	\$109
174	USA16047404	BASIN EXCITEMENT	CMAJ321	AI	APR	EXPECTED AVERAGE PROGENY VALUE	0.3	0.5	-5.5	3.8	52	97	110	96	14	1.9	N/A	72	5.7	0.3	-0.7	0.5	1.7	\$111	\$118	\$111	\$111
175	USA16047404	BASIN EXCITEMENT	CMAJ325	AI	HBR	EXPECTED AVERAGE PROGENY VALUE	3.8	3.4	-7.8	2.3	52	97	113	98	20	2.2	N/A	72	6.4	0.5	-0.2	0.8	1.4	\$119	\$124	\$117	\$120
176	USA16047404	BASIN EXCITEMENT	CMAJ340	AI	HBR	EXPECTED AVERAGE PROGENY VALUE	3.1	3.3	-6.4	2.4	50	92	107	87	21	1.7	N/A	64	6.8	-0.1	-0.8	1.4	1	\$112	\$121	\$105	\$115
177	USA16047404	BASIN EXCITEMENT	CMAJ342	AI	APR	EXPECTED AVERAGE PROGENY VALUE	3	1.8	-6.7	3.6	49	94	111	92	17	2.4	N/A	68	5.9	0.5	-0.1	0.9	1	\$113	\$119	\$108	\$116
178	USA16047404	BASIN EXCITEMENT	CMAJ347	AI	APR	EXPECTED AVERAGE PROGENY VALUE	1.4	3	-5.7	3.2	50	92	108	89	19	1.4	N/A	66	5.9	0.4	-0.2	0.8	1.2	\$109	\$116	\$103	\$112
179	USA16047404	BASIN EXCITEMENT	CMAJ363	AI	APR	EXPECTED AVERAGE PROGENY VALUE	1.5	1	-6.3	3.4	50	93	108	100	15	1.9	N/A	68	5.6	0.1	-0.4	0.6	1.4	\$111	\$117	\$110	\$111
180	USA16047404	BASIN EXCITEMENT	CMAJ366	AI	HBR	EXPECTED AVERAGE PROGENY VALUE	1	0.1	-6.6	3.6	52	93	114	106	18	1.5	N/A	76	5.9	0.2	-1.1	0.5	1.6	\$108	\$112	\$109	\$109
181	USA16047404	BASIN EXCITEMENT	CMAJ368	AI	HBR	EXPECTED AVERAGE PROGENY VALUE	0.6	0.3	-5.7	3.6	49	89	102	87	16	1.9	N/A	66	7.2	-0.1	-0.9	1.5	0.9	\$104	\$115	\$96	\$107
182	USA16047404	BASIN EXCITEMENT	CMAJ371	AI	APR	EXPECTED AVERAGE PROGENY VALUE	-0.4	-0.3	-6.2	5	52	95	116	113	14	2	N/A	71	4.5	-0.2	-0.6	0.6	1.4	\$109	\$111	\$109	\$109
183	USA16047404	BASIN EXCITEMENT	CMAJ376	AI	HBR	EXPECTED AVERAGE PROGENY VALUE	0	N/A	-6.2	4.5	56	103	120	103	19	N/A	N/A	76	7.1	-0.1	-1	1.4	0.8	\$113	\$121	\$107	\$116
184	NAQA241	ARDROSSAN EQUATOR A241	CMAC202	AI	HBR	EXPECTED AVERAGE PROGENY VALUE	-3.8	-3.9	-1.5	4.8	50	84	115	102	20	2.9	-4	70	4.1	-0.7	-0.8	0.4	1.9	\$99	\$94	\$102	\$98
185	QHED62	CARABAR DOCKLANDS D62	CMAC202	3 X EMBRYOS	HBR	EXPECTED AVERAGE PROGENY VALUE	-1.5	-2.3	-3.5	4.8	48	84	118	95	21	3.1	-5.3	62	4.7	1.3	1.6	-0.3	1.3	\$105	\$95	\$101	\$107
186	NAQA241	ARDROSSAN EQUATOR A241	CMAD15	AI	HBR	EXPECTED AVERAGE PROGENY VALUE	-0.9	-0.3	-3.5	4.3	51	84	114	109	20	2.3	-4.1	73	5.6	-0.2	-0.5	0.5	1.7	\$106	\$101	\$107	\$105
187	USA16413257	ELLINGSON IDENTITY 9104	CMAD15	2 X EMBRYOS	HBR	EXPECTED AVERAGE PROGENY VALUE	-1.7	1.3	-3.2	4.2	51	82	112	103	20	0.9	-3.9	65	7.4	0.9	0.7	0.4	1.4	\$105	\$100	\$101	\$107
188	CMAH429	WELCOME SWALLOW TEXAS H429	CMAH34	NATURAL	APR	EXPECTED AVERAGE PROGENY VALUE	3.6	3.6	-6.6	4.2	47	84	108	107	13	2.5	N/A	62	4.7	0	0.9	0.1	1.6	\$119	\$113	\$122	\$116
189	USA16916944	V A R RESERVE 1111	CMAH34	ET	APR	EXPECTED AVERAGE PROGENY VALUE	5.2	3.2	-6.6	2.2	47	88	107	95	22	2	-7	67	8.2	-0.2	-0.1	1.1	2	\$133	\$126	\$142	\$127
190	USA16916944	V A R RESERVE 1111	CMAH34	ET	APR	EXPECTED AVERAGE PROGENY VALUE	5.2	3.2	-6.6	2.2	47	88	107	95	22	2	-7	67	8.2	-0.2	-0.1	1.1	2	\$133	\$126	\$142	\$127
191	USA16413257	ELLINGSON IDENTITY 9104	CMAG171	AI	HBR	EXPECTED AVERAGE PROGENY VALUE	-1.2	1.8	-3.3	3.5	48	82	109	102	16	0.5	-1.6	63	6.6	0.6	0.1	0.4	1.8	\$101	\$101	\$99	\$104
192	USA16413257	ELLINGSON IDENTITY 9104	CMAG90	AI	HBR	EXPECTED AVERAGE PROGENY VALUE	-1.3	2.3	-3.9	3.7	45	81	106	81	19	1	-4.1	59	6.7	0.3	-0.2	1	1.4	\$110	\$107	\$107	\$111
193	USA16413257	ELLINGSON IDENTITY 9104	CMAG155	AI	APR	EXPECTED AVERAGE PROGENY VALUE	-1.6	1.8	-3.3	5	51	93	124	113	18	1.1	-2.9	71	6.4	-0.4	-1	0.7	2	\$119	\$110	\$127	\$116
194	USA16413257	ELLINGSON IDENTITY 9104	CMAH256	AI	APR	EXPECTED AVERAGE PROGENY VALUE	0.8	0.3	-6	4.1	50	91	116	93	20	1	-3.7	68	8.8	0.7	0.5	1.1	1.4	\$121	\$117	\$120	\$122
195	USA16413257	ELLINGSON IDENTITY 9104	CMAH359	AI	HBR	EXPECTED AVERAGE PROGENY VALUE	-0.6	1.7	-4.9	4.6	46	85	114	93	17	1.3	-2.9	60	6	0.4	0.7	0.5	1.5	\$113	\$107	\$113	\$114
196	USA16413257	ELLINGSON IDENTITY 9104	CMAH392	AI	HBR	EXPECTED AVERAGE PROGENY VALUE	0.1	2.5	-5	4.3	45	80	108	95	18	1.2	-2.5	58	6.4	0.5	0.8	0.9	1	\$104	\$103	\$97	\$108
197	USA16413257	ELLINGSON IDENTITY 9104	CMAH397	AI	APR	EXPECTED AVERAGE PROGENY VALUE	-0.3	2.1	-5.0	4.5	46	83	111	94	18	1.3	-2.7	59	6.2	0.45	0.8	0.7	1.25	\$109	\$105	\$105	\$111
198	USA16764044	KM BROKEN BOW 002	CMAJ346	AI	HBR	EXPECTED AVERAGE PROGENY VALUE	-0.2	-1.6	-5.7	4.7	52	96	116	107	17	1.8	N/A	77	6.1	-0.4	-1.3	0.9	1.4	\$106	\$111	\$105	\$107
199	USA16764044	KM BROKEN BOW 002	CMAJ348	AI	HBR	EXPECTED AVERAGE PROGENY VALUE	0.6	0.9	-5	2.2	47	81	106	99	19	1.5	-4.7	67	6.9	0.5	-0.9	0.4	1.9	\$109	\$105	\$112	\$107
200	USA16764044	KM BROKEN BOW 002	CMAJ732	AI	APR	EXPECTED AVERAGE PROGENY VALUE	-1.7	-1.8	-5	4.7	53	98	118	109	18	1.9	N/A	80	5.3	0.3	-0.7	0.2	1.7	\$104	\$108	\$104	\$105
201	USA16969555	CONNELLY EARNAN 076E	CMAF249	AI	APR	EXPECTED AVERAGE PROGENY VALUE	-2.8	-0.3	-2.2	4.3	50	94	117	85	16	1.5	-4.3	69	5.3	-0.2	0	-0.1	2	\$115	\$111	\$118	\$114
202	USA16969555	CONNELLY EARNAN 076E	CMAF261	AI	APR	EXPECTED AVERAGE PROGENY VALUE	-2																				

LOT	SIRE ID	SIRE ID	DAM	JOIN TYPE	STATUS	MID PARENT EBVS	CE-DIR	CE-DTRS	GL	BWT	200	400	600	MCWT	MILK	SS	DTC	CWT	EMA	RIB	RUMP	RBY	IMF	ABI	DOM	GRAIN	GRASS
226	USA16984170	R B TOUR OF DUTY 177	CMAH242	AI	APR	EXPECTED AVERAGE PROGENY VALUE	1.9	2.2	-5.2	3.5	45	85	105	99	18	1.5	N/A	62	6.1	-0.2	-0.3	0.8	0.8	\$112	\$112	\$108	\$112
227	USA16984170	R B TOUR OF DUTY 177	CMAH306	AI	APR	EXPECTED AVERAGE PROGENY VALUE	1.6	1.5	-5.2	4.3	46	86	108	107	15	1.8	N/A	64	5.6	-0.4	-0.4	0.8	0.8	\$112	\$111	\$111	\$112
228	USA16984170	R B TOUR OF DUTY 177	CMAH706	AI	APR	EXPECTED AVERAGE PROGENY VALUE	1.6	0.6	-2.9	3.9	45	81	101	90	19	2.3	N/A	60	5.3	-1	-1.1	0.9	1	\$100	\$104	\$95	\$102
229	USA16984170	R B TOUR OF DUTY 177	CMAH5	AI	APR	EXPECTED AVERAGE PROGENY VALUE	1.5	0.9	-4	3.4	37	72	88	73	16	1.5	N/A	51	5	-0.4	-0.9	0.9	0.9	\$89	\$99	\$81	\$94
230	USA16984170	R B TOUR OF DUTY 177	CMAE124	AI	APR	EXPECTED AVERAGE PROGENY VALUE	1.5	0.9	-4	3.4	37	72	88	73	16	1.5	N/A	51	5	-0.4	-0.9	0.9	0.9	\$89	\$99	\$81	\$94
231	USA16984170	R B TOUR OF DUTY 177	CMAE124	ET	APR	EXPECTED AVERAGE PROGENY VALUE	2.1	0.8	-4.6	3.5	45	84	102	83	17	1.4	N/A	63	5.6	-0.2	-0.6	0.5	1	\$100	\$106	\$93	\$104
232	USA16984170	R B TOUR OF DUTY 177	CMAE124	ET	APR	EXPECTED AVERAGE PROGENY VALUE	2.1	0.8	-4.6	3.5	45	84	102	83	17	1.4	N/A	63	5.6	-0.2	-0.6	0.5	1	\$100	\$106	\$93	\$104
233	USA17236055	SYDGEN BLACK PEARL 2006	CMAG47	AI	APR	EXPECTED AVERAGE PROGENY VALUE	1.1	2.9	-6	3.8	53	92	119	107	15	1.1	N/A	70	6.5	0.6	0.3	0.4	1.5	\$130	\$119	\$135	\$127
234	USA17236055	SYDGEN BLACK PEARL 2006	CMAF219	AI	APR	EXPECTED AVERAGE PROGENY VALUE	0.5	2.2	-4.1	2.8	47	84	110	91	22	0.8	N/A	62	8.7	-0.3	-1.1	1.6	1.1	\$114	\$112	\$111	\$116
235	USA17236055	SYDGEN BLACK PEARL 2006	CMAF228	AI	HBR	EXPECTED AVERAGE PROGENY VALUE	1.3	3	-5.1	2.8	48	86	111	95	20	0.6	N/A	64	7.9	0.2	-0.5	1.2	1.1	\$118	\$115	\$116	\$119
236	USA17236055	SYDGEN BLACK PEARL 2006	CMAF242	AI	APR	EXPECTED AVERAGE PROGENY VALUE	0.3	1.6	-4.1	2.5	43	76	94	63	18	1.1	N/A	56	8	0.4	-0.2	1.3	1.5	\$109	\$111	\$105	\$110
237	USA17236055	SYDGEN BLACK PEARL 2006	CMAF256	AI	APR	EXPECTED AVERAGE PROGENY VALUE	0.4	1.5	-5.6	3	45	81	103	78	15	0.7	N/A	58	5.8	0.4	-0.4	1	1	\$106	\$108	\$100	\$109
238	USA17236055	SYDGEN BLACK PEARL 2006	CMAG10	AI	APR	EXPECTED AVERAGE PROGENY VALUE	2.4	3.2	-6.6	2.6	46	82	105	91	15	1.1	N/A	62	4.9	-0.4	-0.5	0.2	2	\$119	\$113	\$125	\$115
239	USA17236055	SYDGEN BLACK PEARL 2006	CMAG42	AI	HBR	EXPECTED AVERAGE PROGENY VALUE	2.9	3.5	-6.2	2.2	44	80	101	83	15	0.9	N/A	58	6	-0.1	-0.4	0.6	1.4	\$118	\$114	\$119	\$116
240	USA17236055	SYDGEN BLACK PEARL 2006	CMAG53	AI	APR	EXPECTED AVERAGE PROGENY VALUE	0.5	1.9	-5.4	3.4	50	86	108	98	16	1.1	N/A	65	6	0	-0.1	0.3	2	\$122	\$115	\$128	\$117
241	USA17236055	SYDGEN BLACK PEARL 2006	CMAG67	AI	HBR	EXPECTED AVERAGE PROGENY VALUE	1	2.4	-4.7	3.8	47	82	108	103	14	0.8	N/A	62	7.6	-0.5	-1	1	1.7	\$122	\$114	\$128	\$118
242	USA17236055	SYDGEN BLACK PEARL 2006	CMAG86	AI	HBR	EXPECTED AVERAGE PROGENY VALUE	1.7	3	-5	2.5	47	81	96	91	15	0.8	N/A	60	6.6	0.5	0.5	0.4	1.4	\$115	\$114	\$115	\$113
243	USA17236055	SYDGEN BLACK PEARL 2006	CMAG140	AI	APR	EXPECTED AVERAGE PROGENY VALUE	1.9	2.6	-5.1	3	43	76	100	87	16	0.8	N/A	57	5.3	-0.1	-0.4	0.5	1.6	\$115	\$108	\$119	\$112
244	USA17236055	SYDGEN BLACK PEARL 2006	CMAH4	AI	APR	EXPECTED AVERAGE PROGENY VALUE	1.7	3	-5.8	2.9	49	87	110	97	19	1.3	N/A	66	6.8	-0.3	-0.5	0.5	1.9	\$126	\$118	\$132	\$121
245	USA17236055	SYDGEN BLACK PEARL 2006	CMAH244	AI	APR	EXPECTED AVERAGE PROGENY VALUE	2.4	3.4	-4.6	2	48	85	108	91	20	1.1	N/A	63	7.5	-0.5	-0.9	0.8	2	\$124	\$118	\$130	\$120
246	USA17236055	SYDGEN BLACK PEARL 2006	CMAH290	AI	HBR	EXPECTED AVERAGE PROGENY VALUE	0.8	1.3	-5	2.7	46	82	104	78	19	1.1	N/A	64	6.1	0.1	-0.4	0.6	1.8	\$113	\$111	\$114	\$112
247	USA17236055	SYDGEN BLACK PEARL 2006	CMAH301	AI	APR	EXPECTED AVERAGE PROGENY VALUE	1	2.3	-5	2.3	47	82	103	72	22	0.5	N/A	60	7.7	-0.1	-0.7	1	1.6	\$113	\$113	\$110	\$114
248	USA17236055	SYDGEN BLACK PEARL 2006	CMAH310	AI	HBR	EXPECTED AVERAGE PROGENY VALUE	1.7	1.7	-4.8	2.1	45	78	97	76	19	0.5	N/A	58	7.1	0.2	-0.8	1.3	1	\$110	\$111	\$105	\$111
249	USA17236055	SYDGEN BLACK PEARL 2006	CMAH705	AI	HBR	EXPECTED AVERAGE PROGENY VALUE	0.4	2.5	-4.7	4.2	50	84	113	99	18	1	N/A	64	7.5	-0.5	-1.3	1.4	1.3	\$121	\$113	\$124	\$119
250	USA17236055	SYDGEN BLACK PEARL 2006	CMAH719	AI	APR	EXPECTED AVERAGE PROGENY VALUE	-1.6	0.9	-2.7	4.3	48	84	112	99	18	1.2	N/A	63	7.2	0	-0.6	0.9	1.8	\$119	\$109	\$125	\$115
251	USA17236055	SYDGEN BLACK PEARL 2006	CMAJ14	AI	HBR	EXPECTED AVERAGE PROGENY VALUE	2	3.1	-5.7	2.7	48	83	104	92	16	0.8	N/A	64	6.7	0.3	0	0.4	1.6	\$120	\$114	\$122	\$117
252	USA17236055	SYDGEN BLACK PEARL 2006	CMAJ15	AI	APR	EXPECTED AVERAGE PROGENY VALUE	2.4	3.1	-6	3	49	86	109	98	17	1.5	N/A	65	6.4	-0.2	-0.2	0.5	1.8	\$126	\$117	\$132	\$121
253	USA17236055	SYDGEN BLACK PEARL 2006	CMAJ17	AI	HBR	EXPECTED AVERAGE PROGENY VALUE	-1.5	0.4	-3.8	3.8	49	85	108	88	18	0.9	N/A	67	6.8	-0.2	-0.8	0.9	1.4	\$109	\$108	\$108	\$109
254	USA17236055	SYDGEN BLACK PEARL 2006	CMAJ20	AI	HBR	EXPECTED AVERAGE PROGENY VALUE	-0.8	-1.8	-1.5	4.7	48	91	117	100	19	2.6	-3.8	73	4.7	0.5	0.1	0.1	1.7	\$110	\$106	\$112	\$109
255	USA17236055	SYDGEN BLACK PEARL 2006	CMAJ32	AI	APR	EXPECTED AVERAGE PROGENY VALUE	2.1	3	-5.9	3.3	51	89	113	102	17	1.6	N/A	67	6.4	-0.3	-0.3	0.5	1.8	\$128	\$119	\$135	\$123
256	USA17236055	SYDGEN BLACK PEARL 2006	CMAJ33	AI	APR	EXPECTED AVERAGE PROGENY VALUE	2.2	3	-5.9	3.1	49	86	110	98	17	1.5	N/A	65	6.4	-0.2	-0.3	0.5	1.8	\$126	\$117	\$132	\$121
257	USA17236055	SYDGEN BLACK PEARL 2006	CMAJ165	AI	APR	EXPECTED AVERAGE PROGENY VALUE	1.4	3	-5.8	2	48	84	106	90	19	1.1	N/A	64	6.5	0	-0.6	0.5	1.7	\$118	\$114	\$120	\$116
258	USA17236055	SYDGEN BLACK PEARL 2006	CMAJ191	AI	APR	EXPECTED AVERAGE PROGENY VALUE	1.7	3.1	-4.7	2	47	87	109	94	19	1.1	N/A	65	6.5	-0.6	-1.2	1	1.5	\$120	\$117	\$123	\$118
259	USA17236055	SYDGEN BLACK PEARL 2006	CMAJ200	AI	APR	EXPECTED AVERAGE PROGENY VALUE	2.4	2.5	-7.1	2	48	85	108	80	21	1.5	N/A	62	7.4	1.1	0.6	0.5	1.5	\$117	\$114	\$113	\$118
260	USA17236055	SYDGEN BLACK PEARL 2006	CMAJ212	AI	APR	EXPECTED AVERAGE PROGENY VALUE	2.6	2.3	-5.9	1.5	46	84	104	81	18	1	N/A	63	6.3	-0.6	-1.5	0.9	1.6	\$114	\$114	\$115	\$113
261	USA17236055	SYDGEN BLACK PEARL 2006	CMAJ272	AI	HBR	EXPECTED AVERAGE PROGENY VALUE	1.3	1.4	-4.7	2.8	50	88	113	93	18	1.1	N/A	67	6.2	-0.5	-1.4	0.7	1.7	\$118	\$113	\$121	\$116
262	USA17236055	SYDGEN BLACK PEARL 2006	CMAJ275	AI	HBR	EXPECTED AVERAGE PROGENY VALUE	2	2.7	-5	2.9	46	84	110	88	19	1.5	N/A	58	5.2	0.4	-0.1	0.2	1.6	\$115	\$110	\$116	\$115
263	USA17236055	SYDGEN BLACK PEARL 2006	CMAJ301	AI	APR	EXPECTED AVERAGE PROGENY VALUE	1.9	2.1	-3.2	3.1	49	86	110	80	18	1.1	N/A	64	6.3	-0.7	-1.8	1.2	1.3	\$116	\$114	\$115	\$116
264	USA17236055	SYDGEN BLACK PEARL 2006	CMAJ333	AI	APR	EXPECTED AVERAGE PROGENY VALUE	2.7	3.3	-6.2	1.7	44	80	98	74	18	1	N/A	58	5.8	0.9	0.4	-0.1	1.9	\$113	\$111	\$113	\$111
265	USA17236055	SYDGEN BLACK PEARL 2006	CMAJ369	AI	APR	EXPECTED AVERAGE PROGENY VALUE	-1.5	1.2	-3.7	3.6	49	83	107	87	18	0.1	N/A	63	9.3	-0.8	-1.9	1.8	1.1	\$108	\$109	\$105	\$110
266	USA17236055	SYDGEN BLACK PEARL 2006	CMAJ374	AI	APR	EXPECTED AVERAGE PROGENY VALUE	-0.1	1.7	-3.8	3.5	47	81	102	80	18	0.2	N/A	63	9.5	-0.3	-1.1	1.5	1.3	\$110	\$112	\$107	\$112
267	USA17236055	SYDGEN BLACK PEARL 2006	CMAJ377	AI	APR	EXPECTED AVERAGE PROGENY VALUE	-0.1	0.3	-4.2	2.7	44	81	100	80	17	1.1	N/A	60	7.1	-0.2	-0.7	1.1	1.3	\$107	\$109	\$105	\$108
268	USA17236055	SYDGEN BLACK PEARL 2006	CMAJ383	AI	APR	EXPECTED AVERAGE PROGENY VALUE	1.1	N/A	-4.4	2.5	47	83	104	83	18	0.5	N/A	64	8.4	-0.3	-1.2	1.3	1.3	\$112	\$113	\$108	\$113
269	USA17236055	SYDGEN BLACK PEARL 2006	CMAJ385	AI	APR	EXPECTED AVERAGE PROGENY VALUE	-0.1	0.2	-4.5	2.7	44	78	97	81	15	0.8	N/A	56	6.1	0.2	-0.5	0.5	1.7	\$104	\$105	\$104	\$104
270	USA17236055	SYDGEN BLACK PEARL 2006	CMAJ389	AI	APR	EXPECTED AVERAGE PROGENY VALUE	-0.5	1.8	-4.1	3.2	47	79	98	81	18	0.2	N/A	60	9.6	-0.4	-1.5	1.9	1	\$104	\$109	\$97	\$107
271	USA17236055	SYDGEN BLACK PEARL 2006	CMAJ395	AI	HBR	EXPECTED AVERAGE PROGENY VALUE	-2.3	-1.7	-3	3.7	45	81	104	87	17	0.8	N/A	61	6	0	-0.9	0.7	1.3	\$101	\$101	\$99	\$102
272	USA17236055	SYDGEN BLACK PEARL 2006	CMAJ399	AI	APR	EXPECTED AVERAGE PROGENY VALUE	0.8	1.5	-4.3	2.3	45	80	100	79	20	0.3	N/A	61	10.1	-0.4	-1.6	1.9	1.1	\$109	\$112	\$104	\$111
273	USA17236055	SYDGEN BLACK PEARL 2006	CMAJ402	AI	HBR	EXPECTED AVERAGE PROGENY VALUE	-2.3	-1.2	-2.9	3.8	47	83	106	89	16	0.9	N/A	62	8.4	-0.1	-1	1.2	1.3	\$106	\$105	\$104	\$107
274	USA17236055	SYDGEN BLACK PEARL 2006	CMAJ420	AI	APR	EXPECTED AVERAGE PROGENY VALUE	-0.6	-0.1	-4.1	2.7	44	78	98	83	17	0.8	N/A	58	5.7	-0.1	-0.8	0.7	1.3	\$101	\$102	\$97	\$101
275	USA17236055	SYDGEN BLACK PEARL 2006	CMAJ422	AI	APR	EXPECTED AVERAGE PROGENY VALUE	0.1	N/A	-3.7	2.9	46	80	99	73	19	0.5	N/A	59	8	-0.5	-1.1	1.4	1.1	\$106	\$110	\$101	\$108
276	USA17236055	SYDGEN BLACK PEARL 2006	CMAJ733	AI	APR	EXPECTED AVERAGE PROGENY VALUE	1.8	2.8	-5.8	3.6	50	87	112														

LOT 1 **WELCOME SWALLOW G69(AI)** AMFU, NHFU, CAFU, DDFU IDENTIFIER: CMAG69
BIRTH DATE: 24/08/2011
REGISTER: HBR

G A R PRECISION 1680 USA1680
C A FUTURE DIRECTION 5321 USA5321
C A MISS POWER FIX 308 USA12054694
Sire: R/M IRONSTONE 4047 USA14954578
B/R NEW DESIGN 323 USA323
B/R RUBY OF TIFFANY 5144 USA12327845
B/R RUBY OF TIFFANY 346 USA11928202

CONNELLY WHITMAN USA14845068
CONNELLY ALL AROUND USA15490811
ENTRUST OF CONANGA 894 USA14845043
Dam: WELCOME SWALLOW RING A ROSIE E226(AI) CMAE226
VERMILION YELLOWSTONE USAJ244
WELCOME SWALLOW YELLOWSTONE B13(AI) CMA813
TE MANIA LOWAN X30(AI)(ET) VTMX30

Notes: Estimated Joining Sire ARDROSSAN EQUATOR A241

ANGUS GROUP BREEDPLAN EBVs JUNE 2015																	\$INDEX VALUES			
CE-Dir	CE-Dtr	GL	BW	200	400	600	MCWT	Milk	SS	DTC	CWT	EMA	Rib	Rump	RBY%	IMF%	ANGUS BREEDING	DOM	HEAVY GRAIN	HEAVY GRASS
-5.6	+1.0	-2.0	+4.8	+44	+76	+95	+79	+14	+1.8	-2.9	+55	+6.6	-1.6	-1.6	+1.6	+2.0	\$95	\$99	\$98	\$93
ACC	56%	47%	86%	78%	73%	73%	76%	78%	66%	61%	41%	63%	62%	68%	66%	61%				
EXPECTED AVERAGE PROGENY VALUE																				
EBV	-2.4	0.6	-3.5	4.5	48	85	110	95	18	2.3	-2.5	68	6.4	-1.5	-1.9	1.5	\$108	\$107	\$115	\$106

LOT 2 **WELCOME SWALLOW G143(AI)(ET)** AMFU, NHFU, CAFU, DDFU IDENTIFIER: CMAG143
BIRTH DATE: 15/09/2011
REGISTER: HBR

B/R NEW DESIGN 036 USA036
BON VIEW NEW DESIGN 1407 USA1407
BON VIEW PRIDE 664 USA12139985
Sire: SITZ NEW DESIGN 458N USA14474596
SITZ TRAVELER 9929 USA9929
SITZ ELLUNAS ELITE 3308 USA13028479
SITZ ELLUNAS ELITE 2872 USA11720423

S A F 598 BANDO 5175 USA5175
LT 598 BANDO 9074 USA9074
MILL COULEE BARBARA K323 USAK323
Dam: WELCOME SWALLOW BANDO 9074 D2 CMAD2(AI) CMAD2
C A FUTURE DIRECTION 5321 USA5321
WELCOME SWALLOW FD WARGOONA B2(AI) CMA82
TE MANIA WARGOONA X22(AI) VTMX22

Notes: 4 Y O New Design 458N daughter out of a Bando 9074 daughter. TOP 5 % for ABI, Domestic, Heavy Grass Fed Indexes. Estimated Joining Sire ARDROSSAN EQUATOR A241 - AI'ED 3/11/2014

ANGUS GROUP BREEDPLAN EBVs JUNE 2015																	\$INDEX VALUES				
CE-Dir	CE-Dtr	GL	BW	200	400	600	MCWT	Milk	SS	DTC	CWT	EMA	Rib	Rump	RBY%	IMF%	ANGUS BREEDING	DOM	HEAVY GRAIN	HEAVY GRASS	
+2.2	+3.2	-6.1	+2.7	+46	+84	+111	+85	+18	+2.3	-5.4	+59	+5.8	+0.5	+0.3	+0.7	+1.8	\$128	\$118	\$133	\$125	
ACC	59%	54%	70%	75%	71%	72%	75%	70%	63%	60%	54%	65%	64%	69%	68%	65%	64%				
EXPECTED AVERAGE PROGENY VALUE																					
EBV	1.5	1.7	-5.6	3.4	48	89	117	97	20	2.7	-4	70	5.9	-0.4	-0.8	1	\$125	\$117	\$133	\$122	

LOT 3 **WELCOME SWALLOW 458N E245 H9(APR)(AI)** AMFU, NHFU, CAFU, DDC IDENTIFIER: CMAH9
BIRTH DATE: 26/04/2012
REGISTER: APR

B/R NEW DESIGN 036 USA036
BON VIEW NEW DESIGN 1407 USA1407
BON VIEW PRIDE 664 USA12139985
Sire: SITZ NEW DESIGN 458N USA14474596
SITZ TRAVELER 9929 USA9929
SITZ ELLUNAS ELITE 3308 USA13028479
SITZ ELLUNAS ELITE 2872 USA11720423

LEACHMAN RIGHT TIME USA2700
LEACHMAN BOOM TIME USA13361440
LEACHMAN BURGESS 5004 USA12335791
Dam: WELCOME SWALLOW BOOMTIME E245(APR)(AI) CMAE245
G A R EXPECTATION 4915 USA12548568
ICM ZAYN Z94(APR)(AI) BIC294
ICM T124(APR) BICT124

Notes: Estimated Joining Sire ARDROSSAN EQUATOR A241

ANGUS GROUP BREEDPLAN EBVs JUNE 2015																	\$INDEX VALUES			
CE-Dir	CE-Dtr	GL	BW	200	400	600	MCWT	Milk	SS	DTC	CWT	EMA	Rib	Rump	RBY%	IMF%	ANGUS BREEDING	DOM	HEAVY GRAIN	HEAVY GRASS
-1.2	+1.0	-2.6	+3.3	+45	+82	+104	+73	+22	+2.2	-5.5	+58	+2.9	+0.3	+0.7	-0.2	+2.2	\$110	\$106	\$113	\$108
ACC	58%	53%	81%	72%	66%	65%	66%	66%	59%	62%	52%	61%	58%	61%	60%	58%				
EXPECTED AVERAGE PROGENY VALUE																				
EBV	-0.4	0.6	-3.5	3.7	47	86	111	90	21	2.4	-4	68	4.4	-0.4	-0.4	0.5	\$114	\$109	\$119	\$111

LOT 4 **WELCOME SWALLOW LONG DISTANCE H11(AI)(ET)** AMFU, NHFU, CAFU, DDFU IDENTIFIER: CMAH11
BIRTH DATE: 26/04/2012
REGISTER: HBR

MOHNEN BRUSHPOPPER 353 USA14514372
MOHNEN BRUSHPOPPER 295 USA15059657
MOHNEN JILT 1283 USA14550981
Sire: MOHNEN LONG DISTANCE 1639 USA16455862
RITO 416 OF 4820 6807 USA616
BALDRIDGE BLACKBIRD M565 USA14308289
BALDRIDGE BLACKBIRD 736F USA12847185

LEACHMAN RIGHT TIME USA2700
LEACHMAN BOOM TIME USA13361440
LEACHMAN BURGESS 5004 USA12335791
Dam: WELCOME SWALLOW BOOMTIME D12 CMAD12(AI) CMAD12
J L B EXACTO 416 USA1223258
TE MANIA LOWAN X53(AI)(ET) VTMX53
TE MANIA LOWAN R426(AI)(ET) VTMR426

Notes: Estimated Joining Sire ARDROSSAN EQUATOR A241

ANGUS GROUP BREEDPLAN EBVs JUNE 2015																	\$INDEX VALUES				
CE-Dir	CE-Dtr	GL	BW	200	400	600	MCWT	Milk	SS	DTC	CWT	EMA	Rib	Rump	RBY%	IMF%	ANGUS BREEDING	DOM	HEAVY GRAIN	HEAVY GRASS	
-0.6	-0.3	-3.3	+4.3	+46	+76	+93	+73	+14	+2.6	-7.4	+57	+4.8	+0.6	+1.1	+0.1	+1.5	\$105	\$104	\$101	\$104	
ACC	52%	39%	68%	75%	71%	72%	74%	67%	50%	63%	37%	60%	55%	57%	56%	51%	53%				
EXPECTED AVERAGE PROGENY VALUE																					
EBV	0	0	-4.2	4.1	48	84	107	91	18	2.4	-4.5	68	5.5	-0.5	-0.6	0.8	\$111	\$109	\$115	\$109	

LOT 5 **WELCOME SWALLOW E287(AI)(ET)** AMFU, NHFU, CAFU, DDFU IDENTIFIER: CMAE287
BIRTH DATE: 23/09/2009
REGISTER: HBR

SITZ TRAVELER 8180 USA8180
S A V 8180 TRAVELER 004 USA13512009
BOYD FOREVER LADY 8003 USA8003
Sire: S A V NET WORTH 4200 USA14739204
S A F 598 BANDO 5175 USA5175
S A V MAY 2410 USA14140883
S A V MAY 6269 USA12573540

SITZ TRAVELER 043 USA11911223
CLEARWATER PAF SEVILLE 1977 USA13024422
CIRCLE S PRIDE 284 USA11946097
Dam: MOHNEN JILT 910 USA13620692
BON VIEW TRAVELER 181 USA11541994
MOHNEN JILT 143 USA11964495
BON VIEW JILT 858 USA11104279

Notes: Estimated Joining Sire ARDROSSAN EQUATOR A241

ANGUS GROUP BREEDPLAN EBVs JUNE 2015																	\$INDEX VALUES				
CE-Dir	CE-Dtr	GL	BW	200	400	600	MCWT	Milk	SS	DTC	CWT	EMA	Rib	Rump	RBY%	IMF%	ANGUS BREEDING	DOM	HEAVY GRAIN	HEAVY GRASS	
-6.4	-4.7	+0.2	+8.1	+47	+82	+110	+115	+14	+2.4	-3.2	+60	+3.7	-0.5	-0.7	+0.9	+0.6	\$78	\$82	\$71	\$82	
ACC	63%	55%	76%	80%	76%	76%	79%	80%	74%	66%	48%	69%	67%	72%	70%	67%	66%				
EXPECTED AVERAGE PROGENY VALUE																					
EBV	-2.9	-2.3	-2.3	6.1	49	88	117	113	19	2.7	-2.8	71	5	-1	-1.4	1.1	\$101	\$100	\$104	\$101	

LOT 6 **WELCOME SWALLOW THUNDER JILT E283(AI)(ET)** AMFU, NHFU, CAFU, DDFU IDENTIFIER: CMAE283
BIRTH DATE: 22/09/2009
REGISTER: HBR

JAUER 353 TRAVELER 589 27 USA12476755
BALDRIDGE KABOOM K243 KCF USA13987017
PLEASANTA OF CONANGA 736 USA12886335
Sire: CONNELLY THUNDER USA15148659
BON VIEW BANDO 598 USA598
PARKA OF CONANGA 241 USA13948273
PARTINA OF CONANGA 6237 USA13447169

SITZ TRAVELER 043 USA11911223
CLEARWATER PAF SEVILLE 1977 USA13024422
CIRCLE S PRIDE 284 USA11946097
Dam: MOHNEN JILT 910 USA13620692
BON VIEW TRAVELER 181 USA11541994
MOHNEN JILT 143 USA11964495
BON VIEW JILT 858 USA11104279

Notes: Full flush sister to Lot 5. Estimated Joining Sire ARDROSSAN EQUATOR A241

ANGUS GROUP BREEDPLAN EBVs JUNE 2015																	\$INDEX VALUES				
CE-Dir	CE-Dtr	GL	BW	200	400	600	MCWT	Milk	SS	DTC	CWT	EMA	Rib	Rump	RBY%	IMF%	ANGUS BREEDING	DOM	HEAVY GRAIN	HEAVY GRASS	
+2.8	+2.8	-5.9	+2.9	+41	+78	+97	+74	+15	+1.8	-1.0	+59	+5.2	0.0	-0.7	+1.1	+0.7	\$93	\$104	\$81	\$101	
ACC	60%	48%	77%	79%	74%	73%	74%	77%	72%	69%	41%	66%	60%	62%	61%	58%	58%				
EXPECTED AVERAGE PROGENY VALUE																					
EBV	1.8	1.5	-5.3	3.5	46	86	110	92	18	2.4	-1.7	70	5.7	-0.7	-1.3	1.2	\$108	\$111	\$108	\$110	

LOT 7 **WELCOME SWALLOW JILT WORTH CMA E282(AI)(ET)** AMFU, NHFU, CAFU, DDFU IDENTIFIER: CMAE282
BIRTH DATE: 22/09/2009
REGISTER: HBR

SITZ TRAVELER 8180 USA8180
S A V 8180 TRAVELER 004 USA13512009
BOYD FOREVER LADY 8003 USA8003
Sire: S A V NET WORTH 4200 USA14739204
S A F 598 BANDO 5175 USA5175
S A V MAY 2410 USA14140883
S A V MAY 6269 USA12573540

SITZ TRAVELER 043 USA11911223
CLEARWATER PAF SEVILLE 1977 USA13024422
CIRCLE S PRIDE 284 USA11946097
Dam: MOHNEN JILT 910 USA13620692
BON VIEW TRAVELER 181 USA11541994
MOHNEN JILT 143 USA11964495
BON VIEW JILT 858 USA11104279

Notes: A full flush sister to Lots 5 & 6 Mohnen Jilt 910 daughter by Net Worth. With over \$1.5 million from the sales of her Progeny Jilt 910 is an iconic Dam in the US. Estimated Joining Sire ARDROSSAN EQUATOR A241

ANGUS GROUP BREEDPLAN EBVs JUNE 2015																	\$INDEX VALUES				
CE-Dir	CE-Dtr	GL	BW	200	400	600	MCWT	Milk	SS	DTC	CWT	EMA	Rib	Rump	RBY%	IMF%	ANGUS BREEDING	DOM	HEAVY GRAIN	HEAVY GRASS	
-2.6	-2.6	-1.1	+5.9	+44	+78	+100	+99	+18	+2.0	-3.7	+58	+3.8	+0.3	0.0	+0.6	+0.5	\$79	\$88	\$68	\$85	
ACC	62%	55%	77%	80%	75%	76%	78%	79%	71%	71%	48%	68%	67%	70%	69%	66%	65%				
EXPECTED AVERAGE PROGENY VALUE																					
EBV	-1	-1.2	-3	5.1	48	86	114	106	20	2.5	-3	71	5	-0.5	-1.1	1	\$103	\$102	\$103	\$103	

LOT 8 **WELCOME SWALLOW DIVA E281(APR)(AI)** AMFU, NHFU, CAFU, DDFU IDENTIFIER: CMAE281
BIRTH DATE: 22/09/2009
REGISTER: APR

LEACHMAN RIGHT TIME USA2700
HYLINE RIGHT TIME 338(ET) USA13058662
HYLINE PRIDE 265(ET) USA265
Sire: K C F BENNETT PERFORMER USA14885809
JAUER 353 TRAVELER 589 27 USA12476755
K C F MISS 589 L182 USA13852823
C S U MISS AMBUSH 5193 USA12320001

VERMILION YELLOWSTONE USAJ244
WELCOME SWALLOW YELLOWSTONE Z2(AI) CMAZ2
TE MANIA MOONGARA X40(AI)(ET) VTMX40
Dam: WELCOME SWALLOW ROYAL MISS B109(APR)(AI) CMA8109
BOOROOMOOKA THEO T030(AI) NGMT30
WELCOME SWALLOW X13(APR)(AI) CMAX13
WELCOME SWALLOW U30 CMAU30

Notes: Estimated Joining Sire ARDROSSAN EQUATOR A241

ANGUS GROUP BREEDPLAN EBVs JUNE 2015																	\$INDEX VALUES				
CE-Dir	CE-Dtr	GL	BW	200	400	600	MCWT	Milk	SS	DTC	CWT	EMA	Rib	Rump	RBY%	IMF%	ANGUS BREEDING	DOM	HEAVY GRAIN	HEAVY GRASS	
-3.9	-0.9	-6.7	+6.0	+44	+75	+97	+72	+14	+1.6	-4.7	+54	+5.4	+1.9	+2.4	+0.1	+1.5	\$97	\$96	\$91	\$99	
ACC	60%	52%	87%	79%	74%	74%	76%	78%	71%	66%	48%	66%	63%	68%	67%	63%	62%				
EXPECTED AVERAGE PROGENY VALUE																					
EBV	-1.6	-0.4	-5.8	5	47	85	111	91	18	2.3	-3.7	66	6.1	0.3	0.2	0.9	\$113	\$108	\$116	\$111	

LOT 9 **WELCOME SWALLOW THUNDER JILT E278(AI)(ET)** AMFU, NHFU, CAFU, DDFU IDENTIFIER: CMAE278 BIRTH DATE: 22/09/2009 REGISTER: HBR

JAUER 353 TRAVELER 589 27 USA12476755 SITZ TRAVELER 043 USA11911223
BALDRIDGE KABOOM K243 KCF USA13987017 CLEARWATER PAF SEVILLE 1977 USA13024422
PLEASANTA OF CONANGA 736 USA12886335 CIRCLE S PRIDE 284 USA11946097

Sire: CONNEALY THUNDER USA15148659 **Dam: MOHNEN JILT 910 USA13620692**
BON VIEW BANDO 598 USA598 BON VIEW TRAVELER 181 USA11541994
PARKA OF CONANGA 241 USA13948273 MOHNEN JILT 143 USA11964495
PARTINA OF CONANGA 6237 USA13447169 BON VIEW JILT 858 USA11104279

Notes: A moderate framed Jilt 910 daughter by Connealy Thunder offering a real Outcross. Estimated Joining Sire ARDROSSAN EQUATOR A241

ANGUS GROUP BREEDPLAN EBVs JUNE 2015																	\$INDEX VALUES			
CE-Dir	CE-Dtr	GL	BW	200	400	600	MCWT	Milk	SS	DTC	CWT	EMA	Rib	Rump	RBV%	IMF%	ANGUS BREEDING	DOM	HEAVY GRAIN	HEAVY GRASS
+1.9	+0.8	-3.6	+3.1	+39	+76	+92	+64	+18	+2.7	-0.9	+56	+4.6	-0.3	-0.9	+1.3	+0.6	\$86	\$101	\$72	\$94
ACC	59%	48%	74%	79%	75%	78%	78%	71%	67%	42%	67%	64%	69%	67%	63%	63%				
EXPECTED AVERAGE PROGENY VALUE																				
EBV	1.3	0.5	-4.2	3.6	45	85	108	87	20	2.9	-1.6	68	5.3	-0.9	-1.4	1.3	\$104	\$108	\$103	\$106

LOT 10 **WELCOME SWALLOW DIVA E155(AI)** AMFU, NHFU, CAF, DD6% IDENTIFIER: CMAE155 BIRTH DATE: 02/09/2009 REGISTER: HBR

LEACHMAN RIGHT TIME USA2700 B/R NEW DESIGN 036 USA036
HYLINE RIGHT TIME 338(ET) USA13058662 MERRIC RIVERS NEW DESIGN T149(AI) NXJT149
HYLINE PRIDE 265(ET) USA265 MERRIC RIVERS Q4(AI)(ET) NXIQ4

Sire: K C F BENNETT PERFORMER USA14885809 **Dam: WELCOME SWALLOW Z52(AI) CMAZ52**
JAUER 353 TRAVELER 589 27 USA12476755 R P 3RD BUSHWACKER USA65
K C F MISS 589 1182 USA13852823 TE MANIA BARUNAH X222(AI) VTMX222
C S U MISS AMBUSH 5193 USA12320001 TE MANIA BARUNAH V380(ACR) VTMV380

Notes: The first of 6 Mohnen Jilt 910 daughters by Net Worth. With over \$1.5 million from the sales of her Progeny Jilt 910 is an iconic Dam in the US. Estimated Joining Sire ARDROSSAN EQUATOR A241

ANGUS GROUP BREEDPLAN EBVs JUNE 2015																	\$INDEX VALUES			
CE-Dir	CE-Dtr	GL	BW	200	400	600	MCWT	Milk	SS	DTC	CWT	EMA	Rib	Rump	RBV%	IMF%	ANGUS BREEDING	DOM	HEAVY GRAIN	HEAVY GRASS
-2.5	-1.0	-7.7	+6.5	+49	+85	+111	+108	+17	+3.2	-4.4	+65	+9.5	+0.6	+1.2	+1.5	+1.3	\$114	\$108	\$114	\$113
ACC	60%	54%	87%	78%	74%	77%	78%	71%	69%	52%	67%	66%	70%	69%	65%	64%				
EXPECTED AVERAGE PROGENY VALUE																				
EBV	-0.9	-0.5	-6.3	5.3	50	89	117	109	19	3.1	-3.6	72	8.1	-0.4	-0.4	1.5	\$120	\$113	\$127	\$118

LOT 11 **WELCOME SWALLOW BOOM PRINCESS E121 (APR)(AI)(ET)** AMFU, NHFU, CAFU, DD33% IDENTIFIER: CMA121 BIRTH DATE: 28/08/2009 REGISTER: APR

JAUER 353 TRAVELER 589 27 USA12476755 TE MANIA KELP K207+90(AI) VTMK207+90
BALDRIDGE KABOOM K243 KCF USA13987017 DUNOON REAGAN R093(AI)(ET) BHRR093
PLEASANTA OF CONANGA 736 USA12886335 TE MANIA BEEAC L145+91(AI)(ET) VTML145+91

Sire: MOHNEN DYNAMITE 1356 USA15585939 **Dam: WELCOME SWALLOW X7 (APR)(AI) CMAX7**
CLEARWATER PAF SEVILLE 1977 USA13024422 WELCOME SWALLOW NELSON Q20 (APR) CMAQ20
MOHNEN JILT 910 USA13620692 WELCOME SWALLOW PRINCESS NIGEL S28 CMA528
MOHNEN JILT 143 USA11964495 WELCOME SWALLOW P14 (APR) CMAP14

Notes: Estimated Joining Sire ARDROSSAN EQUATOR A241

ANGUS GROUP BREEDPLAN EBVs JUNE 2015																	\$INDEX VALUES			
CE-Dir	CE-Dtr	GL	BW	200	400	600	MCWT	Milk	SS	DTC	CWT	EMA	Rib	Rump	RBV%	IMF%	ANGUS BREEDING	DOM	HEAVY GRAIN	HEAVY GRASS
+1.9	+2.6	-6.1	+3.1	+44	+83	+99	+97	+8	+1.4	-1.9	+63	+3.1	+0.5	+0.7	-0.1	+1.0	\$91	\$103	\$81	\$98
ACC	63%	54%	78%	80%	76%	79%	79%	73%	70%	49%	69%	66%	71%	69%	66%	65%				
EXPECTED AVERAGE PROGENY VALUE																				
EBV	1.3	1.4	-5.5	3.6	48	89	112	104	15	2.3	-2.1	72	4.6	-0.4	-0.6	0.7	\$108	\$110	\$108	\$109

LOT 12 **WELCOME SWALLOW BOOM PRINCESS E119 (APR)(AI)(ET)** AMFU NHFU CAFU DD50% IDENTIFIER: CMAE119 BIRTH DATE: 27/08/2009 REGISTER: APR

JAUER 353 TRAVELER 589 27 USA12476755 TE MANIA KELP K207+90(AI) VTMK207+90
BALDRIDGE KABOOM K243 KCF USA13987017 DUNOON REAGAN R093(AI)(ET) BHRR093
PLEASANTA OF CONANGA 736 USA12886335 TE MANIA BEEAC L145+91(AI)(ET) VTML145+91

Sire: MOHNEN DYNAMITE 1356 USA15585939 **Dam: WELCOME SWALLOW X7 (APR)(AI) CMAX7**
CLEARWATER PAF SEVILLE 1977 USA13024422 WELCOME SWALLOW NELSON Q20 (APR) CMAQ20
MOHNEN JILT 910 USA13620692 WELCOME SWALLOW PRINCESS NIGEL S28 CMA528
MOHNEN JILT 143 USA11964495 WELCOME SWALLOW P14 (APR) CMAP14

Notes: Estimated Joining Sire ARDROSSAN EQUATOR A241

ANGUS GROUP BREEDPLAN EBVs JUNE 2015																	\$INDEX VALUES			
CE-Dir	CE-Dtr	GL	BW	200	400	600	MCWT	Milk	SS	DTC	CWT	EMA	Rib	Rump	RBV%	IMF%	ANGUS BREEDING	DOM	HEAVY GRAIN	HEAVY GRASS
+4.3	+3.6	-6.2	+1.7	+45	+89	+109	+94	+10	+1.6	-0.7	+67	+3.6	+0.1	0.0	+0.2	+1.0	\$101	\$110	\$92	\$107
ACC	63%	54%	77%	81%	77%	80%	81%	75%	65%	49%	69%	67%	72%	70%	67%	66%				
EXPECTED AVERAGE PROGENY VALUE																				
EBV	2.5	1.9	-5.6	2.9	48	91	116	102	16	2.4	-1.5	74	4.8	-0.6	-1	0.8	\$113	\$113	\$115	\$114

LOT 13 **WELCOME SWALLOW DAY AHEAD D214 (APR)(AI)** AMFU, NHFU, CAFU, DD13% IDENTIFIER: CMA214 BIRTH DATE: 15/09/2008 REGISTER: APR

A A R NEW TREND USA9958 G A R EXPECTATION 4915 USA12548568
BOYD NEW DAY 8005 USA13050780 ICM EXPECTATION Y47(AI) BICY47
S V F FOREVER LADY 57D USA57D ICM U103(AI) BICU103

Sire: MOHNEN DAY AHEAD 144 USA14848339 **Dam: ICM B136 BICB136**
CLEARWATER PAF SEVILLE 1977 USA13024422 GLENAROUA U91 (APR)(AI) VGGU91
MOHNEN JILT 910 USA13620692 ICM UNITY Y30 (APR) BICY30
MOHNEN JILT 143 USA11964495 ICM U204 (APR) BICU204

Notes: Estimated Joining Sire ARDROSSAN EQUATOR A241

ANGUS GROUP BREEDPLAN EBVs JUNE 2015																	\$INDEX VALUES			
CE-Dir	CE-Dtr	GL	BW	200	400	600	MCWT	Milk	SS	DTC	CWT	EMA	Rib	Rump	RBV%	IMF%	ANGUS BREEDING	DOM	HEAVY GRAIN	HEAVY GRASS
-0.4	-1.9	-4.3	+7.2	+45	+83	+120	+119	+10	+2.6	-3.4	+63	+0.5	-0.8	-0.5	+0.7	+0.8	\$102	\$95	\$103	\$103
ACC	51%	39%	87%	79%	73%	76%	77%	67%	58%	35%	62%	58%	66%	63%	58%	57%				
EXPECTED AVERAGE PROGENY VALUE																				
EBV	0.1	-0.9	-4.6	5.6	48	88	121	115	16	2.8	-2.9	72	3.3	-1	-1.2	1.1	\$112	\$105	\$117	\$110

LOT 14 **WELCOME SWALLOW MIRREN C241 (AI)(ET)** AMFU, NHFU, CAFU, DDFU IDENTIFIER: CMA241 BIRTH DATE: 30/09/2007 REGISTER: HBR

SITZ TRAVELER 8180 USA8180 WAITARA VALLEY TEX NZE36917
S A V 8180 TRAVELER 004 USA13512009 HINGAIA 469(AI) NZE469
BOYD FOREVER LADY 8003 USA8003 HINGAIA 910 NZE217493

Sire: S A V NET WORTH 4200 USA14739204 **Dam: TE MANIA LOWAN X9 (AI)(ET) VTMX9**
S A F 598 BANDO 5175 USA5175 TE MANIA NORMAN N48(AI)(ET) VTMN48
S A V MAY 2410 USA14140883 TE MANIA LOWAN R411(AI) VTMR411
S A V MAY 6269 USA12573540 TE MANIA LOWAN N72 VTMN72

Notes: Estimated Joining Sire ARDROSSAN EQUATOR A241

ANGUS GROUP BREEDPLAN EBVs JUNE 2015																	\$INDEX VALUES			
CE-Dir	CE-Dtr	GL	BW	200	400	600	MCWT	Milk	SS	DTC	CWT	EMA	Rib	Rump	RBV%	IMF%	ANGUS BREEDING	DOM	HEAVY GRAIN	HEAVY GRASS
+1.6	+1.2	-1.6	+4.3	+32	+60	+72	+58	+14	+0.9	-5.8	+36	+5.1	+0.6	-0.2	+0.5	+1.0	\$85	\$94	\$77	\$87
ACC	64%	57%	80%	81%	77%	75%	77%	80%	76%	69%	52%	63%	66%	65%	62%	62%				
EXPECTED AVERAGE PROGENY VALUE																				
EBV	1.1	0.7	-3.3	4.1	41	77	98	84	18	2	-4.2	60	5.6	-0.4	-1.1	0.9	\$104	\$105	\$106	\$103

LOT 15 **WELCOME SWALLOW BOOMTIME C154 (APR)(AI)** AMF, NHFU, CAFU, DDF IDENTIFIER: CMA2154 BIRTH DATE: 02/09/2007 REGISTER: APR

N BAR EMULATION EXT USAU23 BOOROOMOOKA THEO T030(AI) NGMT30
LEACHMAN RIGHT TIME USA2700 WELCOME SWALLOW Y31 (APR)(AI) CMA31
LEACHMAN ERICA 0025 USA11382472 WELCOME SWALLOW U9 (APR)(AI) CMAU9

Sire: LEACHMAN BOOM TIME USA13361440 **Dam: WELCOME SWALLOW Y31 A138 (APR) CMAA138**
PARAMONT AMBUSH 2172 USA2172 TE MANIA SHEEN S155(AI)(ET) VTMS155
LEACHMAN BURGESS 5004 USA12335791 WELCOME SWALLOW Y39 (APR)(AI) CMA39
LEACHMAN BURGESS 3013 USA11947083 WELCOME SWALLOW W3 (APR)(AI) CMAW3

Notes: Estimated Joining Sire ARDROSSAN EQUATOR A241

ANGUS GROUP BREEDPLAN EBVs JUNE 2015																	\$INDEX VALUES			
CE-Dir	CE-Dtr	GL	BW	200	400	600	MCWT	Milk	SS	DTC	CWT	EMA	Rib	Rump	RBV%	IMF%	ANGUS BREEDING	DOM	HEAVY GRAIN	HEAVY GRASS
-4.2	-1.4	-2.4	+4.3	+47	+76	+102	+84	+20	+2.1	-4.9	+60	+2.0	+1.0	+0.9	-0.6	+1.0	\$79	\$82	\$67	\$85
ACC	59%	52%	87%	80%	73%	72%	75%	77%	71%	68%	52%	61%	63%	63%	60%	59%				
EXPECTED AVERAGE PROGENY VALUE																				
EBV	-1.8	-0.6	-3.7	4.2	48	85	113	97	21	2.5	-3.6	70	4.1	-0.2	-0.5	0.4	\$102	\$99	\$101	\$102

LOT 16 **WELCOME SWALLOW LOWAN DIRECTION B6 (AI)** AM33%, NH33%, CAFU, DDFU IDENTIFIER: CMA86 BIRTH DATE: 24/03/2006 REGISTER: HBR

TEHAMA BANDO 155 USA9891499 G A R PRECISION 1680 USA1680
G A R PRECISION 1680 USA1680 J L B EXACTO 416 USA12223258
919 G A R 856 USA856 BROST BURGESS 041 USA041

Sire: C A FUTURE DIRECTION 5321 USA5321 **Dam: TE MANIA LOWAN X53 (AI)(ET) VTMX53**
S A F POWER FIX USA10809778 TE MANIA NORMAN N48(AI)(ET) VTMN48
C A MISS POWER FIX 308 USA12054694 TE MANIA LOWAN R426(AI)(ET) VTMR426
C A LADY EIGHT 1015 USA1015 TE MANIA LOWAN N72 VTMN72

Notes: Estimated Joining Sire ARDROSSAN EQUATOR A241

ANGUS GROUP BREEDPLAN EBVs JUNE 2015																	\$INDEX VALUES			
CE-Dir	CE-Dtr	GL	BW	200	400	600	MCWT	Milk	SS	DTC	CWT	EMA	Rib	Rump	RBV%	IMF%	ANGUS BREEDING	DOM	HEAVY GRAIN	HEAVY GRASS
-0.4	+0.5	-2.6	+5.9	+40	+70	+93	+85	+16	+1.2	-4.5	+61	+7.9	-0.3	-0.1	+0.7	+1.5	\$99	\$97	\$98	\$99
ACC	67%	62%	88%	83%	77%	76%	78%	81%	78%	68%	61%	67%	69%	69%	67%	66%				
EXPECTED AVERAGE PROGENY VALUE																				
EBV	0.2	0.4	-3.8	5	45	82	108	98	19	2.1	-3.4	71	7.1	-0.8	-1.1	1.1	\$111	\$107	\$115	\$109

LOT 17 **WELCOME SWALLOW SCARLET MOON A5(AI)** AMFU, NHFU, CA25%, DD23% IDENTIFIER: CMAA5
BIRTH DATE: 29/03/2005
REGISTER: HBR

CONNEALY DATELINE USA12015519
VERMILION DATELINE 7078 USA7078
VERMILION BLACKBIRD 5044 USA5044
Sire: VERMILION YELLOWSTONE USAJ244
VERMILION GEORGE 7337 USA7337
VERMILION B JESTRESS 3912 USA3912
VERMILION C B JESTRESS 0229 USA0229

V D A R NEW TREND 315 USA315
B/R NEW DESIGN 036 USA036
B/R BLACKCAP EMPRESS 76 USA76
Dam: TE MANIA MOONGARA X124(AI)(ET) VTMX124
TE MANIA KELP K207+90(AI) VTMK207+90
TE MANIA MOONGARA R88(AI) VTMR88
TE MANIA MOONGARA P159(AI)(ET) VTMP159

Notes: Estimated Joining Sire ARDROSSAN EQUATOR A241

ANGUS GROUP BREEDPLAN EBVs JUNE 2015																	\$INDEX VALUES			
CE-Dir	CE-Dtr	GL	BW	200	400	600	MCWT	Milk	SS	DTC	CWT	EMA	Rib	Rump	RBV%	IMF%	ANGUS BREEDING	DOM	HEAVY GRAIN	HEAVY GRASS
+2.7	+2.9	-4.8	+4.7	+40	+75	+105	+100	+15	+2.4	-5.0	+48	+1.1	-0.2	+0.2	-0.2	+1.9	\$110	\$101	\$117	\$106
ACC	61%	57%	85%	73%	72%	72%	75%	73%	64%	57%	66%	65%	69%	68%	65%	65%				
EXPECTED AVERAGE PROGENY VALUE																				
EBV	1.7	1.6	-4.8	4.3	45	84	114	105	19	2.7	-3.7	64	3.7	-0.8	-0.9	0.6	\$117	\$109	\$126	\$113

LOT 18 **WELCOME SWALLOW MARATHON H241(AI)** AMFU, NHFU, CAFU, DDFU IDENTIFIER: CMAH241
BIRTH DATE: 15/08/2012
REGISTER: HBR

MOHNEN BRUSHPOPPER 353 USA14514372
MOHNEN BRUSHPOPPER 295 USA15059657
MOHNEN JILT 1283 USA14550981
Sire: MOHNEN LONG DISTANCE 1639 USA16455862
RITO 616 OF 4B20 6807 USA616
BALDRIDGE BLACKBIRD M565 USA14308289
BALDRIDGE BLACKBIRD 736F USA12847185

C R A BEXTOR 872 5205 608 USA13009379
TC ABERDEEN 759 USA15840414
TC BLACKBIRD 4034 USA14844785
Dam: WELCOME SWALLOW ABERDEEN F202(AI) CMAF202
S A V NET WORTH 4200 USA14739204
WELCOME SWALLOW FUTURE VALUE D212(APR)(AI) CMAD212
WELCOME SWALLOW FUTURE A098(AI) CMAA098

Notes: Estimated Joining Sire RENNYLEA EDMUND E11

ANGUS GROUP BREEDPLAN EBVs JUNE 2015																	\$INDEX VALUES			
CE-Dir	CE-Dtr	GL	BW	200	400	600	MCWT	Milk	SS	DTC	CWT	EMA	Rib	Rump	RBV%	IMF%	ANGUS BREEDING	DOM	HEAVY GRAIN	HEAVY GRASS
+2.5	+2.1	-5.0	+3.0	+45	+81	+97	+76	+18	+1.5	-	+56	+4.2	-0.3	-0.2	+0.2	+2.5	\$115	\$114	\$122	\$111
ACC	52%	37%	86%	77%	71%	71%	75%	53%	59%	-	59%	59%	65%	62%	57%	58%				
EXPECTED AVERAGE PROGENY VALUE																				
EBV	3.6	1.7	-6.3	2.2	42	77	94	78	17	1.6	-	53	5.2	1.2	1.1	-0.8	\$120	\$112	\$131	\$112

LOT 19 **WELCOME SWALLOW MARATHON H253(APR)(AI)** AMFU, NHFU, CAFU, DDFU IDENTIFIER: CMAH253
BIRTH DATE: 17/08/2012
REGISTER: APR

MOHNEN BRUSHPOPPER 353 USA14514372
MOHNEN BRUSHPOPPER 295 USA15059657
MOHNEN JILT 1283 USA14550981
Sire: MOHNEN LONG DISTANCE 1639 USA16455862
RITO 616 OF 4B20 6807 USA616
BALDRIDGE BLACKBIRD M565 USA14308289
BALDRIDGE BLACKBIRD 736F USA12847185

C R A BEXTOR 872 5205 608 USA13009379
TC ABERDEEN 759 USA15840414
TC BLACKBIRD 4034 USA14844785
Dam: WELCOME SWALLOW ABERDEEN F217(APR)(AI) CMAF217
WOODHILL FORESIGHT USA13936986
WELCOME SWALLOW FORESIGHT THEO D200(AI) CMAD200
WELCOME SWALLOW X27(AI) CMAX27

Notes: A great genetic package with Long Distance & Aberdeen astride the Pedigree and Theo in the background. TOP 5% for Heavy Grain & TOP 10 % for ABI & Heavy Grass Indexes. Estimated Joining Sire RENNYLEA EDMUND E11

ANGUS GROUP BREEDPLAN EBVs JUNE 2015																	\$INDEX VALUES			
CE-Dir	CE-Dtr	GL	BW	200	400	600	MCWT	Milk	SS	DTC	CWT	EMA	Rib	Rump	RBV%	IMF%	ANGUS BREEDING	DOM	HEAVY GRAIN	HEAVY GRASS
-1.1	0.0	-2.4	+5.0	+51	+91	+114	+95	+17	+2.2	-	+63	+8.6	-1.0	-1.0	+1.6	+1.8	\$122	\$119	\$128	\$119
ACC	52%	37%	86%	76%	71%	71%	75%	54%	59%	-	59%	59%	65%	63%	57%	58%				
EXPECTED AVERAGE PROGENY VALUE																				
EBV	1.7	0.7	-5	3.2	45	82	103	87	16	1.9	-	58	6.5	0.6	0.7	-0.3	\$118	\$111	\$126	\$113

LOT 20 **WELCOME SWALLOW IDENTITY H295(APR)(AI)** AMFU, NH3%, CAFU, DDFU IDENTIFIER: CMAH295
BIRTH DATE: 20/08/2012
REGISTER: APR

C R A BEXTOR 872 5205 608 USA13009379
TC ABERDEEN 759 USA15840414
TC BLACKBIRD 4034 USA14844785
Sire: ELLINGSON IDENTITY 9104 USA16413257
WULFFS EXT 6106 USA6106
EA QUEEN DOLLY 7813 USA15888099
EA QUEEN DOLLY 5029 USA15178367

PAPA FORTE 1921 USA1921
WOODHILL FORESIGHT USA13936986
BON VIEW GAMMER 85 USA12346837
Dam: WELCOME SWALLOW FORESIGHT THEO D200(AI) CMAD200
BOOROOMOOKA THEO T030(AI) NGMT30
WELCOME SWALLOW X27(AI) CMAX27
WELCOME SWALLOW U19(AI) CMAU19

Notes: Estimated Joining Sire RENNYLEA EDMUND E11

ANGUS GROUP BREEDPLAN EBVs JUNE 2015																	\$INDEX VALUES			
CE-Dir	CE-Dtr	GL	BW	200	400	600	MCWT	Milk	SS	DTC	CWT	EMA	Rib	Rump	RBV%	IMF%	ANGUS BREEDING	DOM	HEAVY GRAIN	HEAVY GRASS
-4.3	-0.6	-3.7	+4.0	+48	+84	+113	+101	+18	+1.0	-	+64	+7.2	0.0	-0.3	+0.8	+1.6	\$100	\$98	\$99	\$102
ACC	51%	38%	86%	76%	71%	74%	75%	58%	58%	-	60%	58%	65%	62%	57%	58%				
EXPECTED AVERAGE PROGENY VALUE																				
EBV	0.1	0.4	-5.7	2.7	43	78	101	90	16	1.3	-	58	5.8	1.1	-0.7	2.5	\$106	\$100	\$110	\$104

LOT 21 **WELCOME SWALLOW H326(AI)** AMFU, NHFU, CAFU, DDFU IDENTIFIER: CMAH326
BIRTH DATE: 24/08/2012
REGISTER: HBR

C R A BEXTOR 872 5205 608 USA13009379
TC ABERDEEN 759 USA15840414
TC BLACKBIRD 4034 USA14844785
Sire: ELLINGSON IDENTITY 9104 USA16413257
WULFFS EXT 6106 USA6106
EA QUEEN DOLLY 7813 USA15888099
EA QUEEN DOLLY 5029 USA15178367

S A F 598 BANDO 5175 USA5175
LT 598 BANDO 9074 USA9074
MILL COULEE BARBARA K323 USAK323
Dam: WELCOME SWALLOW BANDO 9074 X53 D263(AI)(ET) CMAD263
J L B EXACTO 416 USA12223258
TE MANIA LOWAN X53(AI)(ET) VTMX53
TE MANIA LOWAN R426(AI)(ET) VTMR426

Notes: With the great Te Mania Lowan female line as her base stacked on top Identity & 9074 this is aver vspecial genetic package. TOP 10 % for Domestic & Heavy Grass Indexes. Estimated Joining Sire RENNYLEA EDMUND E11

ANGUS GROUP BREEDPLAN EBVs JUNE 2015																	\$INDEX VALUES			
CE-Dir	CE-Dtr	GL	BW	200	400	600	MCWT	Milk	SS	DTC	CWT	EMA	Rib	Rump	RBV%	IMF%	ANGUS BREEDING	DOM	HEAVY GRAIN	HEAVY GRASS
+0.7	+2.5	-3.2	+3.9	+48	+90	+118	+94	+21	+1.4	-3.8	+66	+5.1	+0.3	+0.2	0.0	+2.1	\$121	\$113	\$127	\$119
ACC	52%	40%	85%	76%	71%	74%	75%	58%	57%	39%	61%	59%	65%	63%	58%	59%				
EXPECTED AVERAGE PROGENY VALUE																				
EBV	2.6	1.9	-5.4	2.6	43	81	104	86	17	1.5	-5.3	60	4.7	1.3	1.3	-1.1	\$117	\$108	\$125	\$113

LOT 22 **WELCOME SWALLOW IDENTITY H336(AI)** AMFU, NHFU, CAFU, DDFU IDENTIFIER: CMAH336
BIRTH DATE: 25/08/2012
REGISTER: HBR

C R A BEXTOR 872 5205 608 USA13009379
TC ABERDEEN 759 USA15840414
TC BLACKBIRD 4034 USA14844785
Sire: ELLINGSON IDENTITY 9104 USA16413257
WULFFS EXT 6106 USA6106
EA QUEEN DOLLY 7813 USA15888099
EA QUEEN DOLLY 5029 USA15178367

BALDRIDGE KABOOM K243 KCF USA13987017
MOHNEN DYNAMITE 1356 USA15585939
MOHNEN JILT 910 USA13620692
Dam: WELCOME SWALLOW SPARK E171(AI) CMAE171
LEACHMAN BOOM TIME USA13361440
WELCOME SWALLOW BOOMTIME C207(AI) CMAC207
WELCOME SWALLOW ALLIANCE 036 A84(AI) CMAA84

Notes: Estimated Joining Sire RENNYLEA EDMUND E11

ANGUS GROUP BREEDPLAN EBVs JUNE 2015																	\$INDEX VALUES			
CE-Dir	CE-Dtr	GL	BW	200	400	600	MCWT	Milk	SS	DTC	CWT	EMA	Rib	Rump	RBV%	IMF%	ANGUS BREEDING	DOM	HEAVY GRAIN	HEAVY GRASS
-0.4	+2.4	-2.9	+2.6	+45	+80	+103	+88	+17	+0.4	-1.1	+62	+7.8	+0.4	-0.2	+0.5	+2.0	\$102	\$104	\$101	\$104
ACC	51%	38%	86%	76%	71%	74%	75%	57%	57%	35%	60%	58%	65%	62%	57%	57%				
EXPECTED AVERAGE PROGENY VALUE																				
EBV	2.1	1.9	-5.3	2	42	76	97	83	16	1	-4	57	6.1	1.3	1.1	-0.8	\$108	\$104	\$112	\$106

LOT 23 **WELCOME SWALLOW IDENTITY H338(AI)** AMFU, NHFU, CAFU, DDFU IDENTIFIER: CMAH338
BIRTH DATE: 26/08/2012
REGISTER: HBR

C R A BEXTOR 872 5205 608 USA13009379
TC ABERDEEN 759 USA15840414
TC BLACKBIRD 4034 USA14844785
Sire: ELLINGSON IDENTITY 9104 USA16413257
WULFFS EXT 6106 USA6106
EA QUEEN DOLLY 7813 USA15888099
EA QUEEN DOLLY 5029 USA15178367

BOYD NEW DAY 8005 USA13050780
MOHNEN DAY AHEAD 144 USA14848339
MOHNEN JILT 910 USA13620692
Dam: WELCOME SWALLOW DAY AHEAD D27 CMAD27(AI) CMAD27
KMK ALLIANCE 6595 I87 USA13346328
WELCOME SWALLOW JAPAN B36(AI) CMAB36
TE MANIA JAPARA X619(AI) VTMX619

Notes: Estimated Joining Sire RENNYLEA EDMUND E11

ANGUS GROUP BREEDPLAN EBVs JUNE 2015																	\$INDEX VALUES			
CE-Dir	CE-Dtr	GL	BW	200	400	600	MCWT	Milk	SS	DTC	CWT	EMA	Rib	Rump	RBV%	IMF%	ANGUS BREEDING	DOM	HEAVY GRAIN	HEAVY GRASS
-0.4	+1.6	-2.9	+4.7	+51	+96	+127	+116	+18	+1.1	-	+74	+6.3	-0.1	-0.5	+0.5	+1.9	\$120	\$113	\$127	\$119
ACC	49%	35%	86%	76%	71%	74%	75%	57%	57%	-	60%	58%	65%	62%	57%	57%				
EXPECTED AVERAGE PROGENY VALUE																				
EBV	2.1	1.5	-5.3	3.1	45	84	109	97	16	1.4	-	64	5.3	1.1	1	-0.8	\$117	\$108	\$125	\$113

LOT 24 **WELCOME SWALLOW X13 FORESIGHT D121(APR)(AI)(ET)** AMF, NHFU, CAFU, DDFU IDENTIFIER: CMAH21
BIRTH DATE: 15/08/2008
REGISTER: APR

PAPA OPTIMA 9818 USA9818
PAPA FORTE 1921 USA1921
PAPA ENVIOUS BLACKBIRD 8832 USA8832
Sire: WOODHILL FORESIGHT USA13936986
BON VIEW BANDO 598 USA598
BON VIEW GAMMER 85 USA12346837
BON VIEW GAMMER 233 USA11901123

TE MANIA KELP K207+90(AI) VTMK207+90
HAZELDEAN RENAISSANCE R13(AI) NHZR13
HAZELDEAN P90(AI) NHZP90
Dam: WELCOME SWALLOW Z62(APR)(AI) CMAZ62
BOOROOMOOKA THEO T030(AI) NGMT30
WELCOME SWALLOW X13(APR)(AI) CMAX13
WELCOME SWALLOW U30 CMAU30

Notes: A Matriarch at Welcome Swallow who always punches above her weight - 17 sons - only 1 cull plus 9 daughters active in the herd. Estimated Joining Sire KC HAAS GPS

ANGUS GROUP BREEDPLAN EBVs JUNE 2015																	\$INDEX VALUES			
CE-Dir	CE-Dtr	GL	BW	200	400	600	MCWT	Milk	SS	DTC	CWT	EMA	Rib	Rump	RBV%	IMF%	ANGUS BREEDING	DOM	HEAVY GRAIN	HEAVY GRASS
+3.2	+0.8	-4.0	+4.1	+45	+80	+97	+81	+19	+3.6	-6.3	+60	+4.1	+0.4	+1.4	-0.3	+1.6	\$106	\$107	\$103	\$106
ACC	63%	50%	79%	89%	83%	84%	84%	80%	72%	82%	47%	71%	72%	75%	74%	69%	69%			
EXPECTED AVERAGE PROGENY VALUE																				
EBV	4.1	2.3	-6.2	3.8	50	93	113	91	18	3.9	-7.5	69	3.9	1.2	2.3	-0.5	\$134	\$124	\$142	\$128

LOT 25 ★ **WELCOME SWALLOW G59 100% ANGUS RECIPIENT** IDENTIFIER: CMAG59
BIRTH DATE: 22/08/2011 REGISTER: RECIPIENT

TE MANIA AMBASSADOR A134(AI) VTMA134 PAPA FORTE 1921 USA1921
Sire: TUWHARETOA REGENT D145(AI)(ET) BNAD145 Sire: WOODHILL FORESIGHT USA13936986
LAWSON'S HENRY VIII Y5(AI) VLYY5 BON VIEW GAMMER 85 USA12346837

PRIME JUGGERNAUT J15(AI) CXBJ15 **WELCOME SWALLOW X13 FORESIGHT D121(APR)(AI)(ET) CMAD121**
TE MANIA ULONG U41(AI)(ET) VTMU41 HAZELDEAN RENAISSANCE R13(AI) NHZR13
Dam: PRIME LOWAN F20(AI) CXBF20 Dam: WELCOME SWALLOW Z62(APR)(AI) CMAZ62
PRIME LOWAN D13(AI) CXBD13 WELCOME SWALLOW X13(APR)(AI) CMAX13

Notes: Recipient carrying embryo: Prime Juggernaut J15 x D121. Check out the Estimated Progeny value – TOP 10% ALL INDEXES

EXPECTED AVERAGE PROGENY VALUE																	\$INDEX VALUES			
CE-Dir	CE-Dtr	GL	BW	200	400	600	MCWT	Milk	SS	DTC	CWT	EMA	Rib	Rump	RBV%	IMF%	ANGUS BREEDING	DOM	HEAVY GRAIN	HEAVY GRASS
1.1	-0.4	-5.9	4.4	50	88	114	100	19	2.8	-5.7	67	6.2	1.3	1.1	-0.4	2.8	\$126	\$114	\$137	\$119

LOT 26 ★ **WELCOME SWALLOW BERKLEY H313 100% ANGUS RECIPIENT** IDENTIFIER: CMAH313
BIRTH DATE: 23/08/2012 REGISTER: RECIPIENT

TE MANIA AMBASSADOR A134(AI) VTMA134 PAPA FORTE 1921 USA1921
Sire: TUWHARETOA REGENT D145(AI)(ET) BNAD145 Sire: WOODHILL FORESIGHT USA13936986
LAWSON'S HENRY VIII Y5(AI) VLYY5 BON VIEW GAMMER 85 USA12346837

Animal: PRIME JUGGERNAUT J15(AI) CXBJ15 **Animal: WELCOME SWALLOW X13 FORESIGHT D121(APR)(AI)(ET) CMAD121**
TE MANIA ULONG U41(AI)(ET) VTMU41 HAZELDEAN RENAISSANCE R13(AI) NHZR13
Dam: PRIME LOWAN F20(AI) CXBF20 Dam: WELCOME SWALLOW Z62(APR)(AI) CMAZ62
PRIME LOWAN D13(AI) CXBD13 WELCOME SWALLOW X13(APR)(AI) CMAX13

Notes: Recipient carrying embryo: Prime Juggernaut J15 x D121. Check out the Estimated Progeny value – TOP 10% ALL INDEXES

EXPECTED AVERAGE PROGENY VALUE																	\$INDEX VALUES			
CE-Dir	CE-Dtr	GL	BW	200	400	600	MCWT	Milk	SS	DTC	CWT	EMA	Rib	Rump	RBV%	IMF%	ANGUS BREEDING	DOM	HEAVY GRAIN	HEAVY GRASS
1.1	-0.4	-5.9	4.4	50	88	114	100	19	2.8	-5.7	67	6.2	1.3	1.1	-0.4	2.8	\$126	\$114	\$137	\$119

LOT 27 ★ **WELCOME SWALLOW H750 100% CHAROLIAS RECIPIENT** IDENTIFIER: CMAH750
BIRTH DATE: 30/08/2012 REGISTER: RECIPIENT

TE MANIA AMBASSADOR A134(AI) VTMA134 PAPA FORTE 1921 USA1921
Sire: TUWHARETOA REGENT D145(AI)(ET) BNAD145 Sire: WOODHILL FORESIGHT USA13936986
LAWSON'S HENRY VIII Y5(AI) VLYY5 BON VIEW GAMMER 85 USA12346837

Animal: PRIME JUGGERNAUT J15(AI) CXBJ15 **Animal: WELCOME SWALLOW X13 FORESIGHT D121(APR)(AI)(ET) CMAD121**
TE MANIA ULONG U41(AI)(ET) VTMU41 HAZELDEAN RENAISSANCE R13(AI) NHZR13
Dam: PRIME LOWAN F20(AI) CXBF20 Dam: WELCOME SWALLOW Z62(APR)(AI) CMAZ62
PRIME LOWAN D13(AI) CXBD13 WELCOME SWALLOW X13(APR)(AI) CMAX13

Notes: Recipient carrying embryo: Prime Juggernaut J15 x D121. Check out the Estimated Progeny value – TOP 10% ALL INDEXES

EXPECTED AVERAGE PROGENY VALUE																	\$INDEX VALUES			
CE-Dir	CE-Dtr	GL	BW	200	400	600	MCWT	Milk	SS	DTC	CWT	EMA	Rib	Rump	RBV%	IMF%	ANGUS BREEDING	DOM	HEAVY GRAIN	HEAVY GRASS
1.1	-0.4	-5.9	4.4	50	88	114	100	19	2.8	-5.7	67	6.2	1.3	1.1	-0.4	2.8	\$126	\$114	\$137	\$119

LOT 28 ★ **WELCOME SWALLOW BERKLEY 208 G35 100% ANGUS RECIPIENT** IDENTIFIER: CMAG35
BIRTH DATE: 20/08/2011 REGISTER: RECIPIENT

TE MANIA AMBASSADOR A134(AI) VTMA134 PAPA FORTE 1921 USA1921
Sire: TUWHARETOA REGENT D145(AI)(ET) BNAD145 Sire: WOODHILL FORESIGHT USA13936986
LAWSON'S HENRY VIII Y5(AI) VLYY5 BON VIEW GAMMER 85 USA12346837

Animal: PRIME JUGGERNAUT J15(AI) CXBJ15 **Animal: WELCOME SWALLOW X13 FORESIGHT D121(APR)(AI)(ET) CMAD121**
TE MANIA ULONG U41(AI)(ET) VTMU41 HAZELDEAN RENAISSANCE R13(AI) NHZR13
Dam: PRIME LOWAN F20(AI) CXBF20 Dam: WELCOME SWALLOW Z62(APR)(AI) CMAZ62
PRIME LOWAN D13(AI) CXBD13 WELCOME SWALLOW X13(APR)(AI) CMAX13

Notes: Recipient carrying embryo: Prime Juggernaut J15 x D121. Check out the Estimated Progeny value – TOP 10% ALL INDEXES

EXPECTED AVERAGE PROGENY VALUE																	\$INDEX VALUES			
CE-Dir	CE-Dtr	GL	BW	200	400	600	MCWT	Milk	SS	DTC	CWT	EMA	Rib	Rump	RBV%	IMF%	ANGUS BREEDING	DOM	HEAVY GRAIN	HEAVY GRASS
1.1	-0.4	-5.9	4.4	50	88	114	100	19	2.8	-5.7	67	6.2	1.3	1.1	-0.4	2.8	\$126	\$114	\$137	\$119

LOT 29 ★ **WELCOME SWALLOW BERKLEY F157(AI)** IDENTIFIER: CMAF157
BIRTH DATE: 27/08/2010 REGISTER: RECIPIENT

S A V 004 DENSITY 4336 USA14725035 PAPA FORTE 1921 USA1921
Sire: MOHNEN DENISTY 730 USA16769695 Sire: WOODHILL FORESIGHT USA13936986
MOHNEN JILT 910 USA13620692 BON VIEW GAMMER 85 USA12346837
MOHNEN SOUTH DAKOTA 402 USA17250190 **WELCOME SWALLOW X13 FORESIGHT D121(APR)(AI)(ET) CMAD121**
TC ABERDEEN 759 USA15840414 HAZELDEAN RENAISSANCE R13(AI) NHZR13
Dam: MOHNEN JILT 539 USA16497629 Dam: WELCOME SWALLOW Z62(APR)(AI) CMAZ62
MOHNEN JILT 787 USA16009797 WELCOME SWALLOW X13(APR)(AI) CMAX13

Notes: Recipient carrying embryo: Mohnen South Dakota x D121.

EXPECTED AVERAGE PROGENY VALUE																	\$INDEX VALUES			
CE-Dir	CE-Dtr	GL	BW	200	400	600	MCWT	Milk	SS	DTC	CWT	EMA	Rib	Rump	RBV%	IMF%	ANGUS BREEDING	DOM	HEAVY GRAIN	HEAVY GRASS
3.4	1.3	-4.6	3.8	46	84	102	84	19	3	-	62	4.6	0.4	0.9	0.2	1.3	\$108	\$110	\$104	\$110



LOT 30 ★ **WELCOME SWALLOW G136(AI)** IDENTIFIER: CMAG136
BIRTH DATE: 10/09/2011 REGISTER: RECIPIENT

S A V 004 DENSITY 4336 USA14725035 PAPA FORTE 1921 USA1921
Sire: MOHNEN DENISTY 730 USA16769695 Sire: WOODHILL FORESIGHT USA13936986
MOHNEN JILT 910 USA13620692 BON VIEW GAMMER 85 USA12346837
MOHNEN SOUTH DAKOTA 402 USA17250190 **WELCOME SWALLOW X13 FORESIGHT D121(APR)(AI)(ET) CMAD121**
TC ABERDEEN 759 USA15840414 HAZELDEAN RENAISSANCE R13(AI) NHZR13
Dam: MOHNEN JILT 539 USA16497629 Dam: WELCOME SWALLOW Z62(APR)(AI) CMAZ62
MOHNEN JILT 787 USA16009797 WELCOME SWALLOW X13(APR)(AI) CMAX13

Notes: Recipient carrying embryo: Mohnen South Dakota x D121.

EXPECTED AVERAGE PROGENY VALUE																	\$INDEX VALUES			
CE-Dir	CE-Dtr	GL	BW	200	400	600	MCWT	Milk	SS	DTC	CWT	EMA	Rib	Rump	RBV%	IMF%	ANGUS BREEDING	DOM	HEAVY GRAIN	HEAVY GRASS
3.4	1.3	-4.6	3.8	46	84	102	84	19	3	-	62	4.6	0.4	0.9	0.2	1.3	\$108	\$110	\$104	\$110

LOT 31 4 × EMBRYOS *Please note Bids taken will be per Embryo

V A R RESERVE 111
×
WELCOME SWALLOW X13 FORESIGHT D121(APR)(AI)(ET)

BOYD NEW DAY 8005 USA13050780 PAPA FORTE 1921 USA1921
Sire: B/R NEW DAY 454 USA14675445 Sire: WOODHILL FORESIGHT USA13936986
B/R RUBY 1224 USA13879911 BON VIEW GAMMER 85 USA12346837
V A R RESERVE 1111(ET) USA16916944 **WELCOME SWALLOW X13 FORESIGHT D121(APR)(AI)(ET) CMAD121**
CONNELLY ONWARD USA14216491 HAZELDEAN RENAISSANCE R13(AI) NHZR13
Dam: SANDPOINT BLACKBIRD 8809 USA16143141 Dam: WELCOME SWALLOW Z62(APR)(AI) CMAZ62
RIVERBEND BLACKBIRD 4301 USA14680067 WELCOME SWALLOW X13(APR)(AI) CMAX13

EXPECTED AVERAGE PROGENY VALUE																	\$INDEX VALUES			
CE-Dir	CE-Dtr	GL	BW	200	400	600	MCWT	Milk	SS	DTC	CWT	EMA	Rib	Rump	RBV%	IMF%	ANGUS BREEDING	DOM	HEAVY GRAIN	HEAVY GRASS
4	1.3	-4.8	2.7	45	84	100	79	24	2.3	-5.8	63	7.9	0	0	1.2	1.6	\$118	\$119	\$119	\$117

LOT 32 4 × EMBRYOS *Please note Bids taken will be per Embryo

V A R RESERVE 111
×
WELCOME SWALLOW X13 FORESIGHT D121(APR)(AI)(ET)

BOYD NEW DAY 8005 USA13050780 PAPA FORTE 1921 USA1921
Sire: B/R NEW DAY 454 USA14675445 Sire: WOODHILL FORESIGHT USA13936986
B/R RUBY 1224 USA13879911 BON VIEW GAMMER 85 USA12346837
V A R RESERVE 1111(ET) USA16916944 **WELCOME SWALLOW X13 FORESIGHT D121(APR)(AI)(ET) CMAD121**
CONNELLY ONWARD USA14216491 HAZELDEAN RENAISSANCE R13(AI) NHZR13
Dam: SANDPOINT BLACKBIRD 8809 USA16143141 Dam: WELCOME SWALLOW Z62(APR)(AI) CMAZ62
RIVERBEND BLACKBIRD 4301 USA14680067 WELCOME SWALLOW X13(APR)(AI) CMAX13

EXPECTED AVERAGE PROGENY VALUE																	\$INDEX VALUES			
CE-Dir	CE-Dtr	GL	BW	200	400	600	MCWT	Milk	SS	DTC	CWT	EMA	Rib	Rump	RBV%	IMF%	ANGUS BREEDING	DOM	HEAVY GRAIN	HEAVY GRASS
4	1.3	-4.8	2.7	45	84	100	79	24	2.3	-5.8	63	7.9	0	0	1.2	1.6	\$118	\$119	\$119	\$117

LOT 33 3 x EMBRYOS *Please note Bids taken will be per Embryo

V A R RESERVE 111
WELCOME SWALLOW X13 FORESIGHT D121(APR)(AI)(ET)
BOYD NEW DAY 8005 USA13050780
PAPA FORTE 1921 USA1921

Table with columns: CE-Dir, CE-Dtr, GL, BW, 200, 400, 600, MCWT, Milk, SS, DTC, CWT, EMA, Rib, Rump, RBV%, IMF%. Includes \$INDEX VALUES for ANGUS BREEDING, DOM, HEAVY GRAIN, HEAVY GRASS.

LOT 34 WELCOME SWALLOW ON TIME G16(AI) AM25%, NHFU, CAFU, DDFU

PAPA EQUATOR 2928 USA2928
BALDRIDGE KABOOM K243 KCF USA13987017
BT EQUATOR 395M USA14237157
CONNEALY THUNDER USA15148659

Table with columns: CE-Dir, CE-Dtr, GL, BW, 200, 400, 600, MCWT, Milk, SS, DTC, CWT, EMA, Rib, Rump, RBV%, IMF%. Includes \$INDEX VALUES for ANGUS BREEDING, DOM, HEAVY GRAIN, HEAVY GRASS.

LOT 35 WELCOME SWALLOW G50(AI) AM50%, NHFU, CAFU, DDFU

PAPA EQUATOR 2928 USA2928
SITZ ALLIANCE 6595 USA6595
BT EQUATOR 395M USA14237157
K C F BENNETT TOTAL USA13687063

Table with columns: CE-Dir, CE-Dtr, GL, BW, 200, 400, 600, MCWT, Milk, SS, DTC, CWT, EMA, Rib, Rump, RBV%, IMF%. Includes \$INDEX VALUES for ANGUS BREEDING, DOM, HEAVY GRAIN, HEAVY GRASS.

LOT 36 WELCOME SWALLOW G52(APR)(AI) AMFU, NHFU, CAFU, DD51%

B/R NEW DESIGN 036 USA036
HYLINE RIGHT TIME 338(ET) USA13058662
BON VIEW NEW DESIGN 1407 USA1407
K C F BENNETT PERFORMER USA14885809

Table with columns: CE-Dir, CE-Dtr, GL, BW, 200, 400, 600, MCWT, Milk, SS, DTC, CWT, EMA, Rib, Rump, RBV%, IMF%. Includes \$INDEX VALUES for ANGUS BREEDING, DOM, HEAVY GRAIN, HEAVY GRASS.

LOT 37 WELCOME SWALLOW G63(AI) AMFU, NHFU, CAFU, DDFU

PAPA EQUATOR 2928 USA2928
S A V 8180 TRAVELER 004 USA13512009
BT EQUATOR 395M USA14237157
S A V NET WORTH 4200 USA14739204

Table with columns: CE-Dir, CE-Dtr, GL, BW, 200, 400, 600, MCWT, Milk, SS, DTC, CWT, EMA, Rib, Rump, RBV%, IMF%. Includes \$INDEX VALUES for ANGUS BREEDING, DOM, HEAVY GRAIN, HEAVY GRASS.

LOT 38 WELCOME SWALLOW G75(APR)(AI) AMFU, NHFU, CAFU, DDFU

PAPA EQUATOR 2928 USA2928
B/R NEW DESIGN 036 USA036
BT EQUATOR 395M USA14237157
BOOROOMOOKA THEO T030(AI) NGMT30

Table with columns: CE-Dir, CE-Dtr, GL, BW, 200, 400, 600, MCWT, Milk, SS, DTC, CWT, EMA, Rib, Rump, RBV%, IMF%. Includes \$INDEX VALUES for ANGUS BREEDING, DOM, HEAVY GRAIN, HEAVY GRASS.

LOT 39 WELCOME SWALLOW G168(APR)(AI)(ET) AMFU, NHFU, CAFU, DDFU

PAPA EQUATOR 2928 USA2928
S A F 598 BANDO 5175 USA5175
BT EQUATOR 395M USA14237157
LT 598 BANDO 9074 USA9074

Table with columns: CE-Dir, CE-Dtr, GL, BW, 200, 400, 600, MCWT, Milk, SS, DTC, CWT, EMA, Rib, Rump, RBV%, IMF%. Includes \$INDEX VALUES for ANGUS BREEDING, DOM, HEAVY GRAIN, HEAVY GRASS.

LOT 40 WELCOME SWALLOW BERKLEY H210(AI) AMFU, NHFU, CAFU, DDFU

S A F FOCUS OF E R USA6163
C R A BEXTOR 872 5205 608 USA13009379
TE MANIA YORKSHIRE Y437(AI) VTMV437
TC ABERDEEN 759 USA15840414

Table with columns: CE-Dir, CE-Dtr, GL, BW, 200, 400, 600, MCWT, Milk, SS, DTC, CWT, EMA, Rib, Rump, RBV%, IMF%. Includes \$INDEX VALUES for ANGUS BREEDING, DOM, HEAVY GRAIN, HEAVY GRASS.

LOT 41 **WELCOME SWALLOW ABERDEEN H221 (APR)(AI)** AMFU, NH3%, CAFU, DD6% IDENTIFIER: CMAH221 BIRTH DATE: 13/08/2012 REGISTER: APR

B A R EXT TRAVELER 205 USA5205
C R A BEXTOR 872 5205 608 USA13009379
CRA LADY JAYE 608 498 S EASY USA12559297
Sire: TC ABERDEEN 759 USA15840414
BON VIEW NEW DESIGN 208 USA208
TC BLACKBIRD 4034 USA14844785
TC BLACKBIRD 1013 USA13976427

HYLINE RIGHT TIME 338(ET) USA13058662
K C F BENNETT PERFORMER USA14885809
K C F MISS 589 L182 USA13852823
Dam: WELCOME SWALLOW PERFORMER F186(APR)(AI) CMAF186
KENNY'S CREEK SANDY S15(AI) NDIS15
WELCOME SWALLOW Z81 (APR)(AI) CMAZ81
WELCOME SWALLOW W57(AI) CMAW57

Notes: A powerful Aberdeen daughter of a Performer daughter - TOP 5% for the Heavy Grass & Top 10% for the Domestic Indexes. Estimated Joining Sire CARABAR DOCKLANDS D62

ANGUS GROUP BREEDPLAN EBVs JUNE 2015																	\$INDEX VALUES				
CE-Dir	CE-Dtr	GL	BW	200	400	600	MCWT	Milk	SS	DTC	CWT	EMA	Rib	Rump	RBV%	IMF%	ANGUS BREEDING	DOM	HEAVY GRAIN	HEAVY GRASS	
+1.8	+2.8	-6.5	+3.2	+47	+77	+102	+72	+18	+1.4	-2.4	+56	+10.5	+1.1	+0.9	+1.4	+1.7	\$118	\$115	\$115	\$120	
ACC	57%	49%	85%	76%	71%	72%	75%	77%	62%	59%	43%	64%	62%	67%	65%	62%	61%				
EXPECTED AVERAGE PROGENY VALUE																					
EBV	3.4	3.1	-7.7	3.6	47	85	117	86	21	2.4	-3.7	60	9.3	2	1.9	0.9	1.3	\$129	\$118	\$126	\$131

LOT 42 **WELCOME SWALLOW BERKLEY H231 (AI)** AMFU, NHFU, CAFU, DD1% IDENTIFIER: CMAH231 BIRTH DATE: 14/08/2012 REGISTER: HBR

S A F FOCUS OF E R USA6163
TE MANIA YORKSHIRE Y437(AI) VTMV437
TE MANIA LOWAN U275(AI)(ET) VTMU275
Sire: TE MANIA BERKLEY B1 (AI) VTMB1
KENNY'S CREEK SANDY S15(AI) NDIS15
TE MANIA LOWAN Z53(AI)(ET) VTMZ53
TE MANIA LOWAN V129(ACR)(AI)(ET) VTMV129

PAPA FORTE 1921 USA1921
WOODHILL FORESIGHT USA13936986
BON VIEW GAMMER 85 USA12346837
Dam: WELCOME SWALLOW FORESIGHT D246(AI) CMA246
YTHANBRAE NEW DESIGN 036 V1002(AI) VLYV1002
ICM YIPPEE GIRL Y101(AI) BICY101
ICM T102(AI)(TW) BICT102

Notes: Another great Berkley daughter this time out of a Woodhill Forsight daughter - TOP 5% FOR ABI, Domestic & Heavy Grass Indexes. Estimated Joining Sire CARABAR DOCKLANDS D62

ANGUS GROUP BREEDPLAN EBVs JUNE 2015																	\$INDEX VALUES				
CE-Dir	CE-Dtr	GL	BW	200	400	600	MCWT	Milk	SS	DTC	CWT	EMA	Rib	Rump	RBV%	IMF%	ANGUS BREEDING	DOM	HEAVY GRAIN	HEAVY GRASS	
+2.9	+1.1	-9.6	+5.3	+53	+93	+131	+145	+16	+3.1	-7.9	+71	+4.2	-0.7	+0.1	+0.5	+1.4	\$135	\$115	\$146	\$128	
ACC	59%	53%	86%	77%	72%	72%	76%	77%	64%	61%	51%	65%	63%	69%	67%	64%	63%				
EXPECTED AVERAGE PROGENY VALUE																					
EBV	4	2.3	-9.2	4.6	51	93	132	122	20	3.3	-6.4	69	6.1	1	1.5	0.4	1.1	\$137	\$118	\$142	\$135

LOT 43 **WELCOME SWALLOW ABERDEEN H291 (APR)(AI)** AMFU, NHFU, CAFU, DDFU IDENTIFIER: CMAH291 BIRTH DATE: 21/08/2012 REGISTER: APR

B A R EXT TRAVELER 205 USA5205
C R A BEXTOR 872 5205 608 USA13009379
CRA LADY JAYE 608 498 S EASY USA12559297
Sire: TC ABERDEEN 759 USA15840414
BON VIEW NEW DESIGN 208 USA208
TC BLACKBIRD 4034 USA14844785
TC BLACKBIRD 1013 USA13976427

PAPA FORTE 1921 USA1921
WOODHILL FORESIGHT USA13936986
BON VIEW GAMMER 85 USA12346837
Dam: WELCOME SWALLOW FORESIGHT D169(AI) CMA169
PERTANGUS W51 (APR)(AI) VGGW51
ICM ZAVIERA Z135 (APR) BICZ135
ICM TAMATHA S41 (AI)(ET) BICS41

Notes: Estimated Joining Sire CARABAR DOCKLANDS D62

ANGUS GROUP BREEDPLAN EBVs JUNE 2015																	\$INDEX VALUES				
CE-Dir	CE-Dtr	GL	BW	200	400	600	MCWT	Milk	SS	DTC	CWT	EMA	Rib	Rump	RBV%	IMF%	ANGUS BREEDING	DOM	HEAVY GRAIN	HEAVY GRASS	
+1.6	+2.3	-4.4	+3.4	+44	+79	+104	+90	+19	+1.9	-3.6	+53	+8.7	-0.1	-0.1	+2.0	+0.1	\$106	\$109	\$94	\$112	
ACC	55%	46%	86%	75%	70%	71%	74%	70%	60%	59%	40%	62%	61%	67%	65%	61%	61%				
EXPECTED AVERAGE PROGENY VALUE																					
EBV	3.3	2.8	-6.6	3.7	46	86	118	95	21	2.7	-4.2	60	8.3	1.3	1.3	1.1	0.5	\$122	\$114	\$115	\$126

LOT 44 **WELCOME SWALLOW PERFORMER H315 (AI)** AMFU, NHFU, CAFU, DDFU IDENTIFIER: CMAH315 BIRTH DATE: 23/08/2012 REGISTER: HBR

LEACHMAN RIGHT TIME USA2700
HYLINE RIGHT TIME 338(ET) USA13058662
HYLINE PRIDE 265(ET) USA265
Sire: K C F BENNETT PERFORMER USA14885809
JAUER 353 TRAVELER 589 27 USA12476755
K C F MISS 589 L182 USA13852823
C S U MISS AMBUSH 5193 USA12320001

LEACHMAN RIGHT TIME USA2700
LEACHMAN BOOM TIME USA13361440
LEACHMAN BURGESS 5004 USA12335791
Dam: WELCOME SWALLOW BOOMTIME E154(AI) CMAE154
IRONWOOD NEW LEVEL USA13320150
WELCOME SWALLOW EXACT LEVEL A126(AI) CMAA126
TE MANIA LOWAN X378(AI)(ET)(TW) VTMX378

Notes: Estimated Joining Sire CARABAR DOCKLANDS D62

ANGUS GROUP BREEDPLAN EBVs JUNE 2015																	\$INDEX VALUES				
CE-Dir	CE-Dtr	GL	BW	200	400	600	MCWT	Milk	SS	DTC	CWT	EMA	Rib	Rump	RBV%	IMF%	ANGUS BREEDING	DOM	HEAVY GRAIN	HEAVY GRASS	
-3.6	-1.0	-4.9	+4.9	+47	+79	+98	+76	+19	+2.4	-4.3	+64	+7.5	+0.4	+0.6	+1.2	+1.3	\$98	\$102	\$92	\$101	
ACC	59%	54%	86%	77%	72%	72%	76%	78%	65%	60%	51%	65%	63%	68%	67%	64%	63%				
EXPECTED AVERAGE PROGENY VALUE																					
EBV	0.7	1.2	-6.8	4.4	48	86	115	88	21	2.9	-4.8	64	7.9	1.7	1.8	0.9	1.1	\$121	\$112	\$117	\$122

LOT 45 **WELCOME SWALLOW ABERDEEN H333 (APR)(AI)** AMFU, NH4%, CAFU, DDFU IDENTIFIER: CMAH333 BIRTH DATE: 25/08/2012 REGISTER: APR

B A R EXT TRAVELER 205 USA5205
C R A BEXTOR 872 5205 608 USA13009379
CRA LADY JAYE 608 498 S EASY USA12559297
Sire: TC ABERDEEN 759 USA15840414
BON VIEW NEW DESIGN 208 USA208
TC BLACKBIRD 4034 USA14844785
TC BLACKBIRD 1013 USA13976427

LEACHMAN RIGHT TIME USA2700
LEACHMAN BOOM TIME USA13361440
LEACHMAN BURGESS 5004 USA12335791
Dam: WELCOME SWALLOW BOOMTIME THEO W29 D221 (APR)(AI) CMA221
BOOROOMOOKA THEO T030(AI) NGMT30
WELCOME SWALLOW W29 (APR)(AI) CMAW29
WELCOME SWALLOW U52 (APR)(AI) CMAU52

Notes: Estimated Joining Sire CARABAR DOCKLANDS D62

ANGUS GROUP BREEDPLAN EBVs JUNE 2015																	\$INDEX VALUES				
CE-Dir	CE-Dtr	GL	BW	200	400	600	MCWT	Milk	SS	DTC	CWT	EMA	Rib	Rump	RBV%	IMF%	ANGUS BREEDING	DOM	HEAVY GRAIN	HEAVY GRASS	
-0.4	+2.3	-3.3	+4.1	+46	+79	+102	+82	+16	+1.0	-3.6	+55	+6.8	+0.1	+0.2	+0.8	+1.3	\$105	\$106	\$100	\$107	
ACC	58%	50%	86%	76%	72%	72%	75%	77%	64%	60%	44%	64%	62%	68%	66%	62%	62%				
EXPECTED AVERAGE PROGENY VALUE																					
EBV	2.3	2.8	-6.1	4	47	86	117	91	20	2.2	-4.2	61	7.3	1.4	1.5	0.6	1.1	\$122	\$113	\$118	\$124

LOT 46 **WELCOME SWALLOW BERKLEY H342 (AI)** AMFU, NHFU, CAFU, DDFU IDENTIFIER: CMAH342 BIRTH DATE: 27/08/2012 REGISTER: HBR

S A F FOCUS OF E R USA6163
TE MANIA YORKSHIRE Y437(AI) VTMV437
TE MANIA LOWAN U275(AI)(ET) VTMU275
Sire: TE MANIA BERKLEY B1 (AI) VTMB1
KENNY'S CREEK SANDY S15(AI) NDIS15
TE MANIA LOWAN Z53(AI)(ET) VTMZ53
TE MANIA LOWAN V129(ACR)(AI)(ET) VTMV129

S A V 8180 TRAVELER 004 USA13512009
S A V NET WORTH 4200 USA14739204
S A V MAY 2410 USA14140883
Dam: WELCOME SWALLOW MIRREN C241 (AI)(ET) CMA241
HINGAIA 469(AI) NZE469
TE MANIA LOWAN X9(AI)(ET) VTMX9
TE MANIA LOWAN R411(AI) VTMR411

Notes: A Berkley x Net Worth combination with a great spread of EBVs - TOP 15% for the ABI & Heavy Grain Indexes. Estimated Joining Sire CARABAR DOCKLANDS D62

ANGUS GROUP BREEDPLAN EBVs JUNE 2015																	\$INDEX VALUES				
CE-Dir	CE-Dtr	GL	BW	200	400	600	MCWT	Milk	SS	DTC	CWT	EMA	Rib	Rump	RBV%	IMF%	ANGUS BREEDING	DOM	HEAVY GRAIN	HEAVY GRASS	
+4.2	+4.2	-2.7	+2.9	+39	+71	+89	+90	+11	+1.6	-8.6	+50	+4.2	+0.6	+0.8	-0.8	+2.6	\$118	\$108	\$129	\$109	
ACC	59%	54%	85%	77%	72%	72%	75%	77%	65%	61%	53%	66%	63%	68%	66%	63%	63%				
EXPECTED AVERAGE PROGENY VALUE																					
EBV	4.7	3.8	-5.8	3.4	44	82	111	95	17	2.5	-6.8	58	6.1	1.7	1.8	-0.2	1.8	\$129	\$114	\$133	\$125

LOT 47 **WELCOME SWALLOW BERKLEY H362 (APR)(AI)** AMFU, NHFU, CAFU, DD1% IDENTIFIER: CMAH362 BIRTH DATE: 10/09/2012 REGISTER: APR

S A F FOCUS OF E R USA6163
TE MANIA YORKSHIRE Y437(AI) VTMV437
TE MANIA LOWAN U275(AI)(ET) VTMU275
Sire: TE MANIA BERKLEY B1 (AI) VTMB1
KENNY'S CREEK SANDY S15(AI) NDIS15
TE MANIA LOWAN Z53(AI)(ET) VTMZ53
TE MANIA LOWAN V129(ACR)(AI)(ET) VTMV129

KMK ALLIANCE 6595 I87 USA13346328
WELCOME SWALLOW GLOWING ALLIANCE B20(AI) CMA20
WELCOME SWALLOW MOONGARA SHEEN Z13(AI) CMAZ13
Dam: WELCOME SWALLOW SCOTCH ALLIANCE D316 CMA2316
KENNY'S CREEK SANDY S15(AI) NDIS15
WELCOME SWALLOW Y4 (APR)(AI) CMA4
WELCOME SWALLOW U60 (APR)(AI) CMAU60

Notes: Yet another great Berkley daughter with a balanced spread of EBVs - TOP 15% for the ABI, Domestic & Heavy Grain Indexes. Estimated Joining Sire CARABAR DOCKLANDS D62

ANGUS GROUP BREEDPLAN EBVs JUNE 2015																	\$INDEX VALUES				
CE-Dir	CE-Dtr	GL	BW	200	400	600	MCWT	Milk	SS	DTC	CWT	EMA	Rib	Rump	RBV%	IMF%	ANGUS BREEDING	DOM	HEAVY GRAIN	HEAVY GRASS	
+4.1	+4.5	-7.7	+4.0	+42	+77	+99	+119	+7	+1.8	-9.0	+61	+3.4	+0.5	+0.8	-0.3	+1.7	\$120	\$109	\$128	\$112	
ACC	57%	52%	86%	77%	72%	72%	76%	78%	65%	60%	52%	65%	63%	69%	67%	64%	63%				
EXPECTED AVERAGE PROGENY VALUE																					
EBV	4.6	4	-8.3	4	45	85	116	109	15	2.7	-7	63	5.6	1.6	1.9	0	1.3	\$130	\$115	\$133	\$127

LOT 48 **WELCOME SWALLOW ON TIME H370 (APR)** AMFU, NHFU, CAFU, DDFU IDENTIFIER: CMAH370 BIRTH DATE: 16/09/2012 REGISTER: APR

PAPA EQUATOR 2928 USA2928
BT EQUATOR 395M USA14237157
RM BLACK MAGIC 7574 E A R USA11279411
Sire: BOOROOMOOKA ON TIME D105 (AI) NGMD105
HYLINE RIGHT TIME 338(ET) USA13058662
BOOROOMOOKA WUBU B31 (AI) NGMB31
BOOROOMOOKA WUBU W467(AI) NGMW467

SITZ ALLIANCE 6595 USA6595
KMK ALLIANCE 6595 I87 USA13346328
G A R EXT 916 USA12921677
Dam: WELCOME SWALLOW ALLIANCE THEO D13 CM D13 (APR)(AI)(ET) CMA13
BOOROOMOOKA THEO T030(AI) NGMT30
WELCOME SWALLOW X13 (APR)(AI) CMA13
WELCOME SWALLOW U30 CMAU30

Notes: Estimated Joining Sire CARABAR DOCKLANDS D62

ANGUS GROUP BREEDPLAN EBVs JUNE 2015																	\$INDEX VALUES				
CE-Dir	CE-Dtr	GL	BW	200	400	600	MCWT	Milk	SS	DTC	CWT	EMA	Rib	Rump	RBV%	IMF%	ANGUS BREEDING	DOM	HEAVY GRAIN	HEAVY GRASS	
+2.4	+3.1	-5.6	+2.1	+38	+70	+88	+60	+10	+1.5	-5.1	+52	+1.2	+1.5	+0.9	-0.8	+1.9	\$100	\$101	\$98	\$101	
ACC	51%	42%	68%	76%	71%	71%	75%	76%	61%	58%	42%	63%	60%	66%	64%	60%	60%				
EXPECTED AVERAGE PROGENY VALUE																					
EBV	3.8	3.3	-7.2	3	43	82	110	79	17	2.5	-4.7	59	4.6	2.1	1.9	-0.2	1.4	\$118	\$111	\$115	\$120

LOT 49 WELCOME SWALLOW ON TIME H376 AMFU, NHFU, CAFU, DDFU

IDENTIFIER: CMAH376 BIRTH DATE: 17/09/2012 REGISTER: HBR

PAPA EQUATOR 2928 USA2928 S A V 8180 TRAVELER 004 USA13512009
Sire: BOOROOMOOKA ON TIME D105(AI) NGMD105 Dam: WELCOME SWALLOW E287(AI)(ET) CMAE287
Notes: Jilt 910 Granddaughter Estimated Joining Sire CARABAR DOCKLANDS D62

Table with 20 columns: ANGUS GROUP BREEDPLAN EBVs JUNE 2015, \$INDEX VALUES, and Expected Average Progeny Value.

LOT 50 WELCOME SWALLOW MIDLAND H380(APR) AMFU, NHFU, CAFU, DDFU

IDENTIFIER: CMAH380 BIRTH DATE: 18/09/2012 REGISTER: APR

BR MIDLAND USA13898124 TE MANIA YORKSHIRE Y437(AI) VTM437
Sire: TEXAS MIDLAND F024(AI) DXTF024 Dam: WELCOME SWALLOW BERKLEY F167(APR)(AI) CMAF167
Notes: Estimated Joining Sire CARABAR DOCKLANDS D62

Table with 20 columns: ANGUS GROUP BREEDPLAN EBVs JUNE 2015, \$INDEX VALUES, and Expected Average Progeny Value.

LOT 51 WELCOME SWALLOW ON TIME H390 AMFU, NHFU, CAFU, DDFU

IDENTIFIER: CMAH390 BIRTH DATE: 23/09/2012 REGISTER: HBR

PAPA EQUATOR 2928 USA2928 S A F 598 BANDO 5175 USA5175
Sire: BOOROOMOOKA ON TIME D105(AI) NGMD105 Dam: WELCOME SWALLOW BANDO 9074 D219(AI)(ET) CMA219
Notes: Estimated Joining Sire CARABAR DOCKLANDS D62

Table with 20 columns: ANGUS GROUP BREEDPLAN EBVs JUNE 2015, \$INDEX VALUES, and Expected Average Progeny Value.

LOT 52 WELCOME SWALLOW H421 AMFU, NHFU, CA3%, DD22%

IDENTIFIER: CMAH421 BIRTH DATE: 07/10/2012 REGISTER: HBR

PAPA EQUATOR 2928 USA2928 B/R NEW DESIGN 036 USA036
Sire: BOOROOMOOKA ON TIME D105(AI) NGMD105 Dam: ICM FLOWER Z73(AI) BICZ73
Notes: Estimated Joining Sire CARABAR DOCKLANDS D62

Table with 20 columns: ANGUS GROUP BREEDPLAN EBVs JUNE 2015, \$INDEX VALUES, and Expected Average Progeny Value.

LOT 53 WELCOME SWALLOW BERKLEY H71 4(APR)(AI)(ET) AMFU, NHFU, CAFU, DDFU

IDENTIFIER: CMAH714 BIRTH DATE: 31/08/2012 REGISTER: APR

S A F FOCUS OF E R USA6163 PAPA FORTE 1921 USA1921
Sire: TE MANIA BERKLEY B1(AI) VTMB1 Dam: WELCOME SWALLOW X13 FORESIGHT D121(APR)(AI)(ET) CMA213
Notes: Another great Berkley daughter this time out of a Woodhill Forsight daughter - TOP 5% for ALL Indexes. Estimated Joining Sire CARABAR DOCKLANDS D62

Table with 20 columns: ANGUS GROUP BREEDPLAN EBVs JUNE 2015, \$INDEX VALUES, and Expected Average Progeny Value.

LOT 54 WELCOME SWALLOW TOTAL J21(APR)(AI)(ET) AMFU, NHFU, CAFU, DDFU

IDENTIFIER: CMAJ21 BIRTH DATE: 28/04/2013 REGISTER: APR

SITZ TRAVELER 8180 USA8180 BOYD NEW DAY 8005 USA13050780
Sire: K C F BENNETT TOTAL USA13687063 Dam: WELCOME SWALLOW DAY AHEAD D130(APR)(AI) CMA2130
Notes: Estimated Joining Sire CARABAR DOCKLANDS D62

Table with 20 columns: ANGUS GROUP BREEDPLAN EBVs JUNE 2015, \$INDEX VALUES, and Expected Average Progeny Value.

LOT 55 WELCOME SWALLOW BOOMTIME E302(APR)(AI) AMFU, NHFU, CAFU, DDFU

IDENTIFIER: CMAE302 BIRTH DATE: 29/09/2009 REGISTER: APR

N BAR EMULATION EXT USAU23 SITZ ALLIANCE 6595 USA6595
Sire: LEACHMAN BOOM TIME USA13361440 Dam: WELCOME SWALLOW ALLIANCE B180(APR)(AI) CMA180
Notes: Estimated Joining Sire CARABAR DOCKLANDS D62

Table with 20 columns: ANGUS GROUP BREEDPLAN EBVs JUNE 2015, \$INDEX VALUES, and Expected Average Progeny Value.

LOT 56 WELCOME SWALLOW E297(AI) AMFU, NHFU, CAFU, DD58%

IDENTIFIER: CMAE297 BIRTH DATE: 27/09/2009 REGISTER: HBR

B/R NEW DESIGN 036 USA036 HAZELDEAN RENAISSANCE R13(AI) NHZR13
Sire: SITZ NEW DESIGN 458N USA14474596 Dam: WELCOME SWALLOW RENAISSANCE C48 CMA48
Notes: Estimated Joining Sire CARABAR DOCKLANDS D62

Table with 20 columns: ANGUS GROUP BREEDPLAN EBVs JUNE 2015, \$INDEX VALUES, and Expected Average Progeny Value.

LOT 57 WELCOME SWALLOW FORESIGHT D245(AI) AMFU, NHFU, CAFU, DD9% IDENTIFIER: CMAD245 BIRTH DATE: 22/09/2008 REGISTER: HBR

PAPA OPTIMA 9818 USA9818 PAPA FORTE 1921 USA1921 PAPA ENVIOUS BLACKBIRD 8832 USA8832 Sire: WOODHILL FORESIGHT USA13936986 BON VIEW BANDO 598 USA598 BON VIEW GAMMER 85 USA12346837 BON VIEW GAMMER 233 USA11901123 TE MANIA NORMAN N48(AI)(ET) VTMN48 TE MANIA QUO Q288 VTMQ288 TE MANIA MOONGARRA M215(AI)(ET) VTM215 Dam: TE MANIA BARUNAH X194(AI)(ET) VTMX194 V D A R NEW TREND 315 USA315 TE MANIA R409(AI)(ET) VTMR409 TE MANIA BARUNAH K134+90(AI)(ET) VTMK134+90

Notes: Estimated Joining Sire CARABAR DOCKLANDS D62

Table with columns for ANGUS GROUP BREEDPLAN EBVs JUNE 2015 and \$INDEX VALUES. Rows include EBV, ACC, and EXPECTED AVERAGE PROGENY VALUE.

LOT 58 WELCOME SWALLOW DESIGN ALLIANCE 458N D236(APR)(AI) AMFU NHFU CAFU DDF IDENTIFIER: CMAD236 BIRTH DATE: 19/09/2008 REGISTER: APR

B/R NEW DESIGN 036 USA036 BON VIEW NEW DESIGN 1407 USA1407 BON VIEW PRIDE 664 USA12139985 Sire: SITZ NEW DESIGN 458N USA14474596 SITZ TRAVELER 9929 USA9929 SITZ ELLUNAS ELITE 3308 USA13028479 SITZ ELLUNAS ELITE 2872 USA11720423 SITZ ALLIANCE 6595 USA6595 KMK ALLIANCE 6595 I87 USA13346328 G A R EXT 916 USA12921677 Dam: WELCOME SWALLOW ALLIANCE B180(APR)(AI) CMAB180 TE MANIA VICEROY V342 VTMV342 WELCOME SWALLOW Y42(APR)(AI) CMAV42 WELCOME SWALLOW V23 CMAV23

Notes: Estimated Joining Sire CARABAR DOCKLANDS D62

Table with columns for ANGUS GROUP BREEDPLAN EBVs JUNE 2015 and \$INDEX VALUES. Rows include EBV, ACC, and EXPECTED AVERAGE PROGENY VALUE.

LOT 59 WELCOME SWALLOW BOOMTIME THEO W29 D221 (APR)(AI) AM1%, NH8%, CAFU, DDFU IDENTIFIER: CMAD221 BIRTH DATE: 16/09/2008 REGISTER: APR

N BAR EMULATION EXT USAU23 LEACHMAN RIGHT TIME USA2700 LEACHMAN ERICA 0025 USA11382472 Sire: LEACHMAN BOOM TIME USA13361440 PARAMONT AMBUSH 2172 USA2172 LEACHMAN BURGESS 5004 USA12335791 LEACHMAN BURGESS 3013 USA11947083 B/R NEW DESIGN 036 USA036 BOOROOMOOKA THEO T030(AI) NGMT30 BOOROOMOOKA QUAIN T Q34 NGMG34 Dam: WELCOME SWALLOW W29(APR)(AI) CMAW29 TEHAMA 5204 TRAV 641 USA641 WELCOME SWALLOW U52(APR)(AI) CMAU52 VICTOREE BETTY M8(APR) VVWM8

Notes: Estimated Joining Sire CARABAR DOCKLANDS D62

Table with columns for ANGUS GROUP BREEDPLAN EBVs JUNE 2015 and \$INDEX VALUES. Rows include EBV, ACC, and EXPECTED AVERAGE PROGENY VALUE.

LOT 60 WELCOME SWALLOW BOOMTIME D206(APR)(AI) AMFU, NHFU, CAFU, DDFU IDENTIFIER: CMAD206 BIRTH DATE: 04/09/2008 REGISTER: APR

N BAR EMULATION EXT USAU23 LEACHMAN RIGHT TIME USA2700 LEACHMAN ERICA 0025 USA11382472 Sire: LEACHMAN BOOM TIME USA13361440 PARAMONT AMBUSH 2172 USA2172 LEACHMAN BURGESS 5004 USA12335791 LEACHMAN BURGESS 3013 USA11947083 SCOTCH CAP USA14 TE MANIA KIRKMAN+90(AI)(ET) VTMK254+90 TE MANIA BARWON E102(AI) VTM102+85 Dam: ICM UPWARD W20(AI) BICW20 CAMPBELL FARMS RYAN R524(AI)(ET) VVXR524 ICM UPWARD U261 (APR) BICU261 ICM P11 (APR)(AI) BICP11

Notes: Estimated Joining Sire CARABAR DOCKLANDS D62

Table with columns for ANGUS GROUP BREEDPLAN EBVs JUNE 2015 and \$INDEX VALUES. Rows include EBV, ACC, and EXPECTED AVERAGE PROGENY VALUE.

LOT 61 WELCOME SWALLOW BOOMTIME D189(APR)(AI) AMFU, NHFU, CA2%, DD1% IDENTIFIER: CMAD189 BIRTH DATE: 29/08/2008 REGISTER: APR

N BAR EMULATION EXT USAU23 LEACHMAN RIGHT TIME USA2700 LEACHMAN ERICA 0025 USA11382472 Sire: LEACHMAN BOOM TIME USA13361440 PARAMONT AMBUSH 2172 USA2172 LEACHMAN BURGESS 5004 USA12335791 LEACHMAN BURGESS 3013 USA11947083 BUTCHS MAXIMUM 3130 USA3130 YTHANBRAE BUTCHS MAX U311(AI) VLYU311 YTHANBRAE N32(AI) VLYN32 Dam: ICM URSEL Y37(APR) BICY37 VICTOREE RAZZAMATAZZ R146(AI)(ET) VVWR146 ICM U206(APR) BICU206 ICM N11 (APR) BICN1

Notes: Estimated Joining Sire CARABAR DOCKLANDS D62

Table with columns for ANGUS GROUP BREEDPLAN EBVs JUNE 2015 and \$INDEX VALUES. Rows include EBV, ACC, and EXPECTED AVERAGE PROGENY VALUE.

LOT 62 WELCOME SWALLOW ALLIANCE THEO D19 CM D19 (APR)(AI)(ET) AMFU, NHFU, CAFU, DDFU IDENTIFIER: CMAD19 BIRTH DATE: 28/03/2008 REGISTER: APR

SITZ TRAVELER 8180 USA8180 SITZ ALLIANCE 6595 USA6595 SITZ BARBARAMERE JET 2698 USA2698 Sire: KMK ALLIANCE 6595 I87 USA13346328 N BAR EMULATION EXT USAU23 G A R EXT 916 USA12921677 G A R BANDO 338 USA338 B/R NEW DESIGN 036 USA036 BOOROOMOOKA THEO T030(AI) NGMT30 BOOROOMOOKA QUAIN T Q34 NGMG34 Dam: WELCOME SWALLOW X13 (APR)(AI) CMAX13 WELCOME SWALLOW BRAVEHEART R17 (APR)(AI) CMAR17 WELCOME SWALLOW U30 CMAU30 WELCOME SWALLOW P8 (APR) CMAP8

Notes: Estimated Joining Sire CARABAR DOCKLANDS D62

Table with columns for ANGUS GROUP BREEDPLAN EBVs JUNE 2015 and \$INDEX VALUES. Rows include EBV, ACC, and EXPECTED AVERAGE PROGENY VALUE.

LOT 63 WELCOME SWALLOW LEADER C245 AMF, NHF, CAC, DD7% IDENTIFIER: CMAC245 BIRTH DATE: 04/10/2007 REGISTER: HBR

G A R PRECISION 1680 USA1680 C A FUTURE DIRECTION 5321 USA5321 C A MISS POWER FIX 308 USA12054694 Sire: WELCOME SWALLOW LEADER A13 (AI) CMAA13 TE MANIA UNDERGRADUATE U359(AI)(ET) VTMU359 TE MANIA LOWAN X136 VTMX136 TE MANIA LOWAN V47(AI)(ET) VTMV47 BON VIEW BANDO 598 USA598 S A F 598 BANDO 5175 USA5175 S A F ROYAL LASS 1002 USA1002 Dam: WELCOME SWALLOW BANDO DESIGN A70(AI)(ET) CMAA70 B/R NEW DESIGN 036 USA036 TE MANIA BARWON X142(AI)(ET) VTMX142 TE MANIA BARWON P87(AI)(ET) VTMP87

Notes: Estimated Joining Sire CARABAR DOCKLANDS D62

Table with columns for ANGUS GROUP BREEDPLAN EBVs JUNE 2015 and \$INDEX VALUES. Rows include EBV, ACC, and EXPECTED AVERAGE PROGENY VALUE.

LOT 64 WELCOME SWALLOW CONNECTION C222 (APR)(AI) AMF, NHFU, CAFU, DDFU IDENTIFIER: CMAC222 BIRTH DATE: 26/09/2007 REGISTER: APR

G A R PRECISION 1680 USA1680 C A FUTURE DIRECTION 5321 USA5321 C A MISS POWER FIX 308 USA12054694 Sire: ARDOSSAN CONNECTION X15(AI)(ET) NAQX15 SUMMITCREST SCOTCH CAP OB45 USAOB45 ARDOSSAN WILCOOLA V9(AI) NAQV9 ARDOSSAN WILCOOLA T75(AI) NAQT75 N BAR EMULATION EXT USAU23 G A R EXPECTATION 4915 USA12548568 G A R TRAVELER 2421 USA11647241 Dam: ICM USHER Y46 (APR)(AI) BICY46 CAMPBELL FARMS REDMOND R527(AI)(ET) VVXR527 ICM U129 (APR) BICU129 ICM S207 (APR)(AI) BICS207

Notes: Estimated Joining Sire CARABAR DOCKLANDS D62

Table with columns for ANGUS GROUP BREEDPLAN EBVs JUNE 2015 and \$INDEX VALUES. Rows include EBV, ACC, and EXPECTED AVERAGE PROGENY VALUE.

LOT 65 WELCOME SWALLOW BOOMTIME C158(AI) AMFU, NHFU, CAFU, DD9%

IDENTIFIER: CMA158 BIRTH DATE: 02/09/2007 REGISTER: HBR

N BAR EMULATION EXT USAU23 LEACHMAN RIGHT TIME USA2700 LEACHMAN ERICA 0025 USA11382472 Sire: LEACHMAN BOOM TIME USA13361440 PARAMONT AMBUSH 2172 USA2172 LEACHMAN BURGESS 5004 USA12335791 LEACHMAN BURGESS 3013 USA11947083 V D A R NEW TREND 315 USA315 B/R NEW DESIGN 036 USA036 B/R BLACKCAP EMPRESS 76 USA76 Dam: TE MANIA BARWON X172(AI)(ET) VTMX172 SCOTCH CAP USA14 TE MANIA BARWON P87(AI)(ET) VTM87 TE MANIA BARWON E102(AI) VTM102+85

Notes: Estimated Joining Sire CARABAR DOCKLANDS D62

Table with columns for ANGUS GROUP BREEDPLAN EBVs JUNE 2015 and \$INDEX VALUES. Rows include EBV, ACC, and EXPECTED AVERAGE PROGENY VALUE.

LOT 66 WELCOME SWALLOW ALLIANCE 036 A84(AI) AMFU, NHFU, CAFU, DDF

IDENTIFIER: CMAA84 BIRTH DATE: 06/09/2005 REGISTER: HBR

SITZ TRAVELER 8180 USA8180 SITZ ALLIANCE 6595 USA6595 SITZ BARBARAMERE JET 2698 USA2698 Sire: KMK ALLIANCE 6595 187 USA13346328 N BAR EMULATION EXT USAU23 G A R EXT 916 USA12921677 G A R BANDO 338 USA338 V D A R NEW TREND 315 USA315 B/R NEW DESIGN 036 USA036 B/R BLACKCAP EMPRESS 76 USA76 Dam: TE MANIA BARWON X172(AI)(ET) VTMX172 SCOTCH CAP USA14 TE MANIA BARWON P87(AI)(ET) VTM87 TE MANIA BARWON E102(AI) VTM102+85

Notes: Estimated Joining Sire CARABAR DOCKLANDS D62

Table with columns for ANGUS GROUP BREEDPLAN EBVs JUNE 2015 and \$INDEX VALUES. Rows include EBV, ACC, and EXPECTED AVERAGE PROGENY VALUE.

LOT 67 WELCOME SWALLOW DYNAMITE J24(AI)(ET) AMFU, NHFU, CAFU, DDFU

IDENTIFIER: CMAJ24 BIRTH DATE: 30/04/2013 REGISTER: HBR

JAUER 353 TRAVELER 589 27 USA12476755 BALDRIDGE KABOOM K243 KCF USA13987017 PLEASANTA OF CONANGA 736 USA12886335 Sire: MOHNEN DYNAMITE 1356 USA15585939 CLEARWATER PAF SEVILLE 1977 USA13024422 MOHNEN JILT 910 USA13620692 MOHNEN JILT 143 USA11964495 S A V 8180 TRAVELER 004 USA13512009 S A V NET WORTH 4200 USA14739204 S A V MAY 2410 USA14140883 Dam: WELCOME SWALLOW MIRREN C186(AI)(ET) CMA186 B/R NEW DESIGN 036 USA036 TE MANIA MOONGARA X8(AI)(ET) VTMX8 TE MANIA MOONGARA R225 VTMR225

Notes: Estimated Joining Sire CARABAR DOCKLANDS D62 Al'ed 31/10/2014 = estimated calving date 10/08/2014. Please note also Al'ed to CARABAR DOCKLANDS 20/11/2014 & BASIN EXCITEMENT 10/12/2014

Table with columns for ANGUS GROUP BREEDPLAN EBVs JUNE 2015 and \$INDEX VALUES. Rows include EBV, ACC, and EXPECTED AVERAGE PROGENY VALUE.

LOT 68 WELCOME SWALLOW ON TIME J52(APR)(AI)(ET) AMFU, NHFU, CAFU, DDFU

IDENTIFIER: CMAJ52 BIRTH DATE: 26/05/2013 REGISTER: APR

PAPA EQUATOR 2928 USA2928 BT EQUATOR 395M USA14237157 RM BLACK MAGIC 7574 E A R USA11279411 Sire: BOOROOMOOKA ON TIME D105(AI) NGMD105 Dam: WELCOME SWALLOW Z62 FORESIGHT D136(AI)(ET) CMA136 HYLINERIGHT TIME 338(ET) USA13058662 BOOROOMOOKA WUBU B31(AI) NGMB31 BOOROOMOOKA WUBU W467(AI) NGMW467 PAPA FORTE 1921 USA1921 WOODHILL FORESIGHT USA13936986 BON VIEW GAMMER 85 USA12346837 HAZELDEAN RENAISSANCE R13(AI) NHZR13 WELCOME SWALLOW Z62(APR)(AI) CMAZ62 WELCOME SWALLOW X13(APR)(AI) CMAX13

Notes: Estimated Joining Sire CARABAR DOCKLANDS D62

Table with columns for ANGUS GROUP BREEDPLAN EBVs JUNE 2015 and \$INDEX VALUES. Rows include EBV, ACC, and EXPECTED AVERAGE PROGENY VALUE.

LOT 69 WELCOME SWALLOW MARATHON J174(APR)(AI) AMFU, NHFU, CAFU, DD11%

IDENTIFIER: CMAJ174 BIRTH DATE: 14/08/2013 REGISTER: APR

C F RIGHT DESIGN 1802 USA14116881 SUMMITCREST COMPLETE 1P55 USA14850409 SUMMITCREST ELBA 1M17 USA14226637 Sire: KM BROKEN BOW 002 USA16764044 BASIN AMBUSH 8161 USA13866016 SUMMITCREST PRINCESS OP12 USA14786779 SUMMITCREST PRINCESS 2J10 USA13387684 TE MANIA YORKSHIRE Y437(AI) VTM437 TE MANIA BERKLEY B1(AI) VTB1 TE MANIA LOWAN Z53(AI)(ET) VTMZ53 Dam: WELCOME SWALLOW BERKLEY G18(APR)(AI) CMA18 SITZ NEW DESIGN 458N USA14474596 WELCOME SWALLOW DESIGN 458N D145(APR)(AI) CMA145 WELCOME SWALLOW ROYAL MISS B130(AI) CMA130

Notes: The first Broken Bow daughter out of a Berkley daughter - TOP 5% for ABI, Domestic & Heavy Grass Indexes. Estimated Joining Sire CARABAR DOCKLANDS D62

Table with columns for ANGUS GROUP BREEDPLAN EBVs JUNE 2015 and \$INDEX VALUES. Rows include EBV, ACC, and EXPECTED AVERAGE PROGENY VALUE.

LOT 70 WELCOME SWALLOW MARATHON J248(APR)(AI) AMFU, NHFU, CAFU, DDFU

IDENTIFIER: CMAJ248 BIRTH DATE: 24/08/2013 REGISTER: APR

C F RIGHT DESIGN 1802 USA14116881 SUMMITCREST COMPLETE 1P55 USA14850409 SUMMITCREST ELBA 1M17 USA14226637 Sire: KM BROKEN BOW 002 USA16764044 BASIN AMBUSH 8161 USA13866016 SUMMITCREST PRINCESS OP12 USA14786779 SUMMITCREST PRINCESS 2J10 USA13387684 LEACHMAN RIGHT TIME USA2700 LEACHMAN BOOM TIME USA13361440 LEACHMAN BURGESS 5004 USA12335791 G A R EXPECTATION 4915 USA12548568 ICM UNIVERSAL Y41(AI) BICY41 ICM U131(APR) BICU131

Notes: Estimated Joining Sire CARABAR DOCKLANDS D62

Table with columns for ANGUS GROUP BREEDPLAN EBVs JUNE 2015 and \$INDEX VALUES. Rows include EBV, ACC, and EXPECTED AVERAGE PROGENY VALUE.

LOT 71 WELCOME SWALLOW MARATHON J251(APR)(AI) AMFU, NHFU, CAFU, DD17%

IDENTIFIER: CMAJ251 BIRTH DATE: 24/08/2013 REGISTER: APR

C F RIGHT DESIGN 1802 USA14116881 SUMMITCREST COMPLETE 1P55 USA14850409 SUMMITCREST ELBA 1M17 USA14226637 Sire: KM BROKEN BOW 002 USA16764044 BASIN AMBUSH 8161 USA13866016 SUMMITCREST PRINCESS OP12 USA14786779 SUMMITCREST PRINCESS 2J10 USA13387684 BALDRIDGE KABOOM K243 KCF USA13987017 MOHNEN DYNAMITE 1356 USA15585939 MOHNEN JILT 910 USA13620692 Dam: WELCOME SWALLOW BOOM PRINCESS E121(APR)(AI)(ET) CMAE121 DUNOON REAGAN R093(AI)(ET) BHR093 WELCOME SWALLOW X7(APR)(AI) CMAX7 WELCOME SWALLOW PRINCESS NIGEL 528 CMA528

Notes: Estimated Joining Sire CARABAR DOCKLANDS D62

Table with columns for ANGUS GROUP BREEDPLAN EBVs JUNE 2015 and \$INDEX VALUES. Rows include EBV, ACC, and EXPECTED AVERAGE PROGENY VALUE.

LOT 72 WELCOME SWALLOW MARATHON J252(AI) AMFU, NHFU, CAFU, DDFU

IDENTIFIER: CMAJ252 BIRTH DATE: 24/08/2013 REGISTER: HBR

C F RIGHT DESIGN 1802 USA14116881 SUMMITCREST COMPLETE 1P55 USA14850409 SUMMITCREST ELBA 1M17 USA14226637 Sire: KM BROKEN BOW 002 USA16764044 BASIN AMBUSH 8161 USA13866016 SUMMITCREST PRINCESS OP12 USA14786779 SUMMITCREST PRINCESS 2J10 USA13387684 C R A BEXTOR 872 5205 608 USA13009379 TC ABERDEEN 759 USA15840414 TC BLACKBIRD 4034 USA14844785 Dam: WELCOME SWALLOW ABERDEEN A51 F361(AI)(ET) CMAF361 S A F 598 BANDO 5175 USA5175 WELCOME SWALLOW BANDO CREEK A51(AI)(ET) CMAA51 KENNY'S CREEK BARA W65(AI) NDIV65

Notes: Estimated Joining Sire CARABAR DOCKLANDS D62

Table with columns for ANGUS GROUP BREEDPLAN EBVs JUNE 2015 and \$INDEX VALUES. Rows include EBV, ACC, and EXPECTED AVERAGE PROGENY VALUE.

LOT 73 WELCOME SWALLOW MARATHON J253(APR)(AI) AMFU, NHFU, CAFU, DD8% IDENTIFIER: CMAJ253 BIRTH DATE: 24/08/2013 REGISTER: APR

C F RIGHT DESIGN 1802 USA14116881 HYLINE RIGHT TIME 338(ET) USA13058662
SUMMITCREST COMPLETE 1P55 USA14850409 K C F BENNETT PERFORMER USA14885809
SUMMITCREST ELBA 1M17 USA14226637 K C F MISS 589 L182 USA13852823
Sire: KM BROKEN BOW 002 USA16764044 Dam: WELCOME SWALLOW PERFORMER F291(APR)(AI) CMAF291
BASIN AMBUSH 8161 USA13866016 TE MANIA SHEEN S155(AI)(ET) VTM5155
SUMMITCREST PRINCESS OP12 USA14786779 WELCOME SWALLOW Y55(APR)(AI) CMAF55
SUMMITCREST PRINCESS 2J10 USA13387684 WELCOME SWALLOW W26(AI) CMAW26

Notes: Estimated Joining Sire CARABAR DOCKLANDS D62

Table with columns: ANGUS GROUP BREEDPLAN EBVs JUNE 2015, \$INDEX VALUES, CE-Dir, CE-Dtr, GL, BW, 200, 400, 600, MCWT, Milk, SS, DTC, CWT, EMA, Rib, Rump, RBY%, IMF%, ANGUS BREEDING, DOM, HEAVY GRAIN, HEAVY GRASS. Values include +1.3, +2.1, -3.9, +2.0, +44, +74, +95, +84, +16, +2.1, -4.4, +57, +5.9, +0.6, +0.2, +0.7, +1.1, \$99, \$103, \$92, \$103.

LOT 74 WELCOME SWALLOW MARATHON J255(APR)(AI) AMFU, NHFU, CAFU, DDFU IDENTIFIER: CMAJ255 BIRTH DATE: 25/08/2013 REGISTER: APR

C F RIGHT DESIGN 1802 USA14116881 BALDRIDGE KABOOM K243 KCF USA13987017
SUMMITCREST COMPLETE 1P55 USA14850409 MOHNEN DYNAMITE 1356 USA15585939
SUMMITCREST ELBA 1M17 USA14226637 MOHNEN JILT 910 USA13620692
Sire: KM BROKEN BOW 002 USA16764044 Dam: WELCOME SWALLOW DYNAMITE E120(APR)(AI) CMAE120
BASIN AMBUSH 8161 USA13866016 GARDENS HIGHMARK USA13047487
SUMMITCREST PRINCESS OP12 USA14786779 WELCOME SWALLOW HIGHMARK C125(AI) CMAC125
SUMMITCREST PRINCESS 2J10 USA13387684 WELCOME SWALLOW X31(APR)(AI) CMAX31

Notes: Estimated Joining Sire CARABAR DOCKLANDS D62

Table with columns: ANGUS GROUP BREEDPLAN EBVs JUNE 2015, \$INDEX VALUES, CE-Dir, CE-Dtr, GL, BW, 200, 400, 600, MCWT, Milk, SS, DTC, CWT, EMA, Rib, Rump, RBY%, IMF%, ANGUS BREEDING, DOM, HEAVY GRAIN, HEAVY GRASS. Values include +0.2, +0.6, -4.9, +2.1, +48, +84, +103, +89, +17, +2.3, - , +65, +6.5, +0.4, +0.1, +0.6, +1.6, \$105, \$109, \$101, \$107.

LOT 75 WELCOME SWALLOW MARATHON J261 (APR)(AI) AMFU, NHFU, CAFU, DD25% IDENTIFIER: CMAJ261 BIRTH DATE: 08/08/2013 REGISTER: APR

C F RIGHT DESIGN 1802 USA14116881 SITZ ALLIANCE 6595 USA6595
SUMMITCREST COMPLETE 1P55 USA14850409 K C F BENNETT TOTAL USA13687063
SUMMITCREST ELBA 1M17 USA14226637 EXT OF CONANGA 6790 USA12797613
Sire: KM BROKEN BOW 002 USA16764044 Dam: WELCOME SWALLOW TOTAL PRINCESS E149(APR)(AI)(ET) CMAE149
BASIN AMBUSH 8161 USA13866016 DUNOON REAGAN R093(AI)(ET) BHRR093
SUMMITCREST PRINCESS OP12 USA14786779 WELCOME SWALLOW X7(APR)(AI) CMAX7
SUMMITCREST PRINCESS 2J10 USA13387684 WELCOME SWALLOW PRINCESS NIGEL S28 CMA528

Notes: Estimated Joining Sire CARABAR DOCKLANDS D62

Table with columns: ANGUS GROUP BREEDPLAN EBVs JUNE 2015, \$INDEX VALUES, CE-Dir, CE-Dtr, GL, BW, 200, 400, 600, MCWT, Milk, SS, DTC, CWT, EMA, Rib, Rump, RBY%, IMF%, ANGUS BREEDING, DOM, HEAVY GRAIN, HEAVY GRASS. Values include +2.9, +2.7, -4.1, +1.9, +45, +80, +107, +96, +17, +1.5, -4.0, +65, +4.4, +0.6, +0.1, -0.3, +1.4, \$104, \$102, \$101, \$107.

LOT 76 WELCOME SWALLOW SQUAW J266(AI) AMFU, NHFU, CAFU, DDFU IDENTIFIER: CMAJ266 BIRTH DATE: 25/08/2013 REGISTER: HBR

C F RIGHT DESIGN 1802 USA14116881 BOYD NEW DAY 8005 USA13050780
SUMMITCREST COMPLETE 1P55 USA14850409 MOHNEN DAY AHEAD 144 USA14848339
SUMMITCREST ELBA 1M17 USA14226637 MOHNEN JILT 910 USA13620692
Sire: KM BROKEN BOW 002 USA16764044 Dam: WELCOME SWALLOW DAY AHEAD D27 CMA27(AI) CMA27
BASIN AMBUSH 8161 USA13866016 KMK ALLIANCE 6595 I87 USA13346328
SUMMITCREST PRINCESS OP12 USA14786779 WELCOME SWALLOW UNION B36(AI) CMA26
SUMMITCREST PRINCESS 2J10 USA13387684 TE MANIA JAPARA X619(AI) VTMX619

Notes: Estimated Joining Sire CARABAR DOCKLANDS D62

Table with columns: ANGUS GROUP BREEDPLAN EBVs JUNE 2015, \$INDEX VALUES, CE-Dir, CE-Dtr, GL, BW, 200, 400, 600, MCWT, Milk, SS, DTC, CWT, EMA, Rib, Rump, RBY%, IMF%, ANGUS BREEDING, DOM, HEAVY GRAIN, HEAVY GRASS. Values include +2.1, +1.8, -5.1, +2.8, +50, +90, +117, +107, +17, +1.8, - , +71, +4.5, -0.3, -1.1, +0.5, +1.3, \$112, \$111, \$112, \$113.

LOT 77 WELCOME SWALLOW WESTWARD J298(APR)(AI) AMFU, NHFU, CAFU, DD7% IDENTIFIER: CMAJ298 BIRTH DATE: 30/08/2013 REGISTER: APR

B/R NEW DESIGN 036 USA036 BOYD NEW DAY 8005 USA13050780
G A R PREDESTINED USA1395344 MOHNEN DAY AHEAD 144 USA14848339
G A R EXT 4206 USA12716727 MOHNEN JILT 910 USA13620692
Sire: WERNER WESTWARD 357 USA15738589 Dam: WELCOME SWALLOW DAY AHEAD D214(APR)(AI) CMA214
C A FUTURE DIRECTION 5321 USA5321 ICM EXPECTATION Y47(AI) BICY47
BFF EVERELDA ENTENSE 4015 USA14685275 ICM B136 BICB136
THREE TREES EVERELDA C27F USA13159316 ICM UNITY Y30(APR) BICY30

Notes: Estimated Joining Sire CARABAR DOCKLANDS D62

Table with columns: ANGUS GROUP BREEDPLAN EBVs JUNE 2015, \$INDEX VALUES, CE-Dir, CE-Dtr, GL, BW, 200, 400, 600, MCWT, Milk, SS, DTC, CWT, EMA, Rib, Rump, RBY%, IMF%, ANGUS BREEDING, DOM, HEAVY GRAIN, HEAVY GRASS. Values include +1.8, +1.6, -1.2, +5.3, +43, +80, +111, +94, +15, +1.5, -3.9, +59, +2.2, 0.0, +0.1, +0.2, +1.7, \$113, \$105, \$117, \$111.

LOT 78 WELCOME SWALLOW ABERDEEN J335(AI) AMFU, NHFU, CAFU, DDFU IDENTIFIER: CMAJ335 BIRTH DATE: 10/09/2013 REGISTER: HBR

B A R EXT TRAVELER 205 USA5205 BALDRIDGE KABOOM K243 KCF USA13987017
C R A BEXTOR 872 5205 608 USA13009379 CONNEALY THUNDER USA15148659
CRA LADY JAYE 608 498 S EASY USA12559297 PARKA OF CONANGA 241 USA13948273
Sire: TC ABERDEEN 759 USA15840414 Dam: WELCOME SWALLOW THUNDER JILT E278(AI)(ET) CMAE278
BON VIEW NEW DESIGN 208 USA208 CLEARWATER PAF SEVILLE 1977 USA13024422
TC BLACKBIRD 4034 USA14844785 MOHNEN JILT 910 USA13620692
TC BLACKBIRD 1013 USA13976427 MOHNEN JILT 143 USA11964495

Notes: A Jilt 910 granddaughter by TC Aberdeeen. Estimated Joining Sire CARABAR DOCKLANDS D62

Table with columns: ANGUS GROUP BREEDPLAN EBVs JUNE 2015, \$INDEX VALUES, CE-Dir, CE-Dtr, GL, BW, 200, 400, 600, MCWT, Milk, SS, DTC, CWT, EMA, Rib, Rump, RBY%, IMF%, ANGUS BREEDING, DOM, HEAVY GRAIN, HEAVY GRASS. Values include +3.2, +3.4, -7.3, +2.2, +40, +77, +95, +68, +22, +1.5, -1.5, +52, +8.1, +0.4, 0.0, +1.7, +0.8, \$102, \$111, \$91, \$108.

LOT 79 WELCOME SWALLOW BOOM C240 J701 (AI)(ET) AMFU, NHFU, CAFU, DDFU IDENTIFIER: CMAJ701 BIRTH DATE: 06/01/2013 REGISTER: HBR

JAUER 353 TRAVELER 589 27 USA12476755 S A V 8180 TRAVELER 004 USA13512009
BALDRIDGE KABOOM K243 KCF USA13987017 S A V NET WORTH 4200 USA14739204
PLEASANTA OF CONANGA 736 USA12886335 S A V MAY 2410 USA14140883
Sire: MOHNEN DYNAMITE 1356 USA15585939 Dam: WELCOME SWALLOW MIRREN C240(RAR)(AI)(ET) CMA240
CLEARWATER PAF SEVILLE 1977 USA13024422 C A FUTURE DIRECTION 5321 USA5321
MOHNEN JILT 910 USA13620692 TE MANIA MITTAGONG X153(AI)(ET) VTMX153
MOHNEN JILT 143 USA11964495 TE MANIA MITTAGONG R383(AI)(ET) VTMR383

Notes: Estimated Joining Sire CARABAR DOCKLANDS D62

Table with columns: ANGUS GROUP BREEDPLAN EBVs JUNE 2015, \$INDEX VALUES, CE-Dir, CE-Dtr, GL, BW, 200, 400, 600, MCWT, Milk, SS, DTC, CWT, EMA, Rib, Rump, RBY%, IMF%, ANGUS BREEDING, DOM, HEAVY GRAIN, HEAVY GRASS. Values include +0.5, +0.6, -5.3, +4.5, +44, +79, +108, +102, +13, +1.5, -2.0, +60, +3.8, +0.3, -0.1, +0.4, +1.0, \$95, \$96, \$89, \$99.

LOT 80 WELCOME SWALLOW DYNAMITE B122 J743(AI)(ET) AMFU, NHFU, CA1%, DDFU IDENTIFIER: CMAJ743 BIRTH DATE: 07/09/2013 REGISTER: HBR

JAUER 353 TRAVELER 589 27 USA12476755 SITZ ALLIANCE 6595 USA6595
BALDRIDGE KABOOM K243 KCF USA13987017 KMK ALLIANCE 6595 I87 USA13346328
PLEASANTA OF CONANGA 736 USA12886335 G A R EXT 916 USA12921677
Sire: MOHNEN DYNAMITE 1356 USA15585939 Dam: WELCOME SWALLOW ALLIANCE B122(AI) CMA212
CLEARWATER PAF SEVILLE 1977 USA13024422 TE MANIA QUO Q288 VTMQ288
MOHNEN JILT 910 USA13620692 TE MANIA WARGOONA X796 VTMX796
MOHNEN JILT 143 USA11964495 TE MANIA WARGOONA R252(ACR) VTMR252

Notes: Estimated Joining Sire CARABAR DOCKLANDS D62

Table with columns: ANGUS GROUP BREEDPLAN EBVs JUNE 2015, \$INDEX VALUES, CE-Dir, CE-Dtr, GL, BW, 200, 400, 600, MCWT, Milk, SS, DTC, CWT, EMA, Rib, Rump, RBY%, IMF%, ANGUS BREEDING, DOM, HEAVY GRAIN, HEAVY GRASS. Values include -7.1, -3.2, -3.6, +7.3, +56, +100, +137, +134, +8, +1.8, -0.8, +79, +3.1, -0.5, -0.9, +0.6, +0.7, \$93, \$91, \$88, \$98.

LOT 81 **WELCOME SWALLOW BANDO 9074 C136(APR)(AI)** AMFU, NHFU, CAFU, DDF IDENTIFIER: CMA136 BIRTH DATE: 30/08/2007 REGISTER: APR

BON VIEW BANDO 598 USA598
S A F 598 BANDO 5175 USA5175
S A F ROYAL LASS 1002 USA1002
Sire: **LT 598 BANDO 9074 USA9074**
MILL COULEE TIME TRAVELER 02 USA11470588
MILL COULEE BARBARA K323 USAK323
MILL COULEE BARBARA K018 USAK018

TE MANIA KERP K207+90(AI) VTMK207+90
DUNOON REAGAN R093(AI)(ET) BHRRO93
TE MANIA BEEAC L145+91(AI)(ET) VTML145+91
Sire: **WELCOME SWALLOW X7(APR)(AI) CMAX7**
WELCOME SWALLOW NELSON Q20(APR) CMAQ20
WELCOME SWALLOW PRINCESS NIGEL S28 CMA528
WELCOME SWALLOW P14(APR) CMAP14

Notes: Estimated Joining Sire WELCOME SWALLOW TEXAS H429

ANGUS GROUP BREEDPLAN EBVs JUNE 2015																	\$INDEX VALUES				
EBV	CE-Dir	CE-Dtr	GL	BW	200	400	600	MCWT	Milk	SS	DTC	CWT	EMA	Rib	Rump	RBY%	IMF%	ANGUS BREEDING	DOM	HEAVY GRAIN	HEAVY GRASS
	-1.5	+1.4	-3.2	+7.3	+58	+106	+143	+140	+14	+2.1	-4.7	+79	+0.4	-0.8	-0.6	-0.3	+1.6	\$123	\$110	\$133	\$120
ACC	67%	60%	88%	85%	80%	80%	81%	83%	77%	72%	56%	72%	66%	69%	68%	65%	65%				
EXPECTED AVERAGE PROGENY VALUE																					
EBV	0.1	2	-4.4	6.3	51	93	123	120	12	2.1	-	68	2.3	-0.5	0.2	0.1	1.2	\$112	\$107	\$113	\$112

LOT 82 **4 x EMBRYOS** *Please note Bids taken will be per Embryo IDENTIFIER: CMA49 BIRTH DATE: 21/08/2011 REGISTER: APR

ELLINGSON IDENTITY 9104 USA16413257
*
WELCOME SWALLOW BANDO 9074 C136(APR)(AI) CMA136

C R A BEXTOR 872 5205 608 USA13009379
Sire: TC ABERDEEN 759 USA15840414
TC BLACKBIRD 4034 USA14844785
ELLINGSON IDENTITY 9104 USA16413257
WULFFS EXT 6106 USA6106
Dam: EA QUEEN DOLLY 7813 USA15888099
EA QUEEN DOLLY 5029 USA15178367

S A F 598 BANDO 5175 USA5175
Sire: LT 598 BANDO 9074 USA9074
MILL COULEE BARBARA K323 USAK323
WELCOME SWALLOW BANDO 9074 C136(APR)(AI) CMA136
DUNOON REAGAN R093(AI)(ET) BHRRO93
Dam: WELCOME SWALLOW X7(APR)(AI) CMAX7
WELCOME SWALLOW PRINCESS NIGEL S28 CMA528

ANGUS GROUP BREEDPLAN EBVs JUNE 2015																	\$INDEX VALUES				
EBV	CE-Dir	CE-Dtr	GL	BW	200	400	600	MCWT	Milk	SS	DTC	CWT	EMA	Rib	Rump	RBY%	IMF%	ANGUS BREEDING	DOM	HEAVY GRAIN	HEAVY GRASS
	-1.2	2.4	-3.8	5.5	54	98	131	119	18	1.4	-3.5	72	4.8	0.1	0.1	0.3	1.7	\$122	\$112	\$127	\$121
ACC	60%	53%	86%	78%	73%	73%	76%	75%	67%	65%	52%	66%	65%	70%	68%	65%	64%				
EXPECTED AVERAGE PROGENY VALUE																					
EBV	3.8	3.7	-4.1	3.5	43	80	104	81	16	1	-4.9	61	7.2	0.2	0	0.6	2.5	\$130	\$120	\$141	\$124

LOT 83 **4 x EMBRYOS** *Please note Bids taken will be per Embryo IDENTIFIER: CMAH212 BIRTH DATE: 12/08/2012 REGISTER: HBR

ELLINGSON IDENTITY 9104 USA16413257
*
WELCOME SWALLOW BANDO 9074 C136(APR)(AI) CMA136

C R A BEXTOR 872 5205 608 USA13009379
Sire: TC ABERDEEN 759 USA15840414
TC BLACKBIRD 4034 USA14844785
ELLINGSON IDENTITY 9104 USA16413257
WULFFS EXT 6106 USA6106
Dam: EA QUEEN DOLLY 7813 USA15888099
EA QUEEN DOLLY 5029 USA15178367

S A F 598 BANDO 5175 USA5175
Sire: LT 598 BANDO 9074 USA9074
MILL COULEE BARBARA K323 USAK323
WELCOME SWALLOW BANDO 9074 C136(APR)(AI) CMA136
DUNOON REAGAN R093(AI)(ET) BHRRO93
Dam: WELCOME SWALLOW X7(APR)(AI) CMAX7
WELCOME SWALLOW PRINCESS NIGEL S28 CMA528

ANGUS GROUP BREEDPLAN EBVs JUNE 2015																	\$INDEX VALUES				
EBV	CE-Dir	CE-Dtr	GL	BW	200	400	600	MCWT	Milk	SS	DTC	CWT	EMA	Rib	Rump	RBY%	IMF%	ANGUS BREEDING	DOM	HEAVY GRAIN	HEAVY GRASS
	-1.2	2.4	-3.8	5.5	54	98	131	119	18	1.4	-3.5	72	4.8	0.1	0.1	0.3	1.7	\$122	\$112	\$127	\$121
ACC	58%	52%	86%	76%	71%	71%	74%	71%	60%	59%	51%	65%	63%	68%	67%	63%	63%				
EXPECTED AVERAGE PROGENY VALUE																					
EBV	4.8	4.8	-5.1	2.4	44	80	112	101	20	1.2	-5.1	59	7	0.5	0.7	0.3	2.5	\$133	\$116	\$144	\$126

LOT 84 **3 x EMBRYOS** *Please note Bids taken will be per Embryo IDENTIFIER: CMAH217 BIRTH DATE: 13/08/2012 REGISTER: HBR

ELLINGSON IDENTITY 9104 USA16413257
*
WELCOME SWALLOW BANDO 9074 C136(APR)(AI) CMA136

C R A BEXTOR 872 5205 608 USA13009379
Sire: TC ABERDEEN 759 USA15840414
TC BLACKBIRD 4034 USA14844785
ELLINGSON IDENTITY 9104 USA16413257
WULFFS EXT 6106 USA6106
Dam: EA QUEEN DOLLY 7813 USA15888099
EA QUEEN DOLLY 5029 USA15178367

S A F 598 BANDO 5175 USA5175
Sire: LT 598 BANDO 9074 USA9074
MILL COULEE BARBARA K323 USAK323
WELCOME SWALLOW BANDO 9074 C136(APR)(AI) CMA136
DUNOON REAGAN R093(AI)(ET) BHRRO93
Dam: WELCOME SWALLOW X7(APR)(AI) CMAX7
WELCOME SWALLOW PRINCESS NIGEL S28 CMA528

ANGUS GROUP BREEDPLAN EBVs JUNE 2015																	\$INDEX VALUES				
EBV	CE-Dir	CE-Dtr	GL	BW	200	400	600	MCWT	Milk	SS	DTC	CWT	EMA	Rib	Rump	RBY%	IMF%	ANGUS BREEDING	DOM	HEAVY GRAIN	HEAVY GRASS
	-1.2	2.4	-3.8	5.5	54	98	131	119	18	1.4	-3.5	72	4.8	0.1	0.1	0.3	1.7	\$122	\$112	\$127	\$121
ACC	59%	54%	86%	76%	71%	72%	75%	77%	64%	59%	53%	65%	63%	68%	66%	63%	63%				
EXPECTED AVERAGE PROGENY VALUE																					
EBV	3.8	4.1	-4.7	2.7	45	79	104	70	20	1.4	-6.3	56	5.6	1.8	2.5	-0.6	2.6	\$130	\$117	\$137	\$126

LOT 85 **4 x EMBRYOS** *Please note Bids taken will be per Embryo

SYDGEN BLACK PEARL 2006 USA17236055
*
WELCOME SWALLOW BANDO 9074 C136(APR)(AI) CMA136

SCR PROMISE 4042 USA14851313
Sire: SYDGEN TRUST 6228 USA15354674
SYDGEN FOREVER LADY 4413(ET) USA14682938
SYDGEN BLACK PEARL 2006 USA17236055
CONNELLY FORWARD USA15491633
Dam: SYDGEN ANITA 8611 USA16214508
THREE TREES ANITA 5133 USA14966290

S A F 598 BANDO 5175 USA5175
Sire: LT 598 BANDO 9074 USA9074
MILL COULEE BARBARA K323 USAK323
WELCOME SWALLOW BANDO 9074 C136(APR)(AI) CMA136
DUNOON REAGAN R093(AI)(ET) BHRRO93
Dam: WELCOME SWALLOW X7(APR)(AI) CMAX7
WELCOME SWALLOW PRINCESS NIGEL S28 CMA528

ANGUS GROUP BREEDPLAN EBVs JUNE 2015																	\$INDEX VALUES				
EBV	CE-Dir	CE-Dtr	GL	BW	200	400	600	MCWT	Milk	SS	DTC	CWT	EMA	Rib	Rump	RBY%	IMF%	ANGUS BREEDING	DOM	HEAVY GRAIN	HEAVY GRASS
	-0.8	1.8	-4.2	4.8	54	96	126	111	17	1.2	-	72	4.1	-0.6	-1	0.4	1.4	\$120	\$113	\$124	\$118
ACC	67%	60%	88%	85%	80%	80%	81%	83%	77%	72%	56%	72%	66%	69%	68%	65%	65%				
EXPECTED AVERAGE PROGENY VALUE																					
EBV	0.1	2	-4.4	6.3	51	93	123	120	12	2.1	-	68	2.3	-0.5	0.2	0.1	1.2	\$112	\$107	\$113	\$112

LOT 86 **WELCOME SWALLOW G49(APR)(AI)** AM33%, NH3%, CA1%, DDF IDENTIFIER: CMAH212 BIRTH DATE: 12/08/2012 REGISTER: HBR

WELCOME SWALLOW G49(APR)(AI) AM33%, NH3%, CA1%, DDF

S A F FOCUS OF E R USA6163
TE MANIA YORKSHIRE Y437(AI) VTM437
TE MANIA LOWAN U275(AI)(ET) VTMU275
Sire: **TE MANIA BERKLEY B1(AI) VTMB1**
KENNY'S CREEK SANDY S15(AI) NDIS15
TE MANIA LOWAN Z53(AI)(ET) VTMZ53
TE MANIA LOWAN V129(ACR)(AI)(ET) VTMV129

C A FUTURE DIRECTION 5321 USA5321
BOYD BEEF MAKER 3069 USA3069
BOYD FOREVER LADY 7120 USA12978556
Sire: **WELCOME SWALLOW BEEFMAKER D18 CMA18(APR)(AI) CMA18**
BOOROOMOOKA THEO T030(AI) NGMT30
WELCOME SWALLOW X5(APR)(AI) CMAX5
WELCOME SWALLOW U55(AI) CMAU55

Notes: A Berkley x Beefmaker combo with POWERFUL EBV's placing her in the Top 5% for ALL Indexes. Estimated Joining Sire WERNER WESTWARD 357

ANGUS GROUP BREEDPLAN EBVs JUNE 2015																	\$INDEX VALUES				
EBV	CE-Dir	CE-Dtr	GL	BW	200	400	600	MCWT	Milk	SS	DTC	CWT	EMA	Rib	Rump	RBY%	IMF%	ANGUS BREEDING	DOM	HEAVY GRAIN	HEAVY GRASS
	+3.0	+3.0	-5.7	+4.2	+47	+85	+109	+104	+11	+1.8	-5.9	+68	+7.6	-0.8	-1.1	+0.8	+2.5	\$133	\$122	\$149	\$124
ACC	60%	53%	86%	78%	73%	73%	76%	75%	67%	65%	52%	66%	65%	70%	68%	65%	64%				
EXPECTED AVERAGE PROGENY VALUE																					
EBV	3.8	3.7	-4.1	3.5	43	80	104	81	16	1	-4.9	61	7.2	0.2	0	0.6	2.5	\$130	\$120	\$141	\$124

LOT 87 **WELCOME SWALLOW BERKLEY H212(AI)** AMFU, NHFU, CAFU, DD3% IDENTIFIER: CMAH217 BIRTH DATE: 13/08/2012 REGISTER: HBR

WELCOME SWALLOW BERKLEY H212(AI) AMFU, NHFU, CAFU, DD3%

S A F FOCUS OF E R USA6163
TE MANIA YORKSHIRE Y437(AI) VTM437
TE MANIA LOWAN U275(AI)(ET) VTMU275
Sire: **TE MANIA BERKLEY B1(AI) VTMB1**
KENNY'S CREEK SANDY S15(AI) NDIS15
TE MANIA LOWAN Z53(AI)(ET) VTMZ53
TE MANIA LOWAN V129(ACR)(AI)(ET) VTMV129

C R A BEXTOR 872 5205 608 USA13009379
Sire: TC ABERDEEN 759 USA15840414
TC BLACKBIRD 4034 USA14844785
WELCOME SWALLOW ABERDEEN F160(AI) CMAF160
SITZ NEW DESIGN 458N USA14474596
WELCOME SWALLOW D132(AI) CMA132
WELCOME SWALLOW MISS FOCUS B106(AI) CMA8106

Notes: Another Berkley x Aberdeen combination - TOP 5% for the ABI, Heavy Grain & Grass Indexes. Estimated Joining Sire WERNER WESTWARD 357

ANGUS GROUP BREEDPLAN EBVs JUNE 2015																	\$INDEX VALUES				
EBV	CE-Dir	CE-Dtr	GL	BW	200	400	600	MCWT	Milk	SS	DTC	CWT	EMA	Rib	Rump	RBY%	IMF%	ANGUS BREEDING	DOM	HEAVY GRAIN	HEAVY GRASS
	+5.3	+5.1	-7.8	+1.6	+47	+83	+119	+118	+18	+2.1	-6.3	+61	+7.2	-0.1	+0.3	+0.2	+2.4	\$138	\$117	\$152	\$131
ACC	58%	52%	86%	76%	71%	71%	74%	71%	60%	59%	51%	65%	63%	68%	67%	63%	63%				
EXPECTED AVERAGE PROGENY VALUE																					
EBV	4.8	4.8	-5.1	2.4	44	80	112	101	20	1.2	-5.1	59	7	0.5	0.7	0.3	2.5	\$133	\$116	\$144	\$126

LOT 88 **WELCOME SWALLOW BERKLEY H217(AI)** AMFU, NHFU, CAFU, DD5% IDENTIFIER: CMAH217 BIRTH DATE: 13/08/2012 REGISTER: HBR

WELCOME SWALLOW BERKLEY H217(AI) AMFU, NHFU, CAFU, DD5%

S A F FOCUS OF E R USA6163
TE MANIA YORKSHIRE Y437(AI) VTM437
TE MANIA LOWAN U275(AI)(ET) VTMU275
Sire: **TE MANIA BERKLEY B1(AI) VTMB1**
KENNY'S CREEK SANDY S15(AI) NDIS15
TE MANIA LOWAN Z53(AI)(ET) VTMZ53
TE MANIA LOWAN V129(ACR)(AI)(ET) VTMV129

HYLINE RIGHT TIME 338(ET) USA13058662
K C F BENNETT PERFORMER USA14885809
K C F MISS 589 L182 USA13852823
Sire: **WELCOME SWALLOW PERFORMER F334(AI) CMAF334**
LEACHMAN BOOM TIME USA13361440
WELCOME SWALLOW BOOMTIME C176(AI) CMA176
ICM FLOWER Z73(AI) BICZ73

Notes: Another Berkley x Performer combination with powerful EBV's placing her in the TOP 5 % for the ABI & Heavy grass Index. Estimated Joining Sire WERNER WESTWARD 357

ANGUS GROUP BREEDPLAN EBVs JUNE 2015																	\$INDEX VALUES				
EBV	CE-Dir	CE-Dtr	GL	BW	200	400	600	MCWT	Milk	SS	DTC	CWT	EMA	Rib	Rump	RBY%	IMF%	ANGUS BREEDING	DOM	HEAVY GRAIN	HEAVY GRASS
	+3.1	+3.7	-7.1	+2.7	+49	+83	+108	+83	+18	+2.6	-8.5	+60	+4.2	+2.2	+3.7	-1.6	+2.5	\$131	\$115	\$135	\$126
ACC	59%	54%	86%	76%	71%	72%	75%	77%	64%	59%	53%	65%	63%	68%	66%	63%	63%				
EXPECTED AVERAGE PROGENY VALUE																					
EBV	3.8	4.1	-4.7	2.7	45	79	104	70	20	1.4	-6.3	56	5.6	1.8	2.5	-0.6	2.6	\$130	\$117	\$137	\$126


LOT 89  **WELCOME SWALLOW BERKLEY H223(APR)(AI)** AMFU, NHFU, CAFU, DD50% IDENTIFIER: CMAH223
BIRTH DATE: 13/08/2012
REGISTER: APR

S A F FOCUS OF E R USA6163
TE MANIA YORKSHIRE Y437(AI) VTM437
TE MANIA LOWAN U275(AI)(ET) VTMU275
Sire: TE MANIA BERKLEY B1(AI) VTMB1
KENNY'S CREEK SANDY S15(AI) NDIS15
TE MANIA LOWAN Z53(AI)(ET) VTMZ53
TE MANIA LOWAN V129(ACR)(AI)(ET) VTMV129

C R A BEXTOR 872 5205 608 USA13009379
TC ABERDEEN 759 USA15840414
TC BLACKBIRD 4034 USA14844785
Dam: WELCOME SWALLOW ABERDEEN X7 F300(APR)(AI)(ET) CMAF300
DUNOON REAGAN R093(AI)(ET) BHRR093
WELCOME SWALLOW X7(APR)(AI) CMAX7
WELCOME SWALLOW PRINCESS NIGEL S28 CMA528

Notes: A stand out Berkley x Aberdeen combo with powerful EBV's - TOP 5% for ALL Indexes. Estimated Joining Sire WERNER WESTWARD 357

ANGUS GROUP BREEDPLAN EBVs JUNE 2015																	\$INDEX VALUES				
CE-Dir	CE-Dtr	GL	BW	200	400	600	MCWT	Milk	SS	DTC	CWT	EMA	Rib	Rump	RBV%	IMF%	ANGUS BREEDING	DOM	HEAVY GRAIN	HEAVY GRASS	
+4.5	+5.4	-7.6	+3.2	+48	+91	+118	+124	+14	+1.8	-7.2	+66	+5.3	-0.1	+0.6	+0.2	+1.7	\$135	\$121	\$144	\$129	
ACC	59%	54%	85%	76%	72%	71%	75%	77%	64%	60%	51%	65%	62%	67%	66%	63%	62%				
EXPECTED AVERAGE PROGENY VALUE																					
EBV	4.5	4.9	-5.1	3	44	83	109	91	18	1	-5.6	60	6.1	0.5	0.9	0.3	2.2	\$131	\$120	\$139	\$126


LOT 90  **WELCOME SWALLOW PERFORMER H289(APR)(AI)** AMFU NHFU CAFU DDFU IDENTIFIER: CMAH289
BIRTH DATE: 21/08/2012
REGISTER: APR

LEACHMAN RIGHT TIME USA2700
HYLINE RIGHT TIME 338(ET) USA13058662
HYLINE PRIDE 265(ET) USA265
Sire: K C F BENNETT PERFORMER USA14885809
JAUER 353 TRAVELER 589 27 USA12476755
K C F MISS 589 1182 USA13852823
C S U MISS AMBUSH 5193 USA12320001

BALDRIDGE KABOOM K243 KCF USA13987017
MOHNEN DYNAMITE 1356 USA15585939
MOHNEN JLT 910 USA13620692
Dam: WELCOME SWALLOW BOOM PRINCESS E126(APR)(AI) CMAE126
LT 598 BANDO 9074 USA9074
WELCOME SWALLOW BANDO 9074 C136(APR)(AI) CMA136
WELCOME SWALLOW X7(APR)(AI) CMAX7

Notes: Estimated Joining Sire WERNER WESTWARD 357

ANGUS GROUP BREEDPLAN EBVs JUNE 2015																	\$INDEX VALUES				
CE-Dir	CE-Dtr	GL	BW	200	400	600	MCWT	Milk	SS	DTC	CWT	EMA	Rib	Rump	RBV%	IMF%	ANGUS BREEDING	DOM	HEAVY GRAIN	HEAVY GRASS	
-1.0	+0.9	-5.7	+5.2	+51	+88	+120	+114	+14	+2.5	-3.1	+69	+3.6	+1.1	+1.2	+0.5	+0.7	\$104	\$101	\$97	\$109	
ACC	59%	53%	86%	77%	72%	72%	75%	77%	64%	60%	49%	65%	63%	68%	66%	63%	62%				
EXPECTED AVERAGE PROGENY VALUE																					
EBV	1.7	2.7	-4.1	4	46	82	110	86	18	1.4	-3.8	61	5.3	1.2	1.2	0.4	1.8	\$118	\$111	\$119	\$118

LOT 91  **WELCOME SWALLOW BERKLEY H292(AI)** AMFU, NHFU, CAFU, DDFU IDENTIFIER: CMAH292
BIRTH DATE: 01/09/2012
REGISTER: HBR

S A F FOCUS OF E R USA6163
TE MANIA YORKSHIRE Y437(AI) VTM437
TE MANIA LOWAN U275(AI)(ET) VTMU275
Sire: TE MANIA BERKLEY B1(AI) VTMB1
KENNY'S CREEK SANDY S15(AI) NDIS15
TE MANIA LOWAN Z53(AI)(ET) VTMZ53
TE MANIA LOWAN V129(ACR)(AI)(ET) VTMV129

LEACHMAN RIGHT TIME USA2700
LEACHMAN BOOM TIME USA13361440
LEACHMAN BURGESS 5004 USA12335791
Dam: WELCOME SWALLOW D15(AI) CMAD15
HIDDEN VALLEY EXISTENCE X18(AI)(ET) SEWX18
WELCOME SWALLOW SHY GIRL A19 CMAA19
TE MANIA BARWON X166(AI)(ET) VTMX166

Notes: A Berkley x Boomtime daughter with balanced EBV's placing her in the TOP 5% for the ABI & Heavy Grain Indexes. Estimated Joining Sire WERNER WESTWARD 357

ANGUS GROUP BREEDPLAN EBVs JUNE 2015																	\$INDEX VALUES				
CE-Dir	CE-Dtr	GL	BW	200	400	600	MCWT	Milk	SS	DTC	CWT	EMA	Rib	Rump	RBV%	IMF%	ANGUS BREEDING	DOM	HEAVY GRAIN	HEAVY GRASS	
+2.5	+3.5	-6.4	+4.0	+51	+82	+112	+124	+13	+1.9	-8.4	+68	+4.2	0.0	+0.5	-0.7	+2.5	\$127	\$110	\$141	\$118	
ACC	59%	54%	85%	77%	72%	72%	75%	77%	64%	61%	53%	66%	63%	68%	67%	64%	63%				
EXPECTED AVERAGE PROGENY VALUE																					
EBV	3.5	4	-4.4	3.4	46	79	106	91	17	1.1	-6.2	61	5.6	0.6	0.9	-0.2	2.5	\$128	\$114	\$138	\$122

LOT 92  **WELCOME SWALLOW UPSTART H312(AI)** AMFU, NHFU, CAFU, DDFU IDENTIFIER: CMAH312
BIRTH DATE: 23/08/2012
REGISTER: HBR

CONNELY ONWARD USA14216491
SITZ UPWARD 307R USA14963730
SITZ HENRIETTA PRIDE 81M USA14087650
Sire: EXAR UPSHOT 0562B USA16541214
ISU IMAGING Q 9111(ET) USA13567604
EXAR BARBARA T020 USA15932534
LCC MC HENRY BARBAR MG382 USA14218437

S A F FOCUS OF E R USA6163
WOODHILL ADMIRAL 77K USA13712447
WOODHILL LASS 344-1178(ET) USA13173314
Dam: WELCOME SWALLOW ADMIRAL JLT E271(AI)(ET) CMAE271
CLEARWATER PAF SEVILLE 1977 USA13024422
MOHNEN JLT 910 USA13620692
MOHNEN JLT 143 USA11964495

Notes: A Jilt 910 granddaughter by Upshot with a powerful spread of EBV's - TOP 5% for the Domestic Index. Estimated Joining Sire WERNER WESTWARD 357

ANGUS GROUP BREEDPLAN EBVs JUNE 2015																	\$INDEX VALUES				
CE-Dir	CE-Dtr	GL	BW	200	400	600	MCWT	Milk	SS	DTC	CWT	EMA	Rib	Rump	RBV%	IMF%	ANGUS BREEDING	DOM	HEAVY GRAIN	HEAVY GRASS	
+0.3	-1.1	-4.6	+5.1	+50	+92	+114	+91	+18	+2.4	-	+68	+4.2	-0.2	-0.2	+1.2	+1.0	\$118	\$116	\$117	\$117	
ACC	52%	40%	85%	75%	69%	68%	70%	74%	57%	58%	-	59%	52%	55%	52%	49%	51%				
EXPECTED AVERAGE PROGENY VALUE																					
EBV	2.3	1.7	-3.5	3.9	45	84	107	75	20	1.3	-	61	5.6	0.5	0.4	0.8	1.9	\$123	\$117	\$127	\$121

LOT 93 **WELCOME SWALLOW A241 H331(AI)** AMFU, NHFU, CAFU, DDFU IDENTIFIER: CMAH331
BIRTH DATE: 25/08/2012
REGISTER: HBR

PAPA POWER 096 USA096
PAPA EQUATOR 2928 USA2928
PAPA ENVOIOUS BLACKBIRD 8849 USA8849
Sire: ARDROSSAN EQUATOR A241(AI)(ET) NAQA241
B/R NEW DIMENSION 7127 USA7127
ARDROSSAN PRINCESS W38(AI)(ET) NAQW38
ARDROSSAN PRINCESS U24(AI)(ET) NAQU24

LEACHMAN RIGHT TIME USA2700
LEACHMAN BOOM TIME USA13361440
LEACHMAN BURGESS 5004 USA12335791
Dam: WELCOME SWALLOW BOOMTIME E248(AI) CMAE248
KMK ALLIANCE 6595 187 USA13346328
WELCOME SWALLOW ALLIANCE 036 A84(AI) CMAA84
TE MANIA BARWON X172(AI)(ET) VTMX172

Notes: Estimated Joining Sire WERNER WESTWARD 357

ANGUS GROUP BREEDPLAN EBVs JUNE 2015																	\$INDEX VALUES				
CE-Dir	CE-Dtr	GL	BW	200	400	600	MCWT	Milk	SS	DTC	CWT	EMA	Rib	Rump	RBV%	IMF%	ANGUS BREEDING	DOM	HEAVY GRAIN	HEAVY GRASS	
-1.1	+0.8	-2.8	+3.2	+48	+89	+113	+92	+22	+1.9	-4.6	+78	+3.7	-0.9	-1.4	+0.2	+1.7	\$107	\$106	\$109	\$106	
ACC	59%	54%	86%	76%	71%	71%	72%	76%	63%	60%	52%	64%	58%	60%	60%	58%	57%				
EXPECTED AVERAGE PROGENY VALUE																					
EBV	1.7	2.6	-2.5	2.9	44	82	106	74	22	1.1	-3.8	64	5.7	0.2	-0.2	0.4	2.2	\$116	\$112	\$121	\$115

LOT 94  **WELCOME SWALLOW BERKLEY H350(APR)(AI)** AMFU, NH2%, CAFU, DDFU IDENTIFIER: CMAH350
BIRTH DATE: 01/09/2012
REGISTER: APR

S A F FOCUS OF E R USA6163
TE MANIA YORKSHIRE Y437(AI) VTM437
TE MANIA LOWAN U275(AI)(ET) VTMU275
Sire: TE MANIA BERKLEY B1(AI) VTMB1
KENNY'S CREEK SANDY S15(AI) NDIS15
TE MANIA LOWAN Z53(AI)(ET) VTMZ53
TE MANIA LOWAN V129(ACR)(AI)(ET) VTMV129

BALDRIDGE KABOOM K243 KCF USA13987017
MOHNEN DYNAMITE 1356 USA15585939
MOHNEN JLT 910 USA13620692
Dam: WELCOME SWALLOW DYNAMITE F158(APR)(AI) CMAF158
KMK ALLIANCE 6595 187 USA13346328
WELCOME SWALLOW ALLIANCE A110(AI) CMAA110
WELCOME SWALLOW X5(APR)(AI) CMAX5

Notes: A Berkley x Dynamite combination - TOP 5% for ABI, Domestic & Heavy Grass Indexes. Estimated Joining Sire WERNER WESTWARD 357

ANGUS GROUP BREEDPLAN EBVs JUNE 2015																	\$INDEX VALUES				
CE-Dir	CE-Dtr	GL	BW	200	400	600	MCWT	Milk	SS	DTC	CWT	EMA	Rib	Rump	RBV%	IMF%	ANGUS BREEDING	DOM	HEAVY GRAIN	HEAVY GRASS	
+2.4	+3.4	-8.2	+4.9	+49	+92	+122	+129	+9	+2.1	-6.7	+72	+3.8	-0.2	-0.1	+0.5	+1.2	\$129	\$117	\$137	\$125	
ACC	58%	52%	70%	76%	71%	71%	75%	77%	62%	59%	51%	65%	63%	68%	66%	63%	63%				
EXPECTED AVERAGE PROGENY VALUE																					
EBV	3.5	3.9	-5.3	3.8	45	84	111	93	15	1.2	-5.3	63	5.3	0.5	0.5	0.4	1.9	\$128	\$118	\$136	\$124

LOT 95  **WELCOME SWALLOW BERKLEY H351(AI)** AMFU, NHFU, CAFU, DDFU IDENTIFIER: CMAH351
BIRTH DATE: 01/09/2012
REGISTER: HBR

S A F FOCUS OF E R USA6163
TE MANIA YORKSHIRE Y437(AI) VTM437
TE MANIA LOWAN U275(AI)(ET) VTMU275
Sire: TE MANIA BERKLEY B1(AI) VTMB1
KENNY'S CREEK SANDY S15(AI) NDIS15
TE MANIA LOWAN Z53(AI)(ET) VTMZ53
TE MANIA LOWAN V129(ACR)(AI)(ET) VTMV129

TE MANIA UNLIMITED U3271(AI)(ET) VTMU3271
TE MANIA INFINITY 04 379 AB NZE04379
TE MANIA 95102 NZE95102
Dam: WELCOME SWALLOW INFINITY F248(AI) CMAF248
LEACHMAN BOOM TIME USA13361440
WELCOME SWALLOW BOOMTIME D135(AI) CMAD135
TE MANIA LOWAN X69(AI)(ET) VTMX69

Notes: A Berkley Infinity combination with a great EBV spread - TOP 5% for ALL INDEXES! Estimated Joining Sire WERNER WESTWARD 357

ANGUS GROUP BREEDPLAN EBVs JUNE 2015																	\$INDEX VALUES				
CE-Dir	CE-Dtr	GL	BW	200	400	600	MCWT	Milk	SS	DTC	CWT	EMA	Rib	Rump	RBV%	IMF%	ANGUS BREEDING	DOM	HEAVY GRAIN	HEAVY GRASS	
+1.8	+2.3	-6.3	+4.0	+48	+87	+114	+118	+13	+2.5	-8.4	+68	+4.6	-0.6	+0.2	-0.4	+2.8	\$136	\$117	\$155	\$124	
ACC	59%	54%	70%	76%	72%	72%	75%	77%	64%	59%	54%	65%	63%	68%	67%	64%	63%				
EXPECTED AVERAGE PROGENY VALUE																					
EBV	3.1	3.4	-4.3	3.4	44	81	107	88	17	1.4	-6.1	60	5.8	0.4	0.7	0	2.7	\$131	\$118	\$144	\$124

LOT 96 **WELCOME SWALLOW ABERDEEN F224(AI)** AMFU, NHFU, CAFU, DDFU IDENTIFIER: CMAF224
BIRTH DATE: 02/09/2010
REGISTER: HBR

B A R EXT TRAVELER 205 USA5205
C R A BEXTOR 872 5205 608 USA13009379
CRA LADY JAYE 608 498 S EASY USA12559297
Sire: TC ABERDEEN 759 USA15840414
BON VIEW NEW DESIGN 208 USA208
TC BLACKBIRD 4034 USA14844785
TC BLACKBIRD 1013 USA13976427

S A F 598 BANDO 5175 USA5175
LT 598 BANDO 9074 USA9074
MILL COULEE BARBARA K323 USAK323
Dam: WELCOME SWALLOW BANDO 9074 D219(AI)(ET) CMAD219
J L B EXACTO 416 USA12223258
TE MANIA LOWAN X53(AI)(ET) VTMX53
TE MANIA LOWAN R426(AI)(ET) VTMR426

Notes: Estimated Joining Sire WERNER WESTWARD 357

ANGUS GROUP BREEDPLAN EBVs JUNE 2015																	\$INDEX VALUES				
CE-Dir	CE-Dtr	GL	BW	200	400	600	MCWT	Milk	SS	DTC	CWT	EMA	Rib	Rump	RBV%	IMF%	ANGUS BREEDING	DOM	HEAVY GRAIN	HEAVY GRASS	
-0.2	+0.5	-2.1	+3.2	+40	+73	+88	+58	+21	+1.3	-3.7	+48	+8.8	-0.5	-1.0	+2.1	+0.9	\$99	\$108	\$91	\$103	
ACC	60%	51%	87%	79%	74%	74%	78%	78%	69%	61%	45%	66%	64%	70%	68%	64%	64%				
EXPECTED AVERAGE PROGENY VALUE																					
EBV	2.1	2.5	-2.3	3	40	74	94	58	21	0.7	-3.8	52	7.7	0.4	0.1	1.2	1.8	\$113	\$113	\$113	\$113

LOT 97 WELCOME SWALLOW PERFORMER F214(APR)(AI) AMFU, NH3%, CAFU, DDFU
 IDENTIFIER: CMAF214 BIRTH DATE: 01/09/2010 REGISTER: APR

LEACHMAN RIGHT TIME USA2700
 HYLINE RIGHT TIME 338(ET) USA13058662
 HYLINE PRIDE 265(ET) USA265
Sire: K C F BENNETT PERFORMER USA14885809
 JAUER 353 TRAVELER 589 27 USA12476755
 K C F MISS 589 1182 USA13852823
 C S U MISS AMBUSH 5193 USA12320001

SITZ ALLIANCE 6595 USA6595
 KMK ALLIANCE 6595 187 USA13346328
 G A R EXT 916 USA12921677
Dam: WELCOME SWALLOW ALLIANCE A121(APR)(AI) CMAA121
 BOOROOMOOKA THEO T030(AI) NGMT30
 WELCOME SWALLOW X33(APR)(AI) CMAX33
 WELCOME SWALLOW U24(AI) CMAU24

Notes: Estimated Joining Sire WERNER WESTWARD 357

ANGUS GROUP BREEDPLAN EBVs JUNE 2015																	\$INDEX VALUES			
CE-Dir	CE-Dtr	GL	BW	200	400	600	MCWT	Milk	SS	DTC	CWT	EMA	Rib	Rump	RBV%	IMF%	ANGUS BREEDING	DOM	HEAVY GRAIN	HEAVY GRASS
-4.1	-1.8	-3.3	+5.6	+49	+83	+114	+103	+19	+3.0	-3.6	+69	+5.3	+2.3	+2.1	0.0	+1.3	\$97	\$92	\$91	\$101
ACC	60%	53%	87%	79%	74%	77%	78%	70%	67%	51%	67%	65%	70%	69%	65%	64%				
EXPECTED AVERAGE PROGENY VALUE																				
EBV	0.2	1.3	-2.8	4.2	45	79	108	81	20	1.6	-3.8	60	6.3	1.8	1.7	0.3	\$115	\$106	\$117	\$114

LOT 98 WELCOME SWALLOW DYNAMITE F208(APR)(AI) AMFU, NHFU, CAFU, DD8%
 IDENTIFIER: CMAF208 BIRTH DATE: 01/09/2010 REGISTER: APR

JAUER 353 TRAVELER 589 27 USA12476755
 BALDRIDGE KABOOM K243 KCF USA13987017
 PLEASANTA OF CONANGA 736 USA12886335
Sire: MOHNEN DYNAMITE 1356 USA15585939
 CLEARWATER PAF SEVILLE 1977 USA13024422
 MOHNEN JILT 910 USA13620692
 MOHNEN JILT 143 USA11964495

B/R NEW DESIGN 036 USA036
 MERRIC RIVERS NEW DESIGN T14(AI) NXJT149
 MERRIC RIVERS Q4(AI)(ET) NXJQ4
Dam: WELCOME SWALLOW W11(APR)(AI) CMAW11
 VICTOREE RUTHERGLEN R318(AI)(ET) VVWR318
 WELCOME SWALLOW U34(APR) CMAU34
 WELCOME SWALLOW LADY LEVIATHAN S12(APR)(AI) CMA512

Notes: Estimated Joining Sire WERNER WESTWARD 357

ANGUS GROUP BREEDPLAN EBVs JUNE 2015																	\$INDEX VALUES			
CE-Dir	CE-Dtr	GL	BW	200	400	600	MCWT	Milk	SS	DTC	CWT	EMA	Rib	Rump	RBV%	IMF%	ANGUS BREEDING	DOM	HEAVY GRAIN	HEAVY GRASS
+2.2	+0.4	-4.3	+3.0	+40	+76	+97	+75	+9	+1.7	-0.5	+54	+5.4	-0.6	-1.1	+1.6	+1.0	\$97	\$106	\$91	\$103
ACC	58%	51%	86%	77%	73%	76%	72%	66%	64%	48%	65%	64%	69%	67%	64%	63%				
EXPECTED AVERAGE PROGENY VALUE																				
EBV	3.3	2.4	-3.3	2.9	40	76	99	67	15	1	-2.3	54	6	0.3	0	1	\$112	\$112	\$113	\$113

LOT 99 WELCOME SWALLOW INFINITY F200(APR)(AI) AMFU, NHFU, CA2%, DDFU
 IDENTIFIER: CMAF200 BIRTH DATE: 01/09/2010 REGISTER: APR

B/R NEW DESIGN 036 USA036
 TE MANIA UNLIMITED U3271(AI)(ET) VTMU3271
 TE MANIA LOWAN R426(AI)(ET) VTMR426
Sire: TE MANIA INFINITY 04 379 AB NZE04379
 TE MANIA PRINCE 153-93 NZE153-93
 TE MANIA 95102 NZE95102
 TE MANIA 92F006 AB NZE92F006

PAPA FORTE 1921 USA1921
 WOODHILL FORESIGHT USA13936986
 BON VIEW GAMMER 85 USA12346837
Dam: WELCOME SWALLOW FORESIGHT D268(RAR)(AI) CMA268
 B T ULTRAVOX 297E USA297E
 ICM ZENA Z93(APR)(AI) BICZ93
 ICM S234(APR) BICS234

Notes: Estimated Joining Sire WERNER WESTWARD 357

ANGUS GROUP BREEDPLAN EBVs JUNE 2015																	\$INDEX VALUES			
CE-Dir	CE-Dtr	GL	BW	200	400	600	MCWT	Milk	SS	DTC	CWT	EMA	Rib	Rump	RBV%	IMF%	ANGUS BREEDING	DOM	HEAVY GRAIN	HEAVY GRASS
-5.1	-6.5	-2.0	+4.6	+37	+69	+88	+84	+12	+2.2	-5.5	+48	+1.1	-0.2	+0.5	-1.1	+2.0	\$74	\$76	\$73	\$73
ACC	60%	55%	87%	78%	73%	76%	78%	68%	65%	54%	66%	65%	69%	68%	65%	64%				
EXPECTED AVERAGE PROGENY VALUE																				
EBV	-0.3	-1	-2.2	3.8	39	73	97	73	17	1.3	-4.6	50	4.1	0.5	0.9	-0.2	\$104	\$99	\$107	\$101

LOT 100 WELCOME SWALLOW INFINITY F159(APR)(AI) AMFU, NHFU, CAFU, DD7%
 IDENTIFIER: CMAF159 BIRTH DATE: 28/08/2010 REGISTER: APR

B/R NEW DESIGN 036 USA036
 TE MANIA UNLIMITED U3271(AI)(ET) VTMU3271
 TE MANIA LOWAN R426(AI)(ET) VTMR426
Sire: TE MANIA INFINITY 04 379 AB NZE04379
 TE MANIA PRINCE 153-93 NZE153-93
 TE MANIA 95102 NZE95102
 TE MANIA 92F006 AB NZE92F006

LEACHMAN RIGHT TIME USA2700
 LEACHMAN BOOM TIME USA13361440
 LEACHMAN BURGESS 5004 USA12335791
Dam: WELCOME SWALLOW BOOMTIME REAGAN D278(AI) CMA278
 DUNOON REAGAN R093(AI)(ET) BHRR093
 WELCOME SWALLOW X38(AI) CMAX38
 WELCOME SWALLOW T48(AI) CMA48

Notes: Estimated Joining Sire WERNER WESTWARD 357

ANGUS GROUP BREEDPLAN EBVs JUNE 2015																	\$INDEX VALUES			
CE-Dir	CE-Dtr	GL	BW	200	400	600	MCWT	Milk	SS	DTC	CWT	EMA	Rib	Rump	RBV%	IMF%	ANGUS BREEDING	DOM	HEAVY GRAIN	HEAVY GRASS
-1.6	-0.7	-3.4	+2.6	+34	+64	+76	+76	+9	+1.2	-6.6	+48	+1.7	+0.3	+0.9	-1.3	+1.8	\$78	\$84	\$74	\$78
ACC	60%	56%	87%	78%	73%	76%	78%	69%	63%	55%	66%	65%	69%	68%	65%	64%				
EXPECTED AVERAGE PROGENY VALUE																				
EBV	1.4	1.9	-2.9	2.7	37	70	88	67	15	0.7	-5.2	49	4.5	0.9	1.1	-0.3	\$103	\$102	\$104	\$102

LOT 101 WELCOME SWALLOW SPARK E289(APR)(AI) AMFU, NH7%, CAF, DD2%
 IDENTIFIER: CMAE289 BIRTH DATE: 23/09/2009 REGISTER: APR

JAUER 353 TRAVELER 589 27 USA12476755
 BALDRIDGE KABOOM K243 KCF USA13987017
 PLEASANTA OF CONANGA 736 USA12886335
Sire: MOHNEN DYNAMITE 1356 USA15585939
 CLEARWATER PAF SEVILLE 1977 USA13024422
 MOHNEN JILT 910 USA13620692
 MOHNEN JILT 143 USA11964495

ARDROSSAN MODEST W37(AI) NAOW37
 WELCOME SWALLOW Z79(APR)(AI) CMAZ79
 WELCOME SWALLOW X35(AI) CMAX35
Dam: WELCOME SWALLOW MODEST C223(APR) CMA223
 TE MANIA UNFREEZE U397(AI)(ET) VTMU397
 TE MANIA BARUNAH X828 VTMX828
 TE MANIA BARUNAH U476(AI)(ET) VTMU476

Notes: Estimated Joining Sire WERNER WESTWARD 357

ANGUS GROUP BREEDPLAN EBVs JUNE 2015																	\$INDEX VALUES			
CE-Dir	CE-Dtr	GL	BW	200	400	600	MCWT	Milk	SS	DTC	CWT	EMA	Rib	Rump	RBV%	IMF%	ANGUS BREEDING	DOM	HEAVY GRAIN	HEAVY GRASS
-0.2	-2.6	-3.4	+4.3	+42	+81	+112	+74	+11	+2.2	+0.2	+58	-0.4	-0.2	0.0	-0.7	+1.7	\$90	\$91	\$85	\$95
ACC	58%	49%	87%	77%	73%	76%	77%	69%	65%	45%	65%	63%	67%	66%	62%	61%				
EXPECTED AVERAGE PROGENY VALUE																				
EBV	2.1	0.9	-2.9	3.5	41	78	106	66	16	1.2	-1.9	56	3.2	0.5	0.6	-0.2	\$109	\$105	\$111	\$110

LOT 102 WELCOME SWALLOW BOOM PRINCESS E126(APR)(AI) AMFU, NHFU, CAFU, DDFU
 IDENTIFIER: CMAE126 BIRTH DATE: 29/08/2009 REGISTER: APR

JAUER 353 TRAVELER 589 27 USA12476755
 BALDRIDGE KABOOM K243 KCF USA13987017
 PLEASANTA OF CONANGA 736 USA12886335
Sire: MOHNEN DYNAMITE 1356 USA15585939
 CLEARWATER PAF SEVILLE 1977 USA13024422
 MOHNEN JILT 910 USA13620692
 MOHNEN JILT 143 USA11964495

S A F 598 BANDO 5175 USA5175
 L T 598 BANDO 9074 USA9074
 MILL COULEE BARBARA K323 USAK323
Dam: WELCOME SWALLOW BANDO 9074 C136(APR)(AI) CMA136
 DUNOON REAGAN R093(AI)(ET) BHRR093
 WELCOME SWALLOW X7(APR)(AI) CMAX7
 WELCOME SWALLOW PRINCESS NIGEL S28 CMA528

Notes: Estimated Joining Sire WERNER WESTWARD 357

ANGUS GROUP BREEDPLAN EBVs JUNE 2015																	\$INDEX VALUES			
CE-Dir	CE-Dtr	GL	BW	200	400	600	MCWT	Milk	SS	DTC	CWT	EMA	Rib	Rump	RBV%	IMF%	ANGUS BREEDING	DOM	HEAVY GRAIN	HEAVY GRASS
+1.6	+1.6	-4.7	+4.0	+50	+95	+122	+112	+12	+1.9	-2.1	+70	+1.3	0.0	-0.2	0.0	+1.2	\$107	\$109	\$105	\$110
ACC	62%	53%	88%	80%	76%	75%	78%	80%	73%	63%	48%	68%	64%	70%	68%	64%				
EXPECTED AVERAGE PROGENY VALUE																				
EBV	3	3	-3.6	3.4	45	85	111	85	17	1.2	-3.2	63	4	0.7	0.5	0.2	\$118	\$113	\$121	\$117

LOT 103 WELCOME SWALLOW BANDO 9074 D219(AI)(ET) AMFU, NHFU, CAFU, DDFU
 IDENTIFIER: CMA219 BIRTH DATE: 16/09/2008 REGISTER: HBR

BON VIEW BANDO 598 USA598
 S A F 598 BANDO 5175 USA5175
 S A F ROYAL LASS 1002 USA1002
Sire: L T 598 BANDO 9074 USA9074
 MILL COULEE TIME TRAVELER 02 USA11470588
 MILL COULEE BARBARA K323 USAK323
 MILL COULEE BARBARA K018 USAK018

G A R PRECISION 1680 USA1680
 J L B EXACTO 416 USA1223258
 BROST BURGESS 041 USA041
Dam: TE MANIA LOWAN X53(AI)(ET) VTMX53
 TE MANIA NORMAN N48(AI)(ET) VTMN48
 TE MANIA LOWAN R426(AI)(ET) VTMR426
 TE MANIA LOWAN N72 VTMN72

Notes: Estimated Joining Sire WERNER WESTWARD 357

ANGUS GROUP BREEDPLAN EBVs JUNE 2015																	\$INDEX VALUES			
CE-Dir	CE-Dtr	GL	BW	200	400	600	MCWT	Milk	SS	DTC	CWT	EMA	Rib	Rump	RBV%	IMF%	ANGUS BREEDING	DOM	HEAVY GRAIN	HEAVY GRASS
-1.0	-0.3	-0.8	+4.4	+40	+72	+84	+56	+16	+2.1	-6.4	+51	+4.6	-0.5	-0.7	+1.0	+1.1	\$95	\$102	\$89	\$96
ACC	65%	60%	79%	81%	77%	77%	79%	80%	76%	67%	59%	70%	68%	72%	71%	68%				
EXPECTED AVERAGE PROGENY VALUE																				
EBV	1.7	2.1	-1.6	3.6	40	74	92	57	19	1.2	-5.2	53	5.6	0.4	0.3	0.7	\$111	\$110	\$111	\$109

LOT 104 WELCOME SWALLOW FUTURE THEO C2(APR)(AI)(ET) AM34%, NH38%, CAFU, DDFU
 IDENTIFIER: CMA2 BIRTH DATE: 02/04/2007 REGISTER: APR

TEHAMA BANDO 155 USA9891499
 G A R PRECISION 1680 USA1680
 919 G A R 856 USA856
Sire: C A FUTURE DIRECTION 5321 USA5321
 S A F POWER FIX USA10809778
 C A MISS POWER FIX 308 USA12054694
 C A LADY EIGHT 1015 USA1015

B/R NEW DESIGN 036 USA036
 BOOROOMOOKA THEO T030(AI) NGMT30
 BOOROOMOOKA QUAINI Q34 NGMQ34
Dam: WELCOME SWALLOW W29(APR)(AI) CMAW29
 TEHAMA 5204 TRAV 641 USA641
 WELCOME SWALLOW U52(APR)(AI) CMAU52
 VICTOREE BETTY M8(APR) VVWMB

Notes: Estimated Joining Sire KC HAAS GPS

ANGUS GROUP BREEDPLAN EBVs JUNE 2015																	\$INDEX VALUES			
CE-Dir	CE-Dtr	GL	BW	200	400	600	MCWT	Milk	SS	DTC	CWT	EMA	Rib	Rump	RBV%	IMF%	ANGUS BREEDING	DOM	HEAVY GRAIN	HEAVY GRASS
+4.1	+3.2	-2.2	+0.7	+26	+45	+56	+27	+14	+0.2	-3.5	+39	+7.1	+1.3	+1.0	-0.3	+1.9	\$78	\$88	\$67	\$83
ACC	62%	58%	73%	78%	73%	72%	73%	76%	70%	65%	57%	66%	61%	63%	63%	61%				
EXPECTED AVERAGE PROGENY VALUE																				
EBV	4.6	3.5	-5.3	2.2	40	75	92	64	16	2.1	-6	58	5.5	1.7	2	-0.4	\$119	\$114	\$123	\$116

LOT 105 WELCOME SWALLOW DAY AHEAD CMAD126(APR)(AI) AMFU, NHFU, CA1%, DDFU

IDENTIFIER: CMAD126 BIRTH DATE: 18/08/2008 REGISTER: APR

A A R NEW TREND USA9958 BOYD NEW DAY 8005 USA13050780 S V F FOREVER LADY 57D USA57D Sire: MOHNEN DAY AHEAD 144 USA14848339 CLEARWATER PAF SEVILLE 1977 USA13024422 MOHNEN JILT 910 USA13620692 MOHNEN JILT 143 USA11964495 G A R EXPECTATION 4915 USA12548568 ICM EXPECTATION Y47(AI) BICY47 ICM U103(AI) BICU103 Dam: ICM B200(APR) BICB200 YTHANBRAE BUTCHS MAX U311(AI) VLYU311 ICM VARIETY Y50(APR)(AI) BICY50 ICM VARIETY V209(APR) BICV209 Notes: Estimated Joining Sire KC HAAS GPS

Table with columns: ANGUS GROUP BREEDPLAN EBVs JUNE 2015, \$INDEX VALUES, EBV, ACC, EXPECTED AVERAGE PROGENY VALUE.

LOT 106 WELCOME SWALLOW D154(AI)(ET) AMFU, NHFU, CAFU, DD12%

IDENTIFIER: CMAD154 BIRTH DATE: 24/08/2008 REGISTER: HBR

A A R NEW TREND USA9958 BOYD NEW DAY 8005 USA13050780 S V F FOREVER LADY 57D USA57D Sire: MOHNEN DAY AHEAD 144 USA14848339 CLEARWATER PAF SEVILLE 1977 USA13024422 MOHNEN JILT 910 USA13620692 MOHNEN JILT 143 USA11964495 B/R NEW DESIGN 036 USA036 B/R NEW DIMENSION 7127 USA7127 B/R RUBY OF TIFFANY 4117 USA4117 Dam: WELCOME SWALLOW Z132(AI)(ET) CMAZ132 ST. PAULS PREDICTION P19(AI)(ET) NSTP19 ST PAULS LAURA T19 NSTT19 ST. PAULS JET'S PAGENT P14(AI)(ET) NSTP14 Notes: Estimated Joining Sire KC HAAS GPS

Table with columns: ANGUS GROUP BREEDPLAN EBVs JUNE 2015, \$INDEX VALUES, EBV, ACC, EXPECTED AVERAGE PROGENY VALUE.

LOT 107 WELCOME SWALLOW FORESIGHT D171(AI) AMFU, NHFU, CAF, DD15%

IDENTIFIER: CMAD171 BIRTH DATE: 27/08/2008 REGISTER: HBR

PAPA OPTIMA 9818 USA9818 PAPA FORTE 1921 USA1921 PAPA ENVOUS BLACKBIRD 8832 USA8832 Sire: WOODHILL FORESIGHT USA13936986 BON VIEW BANDO 598 USA598 BON VIEW GAMMER 85 USA12346837 BON VIEW GAMMER 233 USA11901123 B/R NEW DESIGN 036 USA036 MERRIC RIVERS NEW DESIGN T149(AI) NXJ149 MERRIC RIVERS Q4(AI)(ET) NXJQ4 Dam: ICM FLOWER Z73(AI) BICZ73 TE MANIA NORDIC N97 VTMN97 ICM FLOWER W42(AI) BICW42 ICM U153 BICU153 Notes: Estimated Joining Sire KC HAAS GPS

Table with columns: ANGUS GROUP BREEDPLAN EBVs JUNE 2015, \$INDEX VALUES, EBV, ACC, EXPECTED AVERAGE PROGENY VALUE.

LOT 108 WELCOME SWALLOW FORESIGHT D194(APR)(AI) AMFU, NHFU, CAFU, DD14%

IDENTIFIER: CMAD194 BIRTH DATE: 30/08/2008 REGISTER: APR

PAPA OPTIMA 9818 USA9818 PAPA FORTE 1921 USA1921 PAPA ENVOUS BLACKBIRD 8832 USA8832 Sire: WOODHILL FORESIGHT USA13936986 BON VIEW BANDO 598 USA598 BON VIEW GAMMER 85 USA12346837 BON VIEW GAMMER 233 USA11901123 TE MANIA NITE CAP AB NZE116191 TE MANIA SHEEN S155(AI)(ET) VTM155 TE MANIA MOONGARRA N69(AI) VTMN69 Dam: WELCOME SWALLOW Y55(APR)(AI) CMA55 MERRIC RIVERS NEW DESIGN T149(AI) NXJ149 WELCOME SWALLOW W26(AI) CMAW26 WELCOME SWALLOW U9(APR)(AI) CMAU9 Notes: Estimated Joining Sire KC HAAS GPS

Table with columns: ANGUS GROUP BREEDPLAN EBVs JUNE 2015, \$INDEX VALUES, EBV, ACC, EXPECTED AVERAGE PROGENY VALUE.

LOT 109 WELCOME SWALLOW DIMENSION DAY D198(AI)(ET) AMFU, NHFU, CAF, DD12%

IDENTIFIER: CMAD198 BIRTH DATE: 01/09/2008 REGISTER: HBR

A A R NEW TREND USA9958 BOYD NEW DAY 8005 USA13050780 S V F FOREVER LADY 57D USA57D Sire: MOHNEN DAY AHEAD 144 USA14848339 CLEARWATER PAF SEVILLE 1977 USA13024422 MOHNEN JILT 910 USA13620692 MOHNEN JILT 143 USA11964495 B/R NEW DESIGN 036 USA036 B/R NEW DIMENSION 7127 USA7127 B/R RUBY OF TIFFANY 4117 USA4117 Dam: WELCOME SWALLOW Z132(AI)(ET) CMAZ132 ST. PAULS PREDICTION P19(AI)(ET) NSTP19 ST PAULS LAURA T19 NSTT19 ST. PAULS JET'S PAGENT P14(AI)(ET) NSTP14 Notes: Estimated Joining Sire KC HAAS GPS

Table with columns: ANGUS GROUP BREEDPLAN EBVs JUNE 2015, \$INDEX VALUES, EBV, ACC, EXPECTED AVERAGE PROGENY VALUE.

LOT 110 WELCOME SWALLOW BEEFMAKER 036 D298(AI)(ET) AMC, NHFU, CAF, DD3%

IDENTIFIER: CMAD298 BIRTH DATE: 16/10/2008 REGISTER: HBR

G A R PRECISION 1680 USA1680 C A FUTURE DIRECTION 5321 USA5321 C A MISS POWER FIX 308 USA12054694 Sire: BOYD BEEF MAKER 3069 USA3069 A A R NEW TREND USA9958 BOYD FOREVER LADY 7120 USA12978556 S V F FOREVER LADY 57D USA57D V D A R NEW TREND 315 USA315 B/R NEW DESIGN 036 USA036 B/R BLACKCAP EMPRESS 76 USA76 Dam: TE MANIA MOONGARA X8(AI)(ET) VTMX8 TE MANIA PADDY P19(AI)(ET) VTMPI9 TE MANIA MOONGARA R225 VTMR225 TE MANIA MOONGARRA N68 VTMN68 Notes: Estimated Joining Sire KC HAAS GPS

Table with columns: ANGUS GROUP BREEDPLAN EBVs JUNE 2015, \$INDEX VALUES, EBV, ACC, EXPECTED AVERAGE PROGENY VALUE.

LOT 111 WELCOME SWALLOW ABERDEEN F153(AI) AMFU, NHC, CAFU, DDFU

IDENTIFIER: XCMAF153 BIRTH DATE: 25/08/2010 REGISTER: HBR

B A R EXT TRAVELER 205 USA5205 C R A BEXTOR 872 5205 608 USA13009379 CRA LADY JAYE 608 498 S EASY USA12559297 Sire: TC ABERDEEN 759 USA15840414 BON VIEW NEW DESIGN 208 USA208 TC BLACKBIRD 4034 USA14844785 TC BLACKBIRD 1013 USA13976427 C A FUTURE DIRECTION 5321 USA5321 ARDROSSAN DIRECTION W109(AI)(ET) NAQW109 ARDROSSAN WILCOOLA Q71(AI)(ET) NAQQ71 Dam: WELCOME SWALLOW W109 D210(AI)(ET) CMAD210 J L B EXACTO 416 USA12223258 TE MANIA LOWAN X53(AI)(ET) VTMX53 TE MANIA LOWAN R426(AI)(ET) VTMR426 Notes: Estimated Joining Sire KC HAAS GPS

Table with columns: ANGUS GROUP BREEDPLAN EBVs JUNE 2015, \$INDEX VALUES, EBV, ACC, EXPECTED AVERAGE PROGENY VALUE.

LOT 112 WELCOME SWALLOW ABERDEEN F176(APR)(AI) AMFU, NHFU, CAFU, DDFU

IDENTIFIER: CMAF176 BIRTH DATE: 29/08/2010 REGISTER: APR

B A R EXT TRAVELER 205 USA5205 C R A BEXTOR 872 5205 608 USA13009379 CRA LADY JAYE 608 498 S EASY USA12559297 Sire: TC ABERDEEN 759 USA15840414 BON VIEW NEW DESIGN 208 USA208 TC BLACKBIRD 4034 USA14844785 TC BLACKBIRD 1013 USA13976427 SITZ ALLIANCE 6595 USA6595 KMK ALLIANCE 6595 I87 USA13346328 G A R EXT 916 USA12921677 Dam: WELCOME SWALLOW ALLIANCE THEO D19 CM D19(APR)(AI)(ET) CMAD19 BOOROOMOOKA THEO T030(AI) NGMT30 WELCOME SWALLOW X13(APR)(AI) CMA13 WELCOME SWALLOW U30 CMAU30 Notes: Estimated Joining Sire KC HAAS GPS

Table with columns: ANGUS GROUP BREEDPLAN EBVs JUNE 2015, \$INDEX VALUES, EBV, ACC, EXPECTED AVERAGE PROGENY VALUE.

LOT 113 WELCOME SWALLOW ABERDEEN F222(AI) AMF, NHF, CAF, DDFU

IDENTIFIER: CMAF222 BIRTH DATE: 02/09/2010 REGISTER: HBR

B A R EXT TRAVELER 205 USA5205 C R A BEXTOR 872 5205 608 USA13009379 CRA LADY JAYE 608 498 S EASY USA12559297 Sire: TC ABERDEEN 759 USA15840414 Dam: WELCOME SWALLOW HRH NEW LOOK B30 CMA830

Notes: Estimated Joining Sire KC HAAS GPS

Table with columns for ANGUS GROUP BREEDPLAN EBVs JUNE 2015 and \$INDEX VALUES. Rows include EBV, ACC, and EXPECTED AVERAGE PROGENY VALUE.

LOT 14 WELCOME SWALLOW INFINITY F248(AI) AMFU, NHFU, CAFU, DDFU

IDENTIFIER: CMAF248 BIRTH DATE: 04/09/2010 REGISTER: HBR

B/R NEW DESIGN 036 USA036 TE MANIA UNLIMITED U3271(AI)(ET) VTMU3271 TE MANIA LOWAN R426(AI)(ET) VTMR426 Sire: TE MANIA INFINITY 04 379 AB NZE04379 Dam: WELCOME SWALLOW BOOMTIME D135(AI) CMA1235

Notes: Estimated Joining Sire KC HAAS GPS

Table with columns for ANGUS GROUP BREEDPLAN EBVs JUNE 2015 and \$INDEX VALUES. Rows include EBV, ACC, and EXPECTED AVERAGE PROGENY VALUE.

LOT 115 WELCOME SWALLOW BERKLEY F263(AI) AMFU, NHFU, CA50%, DD3%

IDENTIFIER: CMAF263 BIRTH DATE: 04/09/2010 REGISTER: HBR

S A F FOCUS OF E R USA6163 TE MANIA YORKSHIRE Y437(AI) VTM437 TE MANIA LOWAN U275(AI)(ET) VTMU275 Sire: TE MANIA BERKLEY B1(AI) VTM81 Dam: WELCOME SWALLOW LEADER C245 CMA245

Notes: Estimated Joining Sire KC HAAS GPS

Table with columns for ANGUS GROUP BREEDPLAN EBVs JUNE 2015 and \$INDEX VALUES. Rows include EBV, ACC, and EXPECTED AVERAGE PROGENY VALUE.

LOT 116 WELCOME SWALLOW ABERDEEN F265(AI) AMFU, NHF, CAFU, DDFU

IDENTIFIER: CMAF265 BIRTH DATE: 05/09/2010 REGISTER: HBR

B A R EXT TRAVELER 205 USA5205 C R A BEXTOR 872 5205 608 USA13009379 CRA LADY JAYE 608 498 S EASY USA12559297 Sire: TC ABERDEEN 759 USA15840414 Dam: WELCOME SWALLOW W109 LOWAN X53 D269(RAR)(AI)(ET) CMA269

Notes: Estimated Joining Sire KC HAAS GPS

Table with columns for ANGUS GROUP BREEDPLAN EBVs JUNE 2015 and \$INDEX VALUES. Rows include EBV, ACC, and EXPECTED AVERAGE PROGENY VALUE.

LOT 117 WELCOME SWALLOW ABERDEEN JILT F277(AI)(ET) AMFU, NHFU, CAFU, DDFU

IDENTIFIER: CMAF277 BIRTH DATE: 06/09/2010 REGISTER: HBR

B A R EXT TRAVELER 205 USA5205 C R A BEXTOR 872 5205 608 USA13009379 CRA LADY JAYE 608 498 S EASY USA12559297 Sire: TC ABERDEEN 759 USA15840414 Dam: MOHNEN JILT 910 USA13620692

Notes: A very special genetic package - Mohnen Jilt 910 daughter by TC Aberdeen. Estimated Joining Sire KC HAAS GPS - this mating should lift Jilt 910 to a whole other level - check out Estimated Progeny value!

Table with columns for ANGUS GROUP BREEDPLAN EBVs JUNE 2015 and \$INDEX VALUES. Rows include EBV, ACC, and EXPECTED AVERAGE PROGENY VALUE.

LOT 118 WELCOME SWALLOW ABERDEEN F282(AI) AMFU, NHFU, CAFU, DDFU

IDENTIFIER: CMAF282 BIRTH DATE: 07/09/2010 REGISTER: HBR

B A R EXT TRAVELER 205 USA5205 C R A BEXTOR 872 5205 608 USA13009379 CRA LADY JAYE 608 498 S EASY USA12559297 Sire: TC ABERDEEN 759 USA15840414 Dam: WELCOME SWALLOW DAY AHEAD D30 CMA230(AI)(ET) CMA230

Notes: Estimated Joining Sire KC HAAS GPS

Table with columns for ANGUS GROUP BREEDPLAN EBVs JUNE 2015 and \$INDEX VALUES. Rows include EBV, ACC, and EXPECTED AVERAGE PROGENY VALUE.

LOT 119 WELCOME SWALLOW ABERDEEN JILT F296(AI)(ET) AMFU, NHFU, CAFU, DDFU

IDENTIFIER: CMAF296 BIRTH DATE: 10/09/2010 REGISTER: HBR

B A R EXT TRAVELER 205 USA5205 C R A BEXTOR 872 5205 608 USA13009379 CRA LADY JAYE 608 498 S EASY USA12559297 Sire: TC ABERDEEN 759 USA15840414 Dam: MOHNEN JILT 910 USA13620692

Notes: Full flush sister to Lot 117 - Mohnen Jilt 910 daughter by TC Aberdeen. Estimated Joining Sire KC HAAS GPS - this mating should lift Jilt 910 to a whole other level - check out Estimated Progeny value!

Table with columns for ANGUS GROUP BREEDPLAN EBVs JUNE 2015 and \$INDEX VALUES. Rows include EBV, ACC, and EXPECTED AVERAGE PROGENY VALUE.

LOT 120 WELCOME SWALLOW ABERDEEN X7 F300(APR)(AI)(ET) AMFU, NHFU, CAFU, DD99%

IDENTIFIER: CMAF300 BIRTH DATE: 14/09/2010 REGISTER: APR

B A R EXT TRAVELER 205 USA5205 C R A BEXTOR 872 5205 608 USA13009379 CRA LADY JAYE 608 498 S EASY USA12559297 Sire: TC ABERDEEN 759 USA15840414 Dam: WELCOME SWALLOW X7(APR)(AI) CMAX7

Notes: Estimated Joining Sire KC HAAS GPS

Table with columns for ANGUS GROUP BREEDPLAN EBVs JUNE 2015 and \$INDEX VALUES. Rows include EBV, ACC, and EXPECTED AVERAGE PROGENY VALUE.

LOT 121 WELCOME SWALLOW ABERDEEN A70 F310(AI)(ET) AMFU, NHFU, CAC, DD4% IDENTIFIER: CMAF310 BIRTH DATE: 17/09/2010 REGISTER: HBR

B A R EXT TRAVELER 205 USA5205 C R A BEXTOR 872 5205 608 USA13009379 CRA LADY JAYE 608 498 S EASY USA12559297 Sire: TC ABERDEEN 759 USA15840414 BON VIEW NEW DESIGN 208 USA208 TC BLACKBIRD 4034 USA14844785 TC BLACKBIRD 1013 USA13976427

Table with 20 columns for EBV values and 4 columns for \$INDEX VALUES. Includes rows for CE-Dir, GL, BW, 200, 400, 600, MCWT, Milk, SS, DTC, CWT, EMA, Rib, Rump, RBY%, IMF%, ANGUS BREEDING, DOM, HEAVY GRAIN, HEAVY GRASS.

LOT 122 WELCOME SWALLOW ABERDEEN X7 F319(APR)(AI)(ET) AMFU, NHFU, CAFU, DD50% IDENTIFIER: CMAF319 BIRTH DATE: 19/09/2010 REGISTER: APR

B A R EXT TRAVELER 205 USA5205 C R A BEXTOR 872 5205 608 USA13009379 CRA LADY JAYE 608 498 S EASY USA12559297 Sire: TC ABERDEEN 759 USA15840414 BON VIEW NEW DESIGN 208 USA208 TC BLACKBIRD 4034 USA14844785 TC BLACKBIRD 1013 USA13976427

Table with 20 columns for EBV values and 4 columns for \$INDEX VALUES. Includes rows for CE-Dir, GL, BW, 200, 400, 600, MCWT, Milk, SS, DTC, CWT, EMA, Rib, Rump, RBY%, IMF%, ANGUS BREEDING, DOM, HEAVY GRAIN, HEAVY GRASS.

LOT 123 WELCOME SWALLOW ABERDEEN F339(AI) AMF, NHFU, CAF, DD3% IDENTIFIER: CMAF339 BIRTH DATE: 24/09/2010 REGISTER: HBR

B A R EXT TRAVELER 205 USA5205 C R A BEXTOR 872 5205 608 USA13009379 CRA LADY JAYE 608 498 S EASY USA12559297 Sire: TC ABERDEEN 759 USA15840414 BON VIEW NEW DESIGN 208 USA208 TC BLACKBIRD 4034 USA14844785 TC BLACKBIRD 1013 USA13976427

Table with 20 columns for EBV values and 4 columns for \$INDEX VALUES. Includes rows for CE-Dir, GL, BW, 200, 400, 600, MCWT, Milk, SS, DTC, CWT, EMA, Rib, Rump, RBY%, IMF%, ANGUS BREEDING, DOM, HEAVY GRAIN, HEAVY GRASS.

LOT 124 WELCOME SWALLOW ABERDEEN F341(APR)(AI) AMFU, NHFU, CAF, DD50% IDENTIFIER: CMAF341 BIRTH DATE: 28/09/2010 REGISTER: APR

B A R EXT TRAVELER 205 USA5205 C R A BEXTOR 872 5205 608 USA13009379 CRA LADY JAYE 608 498 S EASY USA12559297 Sire: TC ABERDEEN 759 USA15840414 BON VIEW NEW DESIGN 208 USA208 TC BLACKBIRD 4034 USA14844785 TC BLACKBIRD 1013 USA13976427

Table with 20 columns for EBV values and 4 columns for \$INDEX VALUES. Includes rows for CE-Dir, GL, BW, 200, 400, 600, MCWT, Milk, SS, DTC, CWT, EMA, Rib, Rump, RBY%, IMF%, ANGUS BREEDING, DOM, HEAVY GRAIN, HEAVY GRASS.

LOT 125 WELCOME SWALLOW ABERDEEN A51 F362(AI)(ET) AMFU, NHFU, CAF, DDF% IDENTIFIER: CMAF362 BIRTH DATE: 17/10/2010 REGISTER: HBR

B A R EXT TRAVELER 205 USA5205 C R A BEXTOR 872 5205 608 USA13009379 CRA LADY JAYE 608 498 S EASY USA12559297 Sire: TC ABERDEEN 759 USA15840414 BON VIEW NEW DESIGN 208 USA208 TC BLACKBIRD 4034 USA14844785 TC BLACKBIRD 1013 USA13976427

Table with 20 columns for EBV values and 4 columns for \$INDEX VALUES. Includes rows for CE-Dir, GL, BW, 200, 400, 600, MCWT, Milk, SS, DTC, CWT, EMA, Rib, Rump, RBY%, IMF%, ANGUS BREEDING, DOM, HEAVY GRAIN, HEAVY GRASS.

LOT 126 WELCOME SWALLOW ON TIME X7 G14(APR)(AI) AMFU, NHFU, CAFU, DD25% IDENTIFIER: CMA14 BIRTH DATE: 18/08/2011 REGISTER: APR

B/R NEW DESIGN 036 USA036 TE MANIA UNLIMITED U3271(AI)(ET) VTMU3271 TE MANIA LOWAN R426(AI)(ET) VTMR426 Sire: TE MANIA INFINITY 04 379 AB NZE04379 TE MANIA PRINCE 153-93 NZE153-93 TE MANIA 95102 NZE95102 TE MANIA 92F006 AB NZE92F006

Table with 20 columns for EBV values and 4 columns for \$INDEX VALUES. Includes rows for CE-Dir, GL, BW, 200, 400, 600, MCWT, Milk, SS, DTC, CWT, EMA, Rib, Rump, RBY%, IMF%, ANGUS BREEDING, DOM, HEAVY GRAIN, HEAVY GRASS.

LOT 127 WELCOME SWALLOW G51(APR)(AI) AMFU, NHFU, CAFU, DD25% IDENTIFIER: CMA651 BIRTH DATE: 22/08/2011 REGISTER: APR

B/R NEW DESIGN 036 USA036 TE MANIA UNLIMITED U3271(AI)(ET) VTMU3271 TE MANIA LOWAN R426(AI)(ET) VTMR426 Sire: TE MANIA INFINITY 04 379 AB NZE04379 TE MANIA PRINCE 153-93 NZE153-93 TE MANIA 95102 NZE95102 TE MANIA 92F006 AB NZE92F006

Table with 20 columns for EBV values and 4 columns for \$INDEX VALUES. Includes rows for CE-Dir, GL, BW, 200, 400, 600, MCWT, Milk, SS, DTC, CWT, EMA, Rib, Rump, RBY%, IMF%, ANGUS BREEDING, DOM, HEAVY GRAIN, HEAVY GRASS.

LOT 128 WELCOME SWALLOW G65(AI) AMFU, NHFU, CAFU, DD6% IDENTIFIER: CMA65 BIRTH DATE: 23/08/2011 REGISTER: HBR

B/R NEW DESIGN 036 USA036 TE MANIA UNLIMITED U3271(AI)(ET) VTMU3271 TE MANIA LOWAN R426(AI)(ET) VTMR426 Sire: TE MANIA INFINITY 04 379 AB NZE04379 TE MANIA PRINCE 153-93 NZE153-93 TE MANIA 95102 NZE95102 TE MANIA 92F006 AB NZE92F006

Table with 20 columns for EBV values and 4 columns for \$INDEX VALUES. Includes rows for CE-Dir, GL, BW, 200, 400, 600, MCWT, Milk, SS, DTC, CWT, EMA, Rib, Rump, RBY%, IMF%, ANGUS BREEDING, DOM, HEAVY GRAIN, HEAVY GRASS.

LOT 129 **WELCOME SWALLOW G102(AI)** AMFU, NHFU, CA6%, DDFU

IDENTIFIER: CMAG102
BIRTH DATE: 27/08/2011
REGISTER: HBR

B/R NEW DESIGN 036 USA036
TE MANIA UNLIMITED U3271(AI)(ET) VTMU3271
TE MANIA LOWAN R426(AI)(ET) VTMR426
Sire: TE MANIA INFINITY 04 379 AB NZE04379
TE MANIA PRINCE 153-93 NZE153-93
TE MANIA 95102 NZE95102
TE MANIA 92F006 AB NZE92F006

BON VIEW BANDO 598 USA598
S A F 598 BANDO 5175 USA5175
S A F ROYAL LASS 1002 USA1002
Dam: WELCOME SWALLOW BANDO CREEK A51(AI)(ET) CMAA51
C A FUTURE DIRECTION 5321 USA5321
KENNY'S CREEK BARA W65(AI) NDIW65
KENNY'S CREEK BARA T56(AI)(ET) NDI56

Notes: Estimated Joining Sire KC HAAS GPS

ANGUS GROUP BREEDPLAN EBVs JUNE 2015																	\$INDEX VALUES				
CE-Dir	CE-Dtr	GL	BW	200	400	600	MCWT	Milk	SS	DTC	CWT	EMA	Rib	Rump	RBV%	IMF%	ANGUS BREEDING	DOM	HEAVY GRAIN	HEAVY GRASS	
-6.0	-3.2	-2.4	+5.0	+42	+74	+88	+104	+12	+2.2	-5.8	+56	+8.3	-0.9	-1.1	+1.4	+1.3	\$85	\$91	\$84	\$83	
ACC	61%	57%	86%	78%	73%	74%	77%	78%	68%	65%	56%	67%	65%	70%	69%	66%	65%				
EXPECTED AVERAGE PROGENY VALUE																					
EBV	-0.5	0.3	-5.4	4.3	49	90	109	103	15	3.1	-7	66	6.3	0.6	1	0.6	\$124	\$117	\$133	\$118	

LOT 130 **WELCOME SWALLOW G129(AI)** AMFU, NHFU, CAFU, DDFU

IDENTIFIER: CMAG129
BIRTH DATE: 01/09/2011
REGISTER: HBR

PAPA OPTIMA 9818 USA9818
PAPA FORTE 1921 USA1921
PAPA ENVIOUS BLACKBIRD 8832 USA8832
Sire: WOODHILL FORESIGHT USA13936986
BON VIEW BANDO 598 USA598
BON VIEW GAMMER 85 USA12346837
BON VIEW GAMMER 233 USA11901123

S A V 8180 TRAVELER 004 USA13512009
S A V NET WORTH 4200 USA14739204
S A V MAY 2410 USA14140883
Dam: WELCOME SWALLOW MIRREN C186(AI)(ET) CMA186
B/R NEW DESIGN 036 USA036
TE MANIA MOONGARA X8(AI)(ET) VTMX8
TE MANIA MOONGARA R225 VTMR225

Notes: Estimated Joining Sire KC HAAS GPS

ANGUS GROUP BREEDPLAN EBVs JUNE 2015																	\$INDEX VALUES				
CE-Dir	CE-Dtr	GL	BW	200	400	600	MCWT	Milk	SS	DTC	CWT	EMA	Rib	Rump	RBV%	IMF%	ANGUS BREEDING	DOM	HEAVY GRAIN	HEAVY GRASS	
+3.8	+1.4	-10.5	+1.5	+38	+68	+85	+73	+21	+1.9	-6.1	+51	+4.0	+0.2	0.0	+0.8	+0.9	\$95	\$100	\$87	\$97	
ACC	56%	47%	85%	78%	74%	73%	77%	78%	66%	63%	44%	65%	63%	68%	66%	62%	62%				
EXPECTED AVERAGE PROGENY VALUE																					
EBV	4.4	2.6	-9.4	2.5	46	87	107	88	19	3	-7.2	65	3.8	1.1	1.5	0.1	\$128	\$120	\$134	\$123	

LOT 131 **WELCOME SWALLOW BERKLEY H229(APR)(AI)** AMFU, NHFU, CAFU, DDFU

IDENTIFIER: CMAH229
BIRTH DATE: 14/08/2012
REGISTER: APR

S A F FOCUS OF E R USA6163
TE MANIA YORKSHIRE Y437(AI) VTM437
TE MANIA LOWAN U275(AI)(ET) VTMU275
Sire: TE MANIA BERKLEY B1(AI) VTM81
KENNY'S CREEK SANDY S15(AI) NDIS15
TE MANIA LOWAN Z53(AI)(ET) VTMZ53
TE MANIA LOWAN V129(ACR)(AI)(ET) VTMV129

C R A BEXTOR 872 5205 608 USA13009379
TC ABERDEEN 759 USA15840414
TC BLACKBIRD 4034 USA14844785
Dam: WELCOME SWALLOW ABERDEEN F176(APR)(AI) CMAF176
KMK ALLIANCE 6595 187 USA13346328
WELCOME SWALLOW ALLIANCE THEO D19 CM D19(APR)(AI)(ET) CMA19
WELCOME SWALLOW X13(APR)(AI) CMA13

Notes: Another Berkley x Aberdeen combination - TOP 5% FOR ALL INDEXES. Estimated Joining Sire KC HAAS GPS - outcome should lift these Indexes even higher!

ANGUS GROUP BREEDPLAN EBVs JUNE 2015																	\$INDEX VALUES				
CE-Dir	CE-Dtr	GL	BW	200	400	600	MCWT	Milk	SS	DTC	CWT	EMA	Rib	Rump	RBV%	IMF%	ANGUS BREEDING	DOM	HEAVY GRAIN	HEAVY GRASS	
+3.6	+4.7	-7.0	+3.4	+50	+90	+119	+115	+16	+1.7	-6.6	+69	+6.9	+0.2	+0.4	0.0	+2.7	\$142	\$123	\$158	\$132	
ACC	59%	53%	86%	76%	72%	72%	75%	77%	64%	60%	51%	65%	63%	69%	67%	64%	63%				
EXPECTED AVERAGE PROGENY VALUE																					
EBV	4.3	4.3	-7.7	3.5	52	98	123	108	17	2.9	-7.5	73	5.3	1.1	1.7	-0.3	\$151	\$132	\$168	\$140	

LOT 132 **WELCOME SWALLOW BERKLEY H232(APR)(AI)** AMFU, NHFU, CAFU, DD2%

IDENTIFIER: CMAH232
BIRTH DATE: 14/08/2012
REGISTER: APR

S A F FOCUS OF E R USA6163
TE MANIA YORKSHIRE Y437(AI) VTM437
TE MANIA LOWAN U275(AI)(ET) VTMU275
Sire: TE MANIA BERKLEY B1(AI) VTM81
KENNY'S CREEK SANDY S15(AI) NDIS15
TE MANIA LOWAN Z53(AI)(ET) VTMZ53
TE MANIA LOWAN V129(ACR)(AI)(ET) VTMV129

C R A BEXTOR 872 5205 608 USA13009379
TC ABERDEEN 759 USA15840414
TC BLACKBIRD 4034 USA14844785
Dam: WELCOME SWALLOW ABERDEEN F182(APR)(AI) CMAF182
WOODHILL FORESIGHT USA13936986
WELCOME SWALLOW FORESIGHT D194(APR)(AI) CMA194
WELCOME SWALLOW Y55(APR)(AI) CMA55

Notes: Another Berkley x Aberdeen combination - TOP 5% FOR ALL INDEXES. Estimated Joining Sire KC HAAS GPS - outcome should lift these Indexes even higher!

ANGUS GROUP BREEDPLAN EBVs JUNE 2015																	\$INDEX VALUES				
CE-Dir	CE-Dtr	GL	BW	200	400	600	MCWT	Milk	SS	DTC	CWT	EMA	Rib	Rump	RBV%	IMF%	ANGUS BREEDING	DOM	HEAVY GRAIN	HEAVY GRASS	
+3.7	+4.4	-6.3	+2.8	+46	+84	+105	+99	+16	+2.1	-7.3	+61	+9.1	-0.7	-0.2	+1.3	+2.0	\$137	\$126	\$148	\$129	
ACC	59%	53%	86%	76%	72%	72%	75%	71%	64%	60%	51%	65%	63%	68%	67%	63%	63%				
EXPECTED AVERAGE PROGENY VALUE																					
EBV	4.3	4.1	-7.4	3.2	50	95	116	100	17	3.1	-7.8	69	6.4	0.7	1.5	0.4	\$148	\$134	\$163	\$139	

LOT 133 **WELCOME SWALLOW ABERDEEN H234(APR)(AI)** AMFU, NHFU, CAFU, DD17%

IDENTIFIER: CMAH234
BIRTH DATE: 14/08/2012
REGISTER: APR

B A R EXT TRAVELER 205 USA5205
C R A BEXTOR 872 5205 608 USA13009379
CRA LADY JAYE 608 498 S EASY USA12559297
Sire: TC ABERDEEN 759 USA15840414
BON VIEW NEW DESIGN 208 USA208
TC BLACKBIRD 4034 USA14844785
TC BLACKBIRD 1013 USA13976427

BON VIEW NEW DESIGN 1407 USA1407
SITZ NEW DESIGN 458N USA14474596
SITZ ELLUNAS ELITE 3308 USA13028479
Dam: WELCOME SWALLOW SITZ 458N F191(AI) CMAF191
L T 598 BANDO 9074 USA9074
WELCOME SWALLOW BANDO 9074 C190(AI) CMA190
ICM ZAYN Z94(APR)(AI) BICZ94

Notes: An Aberdeen x 458N combination - TOP 5% for ABI, Domestic & Heavy Grass Indexes. Estimated Joining Sire KC HAAS GPS

ANGUS GROUP BREEDPLAN EBVs JUNE 2015																	\$INDEX VALUES				
CE-Dir	CE-Dtr	GL	BW	200	400	600	MCWT	Milk	SS	DTC	CWT	EMA	Rib	Rump	RBV%	IMF%	ANGUS BREEDING	DOM	HEAVY GRAIN	HEAVY GRASS	
+1.4	+3.5	-5.9	+3.8	+51	+88	+119	+99	+21	+1.5	-3.8	+60	+7.8	+0.4	+0.5	+1.0	+1.7	\$128	\$118	\$131	\$127	
ACC	57%	50%	86%	76%	71%	72%	75%	77%	63%	60%	44%	64%	62%	68%	66%	62%	61%				
EXPECTED AVERAGE PROGENY VALUE																					
EBV	3.2	3.7	-7.1	3.7	53	97	123	100	19	2.7	-6.2	69	5.7	1.2	1.8	0.2	\$145	\$129	\$156	\$138	

LOT 134 **WELCOME SWALLOW ABERDEEN H272(AI)** AMFU, NHFU, CAFU, DDFU

IDENTIFIER: CMAH272
BIRTH DATE: 19/08/2012
REGISTER: HBR

B A R EXT TRAVELER 205 USA5205
C R A BEXTOR 872 5205 608 USA13009379
CRA LADY JAYE 608 498 S EASY USA12559297
Sire: TC ABERDEEN 759 USA15840414
BON VIEW NEW DESIGN 208 USA208
TC BLACKBIRD 4034 USA14844785
TC BLACKBIRD 1013 USA13976427

IRONWOOD NEW DESIGN 022 701 USA12919627
IRONWOOD NEW LEVEL USA13320150
WARDENS BLACKCAP 6148 6309 USA12654951
Dam: WELCOME SWALLOW EXACT LEVEL A126(AI) CMAA126
J L B EXACTO 416 USA12223258
TE MANIA LOWAN X378(AI)(ET)(TW) VTMX378
TE MANIA LOWAN R411(AI) VTMR411

Notes: Estimated Joining Sire KC HAAS GPS

ANGUS GROUP BREEDPLAN EBVs JUNE 2015																	\$INDEX VALUES				
CE-Dir	CE-Dtr	GL	BW	200	400	600	MCWT	Milk	SS	DTC	CWT	EMA	Rib	Rump	RBV%	IMF%	ANGUS BREEDING	DOM	HEAVY GRAIN	HEAVY GRASS	
+3.8	+3.9	-7.1	+1.3	+36	+66	+78	+35	+20	+1.0	-4.0	+44	+9.1	+0.9	+0.4	+2.1	+0.4	\$101	\$112	\$84	\$108	
ACC	58%	51%	86%	77%	72%	72%	76%	77%	65%	61%	45%	65%	62%	68%	66%	62%	62%				
EXPECTED AVERAGE PROGENY VALUE																					
EBV	4.4	3.8	-7.8	2.5	45	86	103	68	19	2.5	-6.2	61	6.4	1.5	1.8	0.8	\$131	\$127	\$132	\$129	

LOT 135 **WELCOME SWALLOW ABERDEEN H294(AI)** AMFU, NHFU, CAFU, DD6%

IDENTIFIER: CMAH294
BIRTH DATE: 21/08/2012
REGISTER: HBR

B A R EXT TRAVELER 205 USA5205
C R A BEXTOR 872 5205 608 USA13009379
CRA LADY JAYE 608 498 S EASY USA12559297
Sire: TC ABERDEEN 759 USA15840414
BON VIEW NEW DESIGN 208 USA208
TC BLACKBIRD 4034 USA14844785
TC BLACKBIRD 1013 USA13976427

C A FUTURE DIRECTION 5321 USA5321
ARDROSSAN CONNECTION X15(AI)(ET) NAQX15
ARDROSSAN WILCOOLA V9(AI) NAQV9
Dam: WELCOME SWALLOW CONNECTION C39(AI) CMA139
VERMILION YELLOWSTONE USAJ244
WELCOME SWALLOW SCARLET MOON A3(AI) CMAA3
TE MANIA MOONGARA X134(AI)(ET) VTMX134

Notes: Estimated Joining Sire KC HAAS GPS

ANGUS GROUP BREEDPLAN EBVs JUNE 2015																	\$INDEX VALUES				
CE-Dir	CE-Dtr	GL	BW	200	400	600	MCWT	Milk	SS	DTC	CWT	EMA	Rib	Rump	RBV%	IMF%	ANGUS BREEDING	DOM	HEAVY GRAIN	HEAVY GRASS	
+3.1	+3.9	-6.3	+2.6	+44	+79	+105	+79	+22	+1.8	-1.7	+53	+9.6	-0.6	-0.7	+2.0	+1.3	\$116	\$115	\$113	\$119	
ACC	56%	51%	85%	75%	71%	71%	74%	71%	63%	61%	44%	63%	62%	67%	65%	61%	61%				
EXPECTED AVERAGE PROGENY VALUE																					
EBV	4.1	3.8	-7.4	3.1	49	92	116	90	20	2.9	-5.1	65	6.7	0.8	1.3	0.7	\$138	\$128	\$146	\$134	

LOT 136 **WELCOME SWALLOW ABERDEEN H298(APR)(AI)** AMFU, NHFU, CAFU, DD25%

IDENTIFIER: CMAH298
BIRTH DATE: 22/08/2012
REGISTER: APR

B A R EXT TRAVELER 205 USA5205
C R A BEXTOR 872 5205 608 USA13009379
CRA LADY JAYE 608 498 S EASY USA12559297
Sire: TC ABERDEEN 759 USA15840414
BON VIEW NEW DESIGN 208 USA208
TC BLACKBIRD 4034 USA14844785
TC BLACKBIRD 1013 USA13976427

BALDRIDGE KABOOM K243 KCF USA13987017
MOHINEN DYNAMITE 1356 USA15585939
MOHINEN JILT 910 USA13620692
Dam: WELCOME SWALLOW BOOM PRINCESS E112(APR)(AI)(ET) CMAE112
DUNOON REAGAN R093(AI)(ET) BHRR093
WELCOME SWALLOW X7(APR)(AI) CMAX7
WELCOME SWALLOW PRINCESS NIGEL S28 CMA528

Notes: Estimated Joining Sire KC HAAS GPS

ANGUS GROUP BREEDPLAN EBVs JUNE 2015																	\$INDEX VALUES				
CE-Dir	CE-Dtr	GL	BW	200	400	600	MCWT	Milk	SS	DTC	CWT	EMA	Rib	Rump	RBV%	IMF%	ANGUS BREEDING	DOM	HEAVY GRAIN	HEAVY GRASS	
+2.6	+3.1	-5.3	+3.0	+46	+87	+115	+97	+19	+1.2	-1.2	+60	+6.9	-0.1	-0.3	+1.5	+0.4	\$108	\$111	\$98	\$115	
ACC	57%	49%	85%	76%	71%	72%	75%	77%	63%	60%	42%	64%	62%	67%	65%	62%	61%				
EXPECTED AVERAGE PROGENY VALUE																					
EBV	3.8	3.5	-6.9	3.3	50	96	122	99	18	2.7	-4.8	69	5.3	1	1.4	0.4	\$135	\$126	\$140	\$132	

LOT 137 WELCOME SWALLOW ABERDEEN H366(AI) AM17%, NH17%, CAFU, DDFU

IDENTIFIER: CMAH366
BIRTH DATE: 11/09/2012
REGISTER: HBR

B A R EXT TRAVELER 205 USA5205
C R A BEXTOR 872 5205 608 USA13009379
CRA LADY JAYE 608 498 S EASY USA12559297
Sire: TC ABERDEEN 759 USA15840414
BON VIEW NEW DESIGN 208 USA208
TC BLACKBIRD 4034 USA14844785
TC BLACKBIRD 1013 USA13976427

G A R PRECISION 1680 USA1680
C A FUTURE DIRECTION 5321 USA5321
C A MISS POWER FIX 308 USA12054694
Dam: WELCOME SWALLOW LOWAN DIRECTION B6(AI) CMAB6
J L B EXACTO 416 USA12223258
TE MANIA LOWAN X53(AI)(ET) VTMX53
TE MANIA LOWAN R426(AI)(ET) VTMR426

Notes: Estimated Joining Sire KC HAAS GPS

ANGUS GROUP BREEDPLAN EBVs JUNE 2015																	\$INDEX VALUES				
EBV	CE-Dir	CE-Dtr	GL	BW	200	400	600	MCWT	Milk	SS	DTC	CWT	EMA	Rib	Rump	RBV%	IMF%	ANGUS BREEDING	DOM	HEAVY GRAIN	HEAVY GRASS
	+0.3	+2.0	-5.7	+5.3	+46	+85	+112	+95	+21	+1.2	-3.5	+6.3	+10.4	+0.3	+0.2	+1.9	+0.7	\$117	\$114	\$112	\$120
ACC	59%	52%	86%	77%	72%	72%	75%	77%	65%	61%	46%	64%	62%	67%	65%	62%	62%				
EXPECTED AVERAGE PROGENY VALUE																					
EBV	2.7	2.9	-7.1	4.5	51	95	120	98	19	2.5	-5.9	71	7.1	1.1	1.6	0.7	1.9	\$139	\$127	\$146	\$134

LOT 138 WELCOME SWALLOW HENRIETTA J60(AI)(ET) AMFU, NHFU, CA1%, DD50%

IDENTIFIER: CMAJ60
BIRTH DATE: 08/06/2013
REGISTER: HBR

V D A R NEW TREND 315 USA315
B/R NEW DESIGN 036 USA036
B/R BLACKCAP EMPRESS 76 USA76
Sire: YTHANBRAE HENRY VIII U8(AI)(ET) VLYU8
G T MAXIMUM USA88
G A R MAX 678 USA678
G A R BANDO 522 USA522

SITZ ALLIANCE 6595 USA6595
KMK ALLIANCE 6595 187 USA13346328
G A R EXT 916 USA12921677
Dam: WELCOME SWALLOW ALLIANCE B122(AI) CMAB122
TE MANIA QUO Q288 VTMQ288
TE MANIA WARGOONA X796 VTMX796
TE MANIA WARGOONA R252(ACR) VTMR252

Notes: Estimated Joining Sire KC HAAS GPS

ANGUS GROUP BREEDPLAN EBVs JUNE 2015																	\$INDEX VALUES				
EBV	CE-Dir	CE-Dtr	GL	BW	200	400	600	MCWT	Milk	SS	DTC	CWT	EMA	Rib	Rump	RBV%	IMF%	ANGUS BREEDING	DOM	HEAVY GRAIN	HEAVY GRASS
	-3.1	-1.1	-2.1	+4.8	+46	+85	+108	+92	+14	+1.4	-4.5	+6.9	+5.5	-1.3	-2.8	+1.0	+1.9	\$106	\$104	\$114	\$102
ACC	58%	54%	66%	74%	69%	67%	67%	66%	60%	60%	52%	62%	59%	61%	60%	59%	59%				
EXPECTED AVERAGE PROGENY VALUE																					
EBV	1	1.3	-5.3	4.2	50	95	118	96	16	2.7	-6.4	74	4.6	0.4	0.2	0.2	2.5	\$133	\$122	\$145	\$125

LOT 139 WELCOME SWALLOW EARNEN J189(APR)(AI) AMFU, NHFU, CAFU, DD50%

IDENTIFIER: CMAJ189
BIRTH DATE: 16/08/2013
REGISTER: APR

KMK ALLIANCE 6595 187 USA13346328
CONNELLY CONSENSUS USA15513367
BLINDA OF CONANGA 004 USA14220093
Sire: CONNEALY EARNAN 076(ET) USA16969555
CONNELLY TOBIN USA15497354
BRAZILIA OF CONANGA 3991 839A USA16246696
BRESHA OF CONANGA 1251 USA14527868

C R A BEXTOR 872 5205 608 USA13009379
TC ABERDEEN 759 USA15840414
TC BLACKBIRD 4034 USA14844785
Dam: WELCOME SWALLOW ABERDEEN F174(AI) CMAF174
SITZ NEW DESIGN 458N USA14474596
WELCOME SWALLOW DESIGN 458N D157(AI) CMAD157
ICM B152 BICB152

Notes: An Earnen x Aberdeen daughter - TOP 5% for ABI, Domestic and Heavy Grass Indexes. Estimated Joining Sire KC HAAS GPS should lift these Indexes even higher!

ANGUS GROUP BREEDPLAN EBVs JUNE 2015																	\$INDEX VALUES				
EBV	CE-Dir	CE-Dtr	GL	BW	200	400	600	MCWT	Milk	SS	DTC	CWT	EMA	Rib	Rump	RBV%	IMF%	ANGUS BREEDING	DOM	HEAVY GRAIN	HEAVY GRASS
	0.0	+2.3	-8.1	+5.0	+54	+102	+130	+106	+19	+1.5	-	+72	+7.4	-0.4	-0.6	+1.4	+1.6	\$132	\$126	\$138	\$131
ACC	45%	32%	85%	73%	64%	63%	64%	59%	48%	57%	-	52%	51%	54%	51%	48%	49%				
EXPECTED AVERAGE PROGENY VALUE																					
EBV	2.5	3.1	-8.3	4.3	54	103	128	103	18	2.8	-	75	5.6	0.9	1.3	0.4	2.4	\$146	\$133	\$159	\$140

LOT 140 WELCOME SWALLOW EARNEN J216(APR)(AI)(ET) AMFU, NHFU, CAFU, DD17%

IDENTIFIER: CMAJ216
BIRTH DATE: 19/08/2013
REGISTER: APR

KMK ALLIANCE 6595 187 USA13346328
CONNELLY CONSENSUS USA15513367
BLINDA OF CONANGA 004 USA14220093
Sire: CONNEALY EARNAN 076(ET) USA16969555
CONNELLY TOBIN USA15497354
BRAZILIA OF CONANGA 3991 839A USA16246696
BRESHA OF CONANGA 1251 USA14527868

C R A BEXTOR 872 5205 608 USA13009379
TC ABERDEEN 759 USA15840414
TC BLACKBIRD 4034 USA14844785
Dam: WELCOME SWALLOW ABERDEEN X7 F318(APR)(AI)(ET) CMAF318
DUINOON REAGAN R093(AI)(ET) BHRR093
WELCOME SWALLOW X7(APR)(AI) CMAX7
WELCOME SWALLOW PRINCESS NIGEL S28 CMAS28

Notes: An Earnen x Aberdeen daughter - TOP 5% the Domestic and Heavy Grass Indexes. Estimated Joining Sire KC HAAS GPS should lift these Indexes even higher!

ANGUS GROUP BREEDPLAN EBVs JUNE 2015																	\$INDEX VALUES				
EBV	CE-Dir	CE-Dtr	GL	BW	200	400	600	MCWT	Milk	SS	DTC	CWT	EMA	Rib	Rump	RBV%	IMF%	ANGUS BREEDING	DOM	HEAVY GRAIN	HEAVY GRASS
	+0.8	-	-4.3	+4.0	+48	+93	+114	+93	+18	+1.0	-	+67	+8.7	-1.0	-1.3	+1.6	+1.3	\$118	\$120	\$119	\$120
ACC	46%	-	61%	75%	69%	68%	72%	65%	48%	59%	-	57%	57%	63%	60%	56%	56%				
EXPECTED AVERAGE PROGENY VALUE																					
EBV	3	-	-6.4	3.8	51	99	121	97	18	2.5	-	72	6.3	0.4	0.9	0.5	2.2	\$140	\$130	\$149	\$134

LOT 141 WELCOME SWALLOW BRAVEHEART J236(AI) AMFU, NHFU, CAFU, DDFU

IDENTIFIER: CMAJ236
BIRTH DATE: 22/08/2013
REGISTER: HBR

TE MANIA UNLIMITED U3271(AI)(ET) VTMU3271
HIGHLANDER OF STERN AB(ET) NZE12170004408
STERN 2664 NZE2664
Sire: BRAVEHEART OF STERN NZE1217000784
STERN 947 NZE12170001947
STERN 3886 NZE12170103886
STERN 1486 NZE12170101148

C R A BEXTOR 872 5205 608 USA13009379
TC ABERDEEN 759 USA15840414
TC BLACKBIRD 4034 USA14844785
Dam: WELCOME SWALLOW ABERDEEN A51 F362(AI)(ET) CMAF362
S A F 598 BANDO 5175 USA5175
WELCOME SWALLOW BANDO CREEK A51(AI)(ET) CMAA51
KENNY'S CREEK BARA W65(AI) NDIW65

Notes: Estimated Joining Sire KC HAAS GPS

ANGUS GROUP BREEDPLAN EBVs JUNE 2015																	\$INDEX VALUES				
EBV	CE-Dir	CE-Dtr	GL	BW	200	400	600	MCWT	Milk	SS	DTC	CWT	EMA	Rib	Rump	RBV%	IMF%	ANGUS BREEDING	DOM	HEAVY GRAIN	HEAVY GRASS
	+0.8	+2.2	-6.0	+3.0	+38	+64	+77	+67	+17	+1.6	-3.6	+42	+9.6	+1.4	+1.2	+1.2	+0.7	\$87	\$98	\$71	\$94
ACC	54%	44%	84%	75%	70%	69%	74%	69%	59%	59%	40%	62%	61%	67%	65%	61%	60%				
EXPECTED AVERAGE PROGENY VALUE																					
EBV	2.9	3	-7.2	3.3	46	85	102	85	17	2.8	-6	60	6.6	1.7	2.2	0.3	1.9	\$123	\$119	\$125	\$121

LOT 142 WELCOME SWALLOW EARNEN J293(AI) AMFU, NHFU, CAFU, DDFU

IDENTIFIER: CMAJ293
BIRTH DATE: 29/08/2013
REGISTER: HBR

KMK ALLIANCE 6595 187 USA13346328
CONNELLY CONSENSUS USA15513367
BLINDA OF CONANGA 004 USA14220093
Sire: CONNEALY EARNAN 076(ET) USA16969555
CONNELLY TOBIN USA15497354
BRAZILIA OF CONANGA 3991 839A USA16246696
BRESHA OF CONANGA 1251 USA14527868

C R A BEXTOR 872 5205 608 USA13009379
TC ABERDEEN 759 USA15840414
TC BLACKBIRD 4034 USA14844785
Dam: WELCOME SWALLOW ABERDEEN F265(AI) CMAF265
ARDROSSAN DIRECTION W109(AI)(ET) NAQW109
WELCOME SWALLOW W109 LOWAN X53 D269(BAR)(AI)(ET) CMAD269
TE MANIA LOWAN X53(AI)(ET) VTMX53

Notes: Estimated Joining Sire KC HAAS GPS

ANGUS GROUP BREEDPLAN EBVs JUNE 2015																	\$INDEX VALUES				
EBV	CE-Dir	CE-Dtr	GL	BW	200	400	600	MCWT	Milk	SS	DTC	CWT	EMA	Rib	Rump	RBV%	IMF%	ANGUS BREEDING	DOM	HEAVY GRAIN	HEAVY GRASS
	-8.0	-1.7	-0.9	+8.1	+55	+101	+132	+108	+17	+1.5	-	+74	+8.7	-1.1	-1.3	+1.6	+1.5	\$114	\$108	\$119	\$113
ACC	45%	33%	85%	75%	70%	69%	73%	66%	49%	58%	-	58%	59%	65%	62%	57%	58%				
EXPECTED AVERAGE PROGENY VALUE																					
EBV	-1.5	1	-4.7	5.9	55	103	129	104	17	2.8	-	76	6.3	0.5	0.9	0.5	2.3	\$137	\$124	\$149	\$131

LOT 143 WELCOME SWALLOW EARNEN J302(AI) AMFU, NHFU, CAFU, DDFU

IDENTIFIER: CMAJ302
BIRTH DATE: 30/08/2013
REGISTER: HBR

KMK ALLIANCE 6595 187 USA13346328
CONNELLY CONSENSUS USA15513367
BLINDA OF CONANGA 004 USA14220093
Sire: CONNEALY EARNAN 076(ET) USA16969555
CONNELLY TOBIN USA15497354
BRAZILIA OF CONANGA 3991 839A USA16246696
BRESHA OF CONANGA 1251 USA14527868

C R A BEXTOR 872 5205 608 USA13009379
TC ABERDEEN 759 USA15840414
TC BLACKBIRD 4034 USA14844785
Dam: WELCOME SWALLOW ABERDEEN F224(AI) CMAF224
L T 598 BANDO 9074 USA9074
WELCOME SWALLOW BANDO 9074 D219(AI)(ET) CMAD219
TE MANIA LOWAN X53(AI)(ET) VTMX53

Notes: Estimated Joining Sire KC HAAS GPS

ANGUS GROUP BREEDPLAN EBVs JUNE 2015																	\$INDEX VALUES				
EBV	CE-Dir	CE-Dtr	GL	BW	200	400	600	MCWT	Milk	SS	DTC	CWT	EMA	Rib	Rump	RBV%	IMF%	ANGUS BREEDING	DOM	HEAVY GRAIN	HEAVY GRASS
	-3.8	-0.6	-0.7	+5.3	+49	+92	+113	+85	+19	+1.3	-	+64	+8.1	-0.9	-1.3	+1.6	+1.3	\$109	\$111	\$109	\$110
ACC	45%	33%	85%	75%	70%	69%	73%	66%	49%	57%	-	58%	59%	65%	62%	57%	58%				
EXPECTED AVERAGE PROGENY VALUE																					
EBV	0.6	1.6	-4.6	4.4	52	98	120	93	18	2.7	-	71	5.9	0.6	0.9	0.5	2.2	\$135	\$126	\$144	\$129

LOT 144 WELCOME SWALLOW EARNEN F326 J734(APR)(AI)(ET) AMFU, NH5%, CAFU, DDFU

IDENTIFIER: CMAJ734
BIRTH DATE: 10/09/2013
REGISTER: APR

KMK ALLIANCE 6595 187 USA13346328
CONNELLY CONSENSUS USA15513367
BLINDA OF CONANGA 004 USA14220093
Sire: CONNEALY EARNAN 076(ET) USA16969555
CONNELLY TOBIN USA15497354
BRAZILIA OF CONANGA 3991 839A USA16246696
BRESHA OF CONANGA 1251 USA14527868

TE MANIA YORKSHIRE Y437(AI) VTM437
TE MANIA BERKLEY B1(AI) VTM81
TE MANIA LOWAN Z53(AI)(ET) VTMZ53
Dam: WELCOME SWALLOW BERKLEY F326(APR)(AI) CMAF326
BOOROOMOOKA THEO T030(AI) NGMT30
WELCOME SWALLOW X27(AI) CMAX27
WELCOME SWALLOW U19(AI) CMAU19

Notes: An Earnen x Berkley combination - TOP 5% for ABI, Domestic & Heavy Grass Indexes. Estimated Joining Sire KC HAAS GPS should lift these Indexes even higher!

ANGUS GROUP BREEDPLAN EBVs JUNE 2015																	\$INDEX VALUES				
EBV	CE-Dir	CE-Dtr	GL	BW	200	400	600	MCWT	Milk	SS	DTC	CWT	EMA	Rib	Rump	RBV%	IMF%	ANGUS BREEDING	DOM	HEAVY GRAIN	HEAVY GRASS
	+1.5	+2.4	-5.3	+4.7	+51	+95	+119	+102	+14	+1.1	-4.1	+71	+8.8	-0.4	-0.8	+1.2	+1.7	\$131	\$125	\$138	\$128
ACC	46%	35%	66%	75%	69%	69%	73%	65%	47%	61%	36%	58%	59%	65%	62%	58%	58%				
EXPECTED AVERAGE PROGENY VALUE																					
EBV	1.7	-	-6.2	4.3	52	98	121	98	16	2.7	-6.1	74	4.7	1.2	1.6	-0.2	2.3	\$135	\$124	\$144	\$129

LOT 145 **WELCOME SWALLOW REGENT C186 J735(AI)(ET)** AMFU, NHFU, CAFU, DDFU IDENTIFIER: CMAJ735
BIRTH DATE: 27/09/2013
REGISTER: HBR

RENNEYEA XPONENTIAL X555(AI)(ET) NORX555 S A V 8180 TRAVELER 004 USA13512009
TE MANIA AMBASSADOR A134(AI) VTMA134 S A V NET WORTH 4200 USA14739204
TE MANIA LOWAN Y211(ACR)(AI) VTMU211 S A V MAY 2410 USA14140883

Sire: TUWHARETOA REGENT D145(AI)(ET) BNAD145 **Dam: WELCOME SWALLOW MIRREN C186(AI)(ET) CMA186**
YTHANBRAE HENRY VIII U8(AI)(ET) VLYU8 B/R NEW DESIGN 036 USA036
LAWSON'S HENRY VIII Y5(AI) VLYY5 TE MANIA MOONGARA X8(AI)(ET) VTMX8
YTHANBRAE DIRECTION T270(AI) VLYT270 TE MANIA MOONGARA R225 VTMR225

Notes: Estimated Joining Sire KC HAAS GPS - AI'ed 10/12/2012 estimated calving date 20/09/2014. Also AI'ed to KM Broken Bow 31/10/2014

ANGUS GROUP BREEDPLAN EBVs JUNE 2015																	\$INDEX VALUES			
CE-Dir	CE-Dtr	GL	BW	200	400	600	MCWT	Milk	SS	DTC	CWT	EMA	Rib	Rump	RBV%	IMF%	ANGUS BREEDING	DOM	HEAVY GRAIN	HEAVY GRASS
-3.4	-3.2	-4.1	+4.5	+44	+78	+104	+105	+17	+1.1	-5.1	+69	+5.7	+0.9	-0.5	-0.3	+2.3	\$98	\$91	\$104	\$94
ACC	59%	54%	64%	76%	71%	75%	71%	62%	64%	47%	65%	63%	68%	67%	63%	63%				
EXPECTED AVERAGE PROGENY VALUE																				
EBV	0.9	0.3	-6.3	4.1	49	92	116	103	17	2.5	-6.5	74	4.8	1.5	1.3	-0.4	\$129	\$116	\$142	\$121

LOT 146 **WELCOME SWALLOW EARNEN F326 J738(APR)(AI)(ET)** AMFU, NH5%, CAFU, DDFU IDENTIFIER: CMAJ738
BIRTH DATE: 15/09/2013
REGISTER: APR

KMK ALLIANCE 6595 I87 USA13346328 TE MANIA YORKSHIRE Y437(AI) VTMU437
CONNELLY CONSENSUS USA15513367 TE MANIA BERKLEY B1(AI) VTMB1
BLINDA OF CONANGA 004 USA14220093 TE MANIA LOWAN Z53(AI)(ET) VTMZ53

Sire: CONNELLY EARNAN 076(ET) USA16969555 **Dam: WELCOME SWALLOW BERKLEY F326(APR)(AI) CMAF326**
CONNELLY TOBIN USA15497354 BOOROOMOOKA THEO T030(AI) NGMT30
BRAZILIA OF CONANGA 3991 839A USA16246696 WELCOME SWALLOW X27(AI) CMAZ27
BRESHA OF CONANGA 1251 USA14527868 WELCOME SWALLOW U19(AI) CMAU19

Notes: An Earnen x Berkley combination - TOP 10 % for ABI,Domes-tic & Heavy Grass Indexes. Estimated Joining Sire KC HAAS GPS should lift these indexes even higher!

ANGUS GROUP BREEDPLAN EBVs JUNE 2015																	\$INDEX VALUES			
CE-Dir	CE-Dtr	GL	BW	200	400	600	MCWT	Milk	SS	DTC	CWT	EMA	Rib	Rump	RBV%	IMF%	ANGUS BREEDING	DOM	HEAVY GRAIN	HEAVY GRASS
-0.1	+1.7	-5.1	+5.4	+50	+93	+117	+104	+13	+1.0	-4.6	+69	+6.7	0.0	-0.2	+0.5	+1.9	\$124	\$117	\$131	\$121
ACC	46%	35%	66%	75%	69%	73%	65%	47%	61%	36%	58%	59%	65%	62%	58%	58%				
EXPECTED AVERAGE PROGENY VALUE																				
EBV	2.5	2.8	-6.7	4.5	52	99	121	101	15	2.5	-6.6	73	5.3	1	1.5	0	\$141	\$129	\$154	\$134

LOT 147 **WELCOME SWALLOW EARNEN E101 J744(AI)(ET)** AMFU, NHFU, CAFU, DDFU IDENTIFIER: CMAJ744
BIRTH DATE: 01/09/2013
REGISTER: HBR

KMK ALLIANCE 6595 I87 USA13346328 SITZ ALLIANCE 6595 USA6595
CONNELLY CONSENSUS USA15513367 K C F BENNETT TOTAL USA13687063
BLINDA OF CONANGA 004 USA14220093 EXT OF CONANGA 6790 USA12797613

Sire: CONNELLY EARNAN 076(ET) USA16969555 **Dam: WELCOME SWALLOW TOTAL E101(AI)(ET) CMAE101**
CONNELLY TOBIN USA15497354 ARDROSSAN CONNECTION X15(AI)(ET) NAQX15
BRAZILIA OF CONANGA 3991 839A USA16246696 WELCOME SWALLOW Z148(AI) CMAZ148
BRESHA OF CONANGA 1251 USA14527868 TE MANIA LOWAN X203 VTMX203

Notes: Estimated Joining Sire KC HAAS GPS

ANGUS GROUP BREEDPLAN EBVs JUNE 2015																	\$INDEX VALUES			
CE-Dir	CE-Dtr	GL	BW	200	400	600	MCWT	Milk	SS	DTC	CWT	EMA	Rib	Rump	RBV%	IMF%	ANGUS BREEDING	DOM	HEAVY GRAIN	HEAVY GRASS
+1.2	-	-4.7	+3.6	+46	+86	+106	+83	+16	+1.1	-3.8	+65	+5.6	+0.7	+0.5	0.0	+1.4	\$108	\$109	\$103	\$110
ACC	46%	-	62%	75%	69%	73%	66%	48%	60%	35%	58%	59%	65%	62%	58%	58%				
EXPECTED AVERAGE PROGENY VALUE																				
EBV	3.1	-	-6.5	3.6	50	96	117	92	17	2.6	-6.2	71	4.7	1.4	1.9	-0.3	\$135	\$125	\$142	\$130

LOT 148 **WELCOME SWALLOW EARNEN E101 J745(AI)(ET)** AMFU, NHFU, CAFU, DDFU IDENTIFIER: CMAJ745
BIRTH DATE: 03/09/2013
REGISTER: HBR

KMK ALLIANCE 6595 I87 USA13346328 SITZ ALLIANCE 6595 USA6595
CONNELLY CONSENSUS USA15513367 K C F BENNETT TOTAL USA13687063
BLINDA OF CONANGA 004 USA14220093 EXT OF CONANGA 6790 USA12797613

Sire: CONNELLY EARNAN 076(ET) USA16969555 **Dam: WELCOME SWALLOW TOTAL E101(AI)(ET) CMAE101**
CONNELLY TOBIN USA15497354 ARDROSSAN CONNECTION X15(AI)(ET) NAQX15
BRAZILIA OF CONANGA 3991 839A USA16246696 WELCOME SWALLOW Z148(AI) CMAZ148
BRESHA OF CONANGA 1251 USA14527868 TE MANIA LOWAN X203 VTMX203

Notes: Estimated Joining Sire KC HAAS GPS

ANGUS GROUP BREEDPLAN EBVs JUNE 2015																	\$INDEX VALUES			
CE-Dir	CE-Dtr	GL	BW	200	400	600	MCWT	Milk	SS	DTC	CWT	EMA	Rib	Rump	RBV%	IMF%	ANGUS BREEDING	DOM	HEAVY GRAIN	HEAVY GRASS
-1.6	-	-4.0	+5.2	+49	+92	+115	+96	+15	+1.2	-3.6	+70	+5.5	+0.3	+0.1	+0.2	+1.4	\$108	\$108	\$107	\$110
ACC	46%	-	62%	75%	69%	73%	66%	48%	60%	35%	58%	59%	65%	62%	58%	58%				
EXPECTED AVERAGE PROGENY VALUE																				
EBV	1.7	-	-6.2	4.3	52	98	121	98	16	2.7	-6.1	74	4.7	1.2	1.6	-0.2	\$135	\$124	\$144	\$129

LOT 149 **WELCOME SWALLOW G149(AI)** AMFU, NHFU, CAFU, DDFU IDENTIFIER: CMAG149
BIRTH DATE: 16/09/2011
REGISTER: HBR

S A F FOCUS OF E R USA6163 PAPA FORTE 1921 USA1921
TE MANIA YORKSHIRE Y437(AI) VTMU437 WOODHILL FORESIGHT USA13936986
TE MANIA LOWAN U275(AI)(ET) VTMU275 BON VIEW GAMMER 85 USA12346837

Sire: TE MANIA BERKLEY B1(AI) VTMB1 **Dam: WELCOME SWALLOW FORESIGHT D246(AI) CMAD246**
KENNY'S CREEK SANDY S15(AI) NDIS15 YTHANBRAE NEW DESIGN 036 V1002(AI) VLYV1002
TE MANIA LOWAN Z53(AI)(ET) VTMZ53 ICM YIPPEE GIRL Y101(AI) BICY101
TE MANIA LOWAN V129(ACR)(AI)(ET) VTMV129 ICM T102(AI)(TW) BICT102

Notes: Donor combining Berkley with Woodhill Foresight - TOP 5% for ALL INDEXES! Estimated Joining Sire KC HAAS GPS

ANGUS GROUP BREEDPLAN EBVs JUNE 2015																	\$INDEX VALUES			
CE-Dir	CE-Dtr	GL	BW	200	400	600	MCWT	Milk	SS	DTC	CWT	EMA	Rib	Rump	RBV%	IMF%	ANGUS BREEDING	DOM	HEAVY GRAIN	HEAVY GRASS
+1.3	+0.8	-4.4	+5.0	+53	+97	+128	+137	+18	+3.3	-7.5	+73	+5.7	-1.3	-0.7	+0.7	+2.0	\$138	\$121	\$154	\$128
ACC	58%	52%	85%	76%	72%	73%	72%	64%	64%	51%	65%	64%	69%	68%	64%	64%				
EXPECTED AVERAGE PROGENY VALUE																				
EBV	3.2	2.4	-6.4	4.3	54	101	128	119	18	3.7	-7.9	75	4.7	0.4	1.2	0.1	\$149	\$131	\$167	\$139

LOT 150 1 x EMBRYOS *Please note Bids taken will be per Embryo

CARABAR DOCKLANDS D62
x
WELCOME SWALLOW G149(AI) CMAG149

ARDROSSAN DIRECTION W109(AI)(ET) NAQW109 TE MANIA YORKSHIRE Y437(AI) VTMU437
Sire: KAROO W109 DIRECTION Z181 NENZ181 Sire: TE MANIA BERKLEY B1(AI) VTMB1
KAROO FLATS MADONNA V56(AI) NENV56 TE MANIA LOWAN Z53(AI)(ET) VTMZ53

CARABAR DOCKLANDS D62(AI) QHED62 **WELCOME SWALLOW G149(AI) CMAG149**
BON VIEW NEW DESIGN 1407 USA1407 WOODHILL FORESIGHT USA13936986
Dam: CARABAR BLACKCAP MARY B12(AI)(ET) QHEB12 Dam: WELCOME SWALLOW FORESIGHT D246(AI) CMAD246
BOOROOMOOKA TRACY T4(AI)(ET) NGMT4 ICM YIPPEE GIRL Y101(AI) BICY101

EXPECTED AVERAGE PROGENY VALUE																				
CE-Dir	CE-Dtr	GL	BW	200	400	600	MCWT	Milk	SS	DTC	CWT	EMA	Rib	Rump	RBV%	IMF%	ANGUS BREEDING	DOM	HEAVY GRAIN	HEAVY GRASS
3.3	2.2	-6.6	4.5	51	95	130	118	21	3.3	-6.2	69	6.8	0.8	1	0.6	1.5				
\$INDEX VALUES																				
ANGUS BREEDING	DOM	HEAVY GRAIN	HEAVY GRASS																	
\$138	\$120	\$145	\$135																	

LOT 151 **WELCOME SWALLOW G157(AI)** AMFU, NHFU, CAFU, DDFU IDENTIFIER: CMAG157
BIRTH DATE: 18/09/2011
REGISTER: HBR

S A V 8180 TRAVELER 004 USA13512009 V D A R NEW TREND 315 USA315
S A V NET WORTH 4200 USA14739204 B/R NEW DESIGN 036 USA036
S A V MAY 2410 USA14140883 B/R BLACKCAP EMPRESS 76 USA76

Sire: SCHAFF NET INCOME 7024 USA15892972 **Dam: WELCOME SWALLOW Z101(AI)(ET) CMAZ101**
B C C BUSHWACKER 41-93 USA41-93 TE MANIA KNIGHT K206+90(AI)(ET) VTMK206+90
EA WILLABAR 4100 USA15405792 HAZELDEAN P90(AI) NHZP90
TMT RISING STAR 8048 USA13428735 HAZELDEAN H7+88(AI) NHZH7+88

Notes: Donor Net Income daughter - progeny by Tour of Duty should show real power! Estimated Joining Sire R B TOUR OF DUTY 177

ANGUS GROUP BREEDPLAN EBVs JUNE 2015																	\$INDEX VALUES			
CE-Dir	CE-Dtr	GL	BW	200	400	600	MCWT	Milk	SS	DTC	CWT	EMA	Rib	Rump	RBV%	IMF%	ANGUS BREEDING	DOM	HEAVY GRAIN	HEAVY GRASS
+1.1	+2.3	-1.5	+2.8	+33	+53	+74	+65	+16	+2.4	-5.7	+38	+2.9	+0.4	-0.1	+0.5	+1.0	\$81	\$85	\$72	\$84
ACC	53%	44%	84%	79%	73%	72%	75%	71%	62%	62%	43%	63%	60%	66%	64%	59%	58%			
EXPECTED AVERAGE PROGENY VALUE																				
EBV	0.5	1.1	-2.5	3.8	40	71	92	82	17	1.8	-	51	5.2	-0.9	-1.5	1.3	\$92	\$98	\$85	\$96

LOT 152 1 x EMBRYOS *Please note Bids taken will be per Embryo

CARABAR DOCKLANDS D62(AI) QHED62
x
WELCOME SWALLOW G157(AI) CMAG157

ARDROSSAN DIRECTION W109(AI)(ET) NAQW109 S A V NET WORTH 4200 USA14739204
Sire: KAROO W109 DIRECTION Z181 NENZ181 Sire: SCHAFF NET INCOME 7024 USA15892972
KAROO FLATS MADONNA V56(AI) NENV56 EA WILLABAR 4100 USA15405792

CARABAR DOCKLANDS D62(AI) QHED62 **WELCOME SWALLOW G157(AI) CMAG157**
BON VIEW NEW DESIGN 1407 USA1407 B/R NEW DESIGN 036 USA036
Dam: CARABAR BLACKCAP MARY B12(AI)(ET) QHEB12 Dam: WELCOME SWALLOW Z101(AI)(ET) CMAZ101
BOOROOMOOKA TRACY T4(AI)(ET) NGMT4 HAZELDEAN P90(AI) NHZP90

EXPECTED AVERAGE PROGENY VALUE																				
CE-Dir	CE-Dtr	GL	BW	200	400	600	MCWT	Milk	SS	DTC	CWT	EMA	Rib	Rump	RBV%	IMF%	ANGUS BREEDING	DOM	HEAVY GRAIN	HEAVY GRASS
3.1	2.9	-5.2	3.3	41	74	104	82	19	2.8	-5.3	53	5.9	1.6	1.3	0.6	0.9				
\$INDEX VALUES																				
ANGUS BREEDING	DOM	HEAVY GRAIN	HEAVY GRASS																	
\$111	\$104	\$105	\$114																	

LOT 153 4 x EMBRYOS *Please note Bids taken will be per Embryo

BASIN EXCITEMENT USA16047404 x WELCOME SWALLOW G157(AI) CMAG157. Includes sire and dam information for both parents.

Table with columns for CE-Dir, CE-Dtr, GL, BW, 200, 400, 600, MCWT, Milk, SS, DTC, CWT, EMA, Rib, Rump, RBY%, IMF%. Includes \$INDEX VALUES for ANGUS BREEDING, DOM, HEAVY GRAIN, HEAVY GRASS.

LOT 154 WELCOME SWALLOW ON TIME G20(APR)(AI) AMFU, NHFU, CAFU, DDFU. IDENTIFIER: CMAG20 BIRTH DATE: 19/08/2011 REGISTER: APR

PAPA EQUATOR 2928 USA2928, B/R NEW DESIGN 036 USA036. Notes: Estimated Joining Sire BASIN EXCITEMENT - AI'ed 10/12/2014. Also AI'ed to CARABAR DOCKLANDS 3/11/2014 & 21/11/2014

Table with columns for CE-Dir, CE-Dtr, GL, BW, 200, 400, 600, MCWT, Milk, SS, DTC, CWT, EMA, Rib, Rump, RBY%, IMF%. Includes \$INDEX VALUES for ANGUS BREEDING, DOM, HEAVY GRAIN, HEAVY GRASS.

LOT 155 WELCOME SWALLOW G138(AI) AM17%, NH17%, CAFU, DDFU. IDENTIFIER: CMAG138 BIRTH DATE: 12/09/2011 REGISTER: HBR

S A V 8180 TRAVELER 004 USA13512009, G A R PRECISION 1680 USA1680. Notes: Estimated Joining Sire BASIN EXCITEMENT - AI'ed 11/12/2014 estimated calving date 20/09/2014. Also AI'ed to R B TOUR OF DUTY 3/11/2014

Table with columns for CE-Dir, CE-Dtr, GL, BW, 200, 400, 600, MCWT, Milk, SS, DTC, CWT, EMA, Rib, Rump, RBY%, IMF%. Includes \$INDEX VALUES for ANGUS BREEDING, DOM, HEAVY GRAIN, HEAVY GRASS.

LOT 156 WELCOME SWALLOW ABERDEEN H233(APR)(AI) AMFU, NHFU, CAFU, DDFU. IDENTIFIER: CMAH233 BIRTH DATE: 14/08/2012 REGISTER: APR

B A R EXT TRAVELER 205 USA5205, BALDRIDGE KABOOM K243 KCF USA13987017. Notes: Estimated Joining Sire BASIN EXCITEMENT

Table with columns for CE-Dir, CE-Dtr, GL, BW, 200, 400, 600, MCWT, Milk, SS, DTC, CWT, EMA, Rib, Rump, RBY%, IMF%. Includes \$INDEX VALUES for ANGUS BREEDING, DOM, HEAVY GRAIN, HEAVY GRASS.

LOT 157 WELCOME SWALLOW IDENTITY D126 J5(APR)(AI) AMFU, NHFU, CAFU, DDFU. IDENTIFIER: CMAJ5 BIRTH DATE: 19/04/2013 REGISTER: APR

C R A BEXTOR 872 5205 608 USA13009379, BOYD NEW DAY 8005 USA13050780. Notes: Estimated Joining Sire BASIN EXCITEMENT AI'ed 20/11/2014. Estimated calving date = 30/08/2015. Please note also AI'ed 31/10/14 to Te Mania Berkley

Table with columns for CE-Dir, CE-Dtr, GL, BW, 200, 400, 600, MCWT, Milk, SS, DTC, CWT, EMA, Rib, Rump, RBY%, IMF%. Includes \$INDEX VALUES for ANGUS BREEDING, DOM, HEAVY GRAIN, HEAVY GRASS.

LOT 158 WELCOME SWALLOW ON TIME J43(APR) AMFU, NHFU, CAFU, DDFU. IDENTIFIER: CMAJ43 BIRTH DATE: 14/05/2013 REGISTER: APR

PAPA EQUATOR 2928 USA2928, KENNY'S CREEK SANDY S15(AI) NDIS15. Notes: Estimated Joining Sire BASIN EXCITEMENT AI'ed 11/12/2014 = estimated calving date 20/09/2014. Please note also AI'ed to CARABAR DOCKLANDS 31/10/2014 & 22/11/2014

Table with columns for CE-Dir, CE-Dtr, GL, BW, 200, 400, 600, MCWT, Milk, SS, DTC, CWT, EMA, Rib, Rump, RBY%, IMF%. Includes \$INDEX VALUES for ANGUS BREEDING, DOM, HEAVY GRAIN, HEAVY GRASS.

LOT 159 WELCOME SWALLOW ON TIME J48(APR) AMFU, NHFU, CAFU, DD25%. IDENTIFIER: CMAJ48 BIRTH DATE: 21/05/2013 REGISTER: APR

PAPA EQUATOR 2928 USA2928, BON VIEW NEW DESIGN 1407 USA1407. Notes: Estimated Joining Sire BASIN EXCITEMENT

Table with columns for CE-Dir, CE-Dtr, GL, BW, 200, 400, 600, MCWT, Milk, SS, DTC, CWT, EMA, Rib, Rump, RBY%, IMF%. Includes \$INDEX VALUES for ANGUS BREEDING, DOM, HEAVY GRAIN, HEAVY GRASS.

LOT 160 WELCOME SWALLOW ON TIME J53(APR)(AI)(ET) AMFU, NHFU, CAFU, DDFU. IDENTIFIER: CMAJ53 BIRTH DATE: 26/05/2013 REGISTER: APR

PAPA EQUATOR 2928 USA2928, PAPA FORTE 1921 USA1921. Notes: Estimated Joining Sire BASIN EXCITEMENT AI'ed 11/12/2014 = estimated calving date 20/09/2014. Please note also AI'ed to CARABAR DOCKLANDS 31/10/2014 & 21/11/2014

Table with columns for CE-Dir, CE-Dtr, GL, BW, 200, 400, 600, MCWT, Milk, SS, DTC, CWT, EMA, Rib, Rump, RBY%, IMF%. Includes \$INDEX VALUES for ANGUS BREEDING, DOM, HEAVY GRAIN, HEAVY GRASS.

LOT 161 WELCOME SWALLOW ON TIME J61 AMFU, NHFU, CAFU, DD2% IDENTIFIER: CMAJ161 BIRTH DATE: 18/06/2013 REGISTER: HBR

PAPA EQUATOR 2928 USA2928 BT EQUATOR 395M USA14237157 RM BLACK MAGIC 7574 E A R USA11279411 Sire: BOOROOMOOKA ON TIME D105(AI) NGMD105 Dam: WELCOME SWALLOW ALLIANCE D293 CMAD293

Table with columns for ANGUS GROUP BREEDPLAN EBVs JUNE 2015 and \$INDEX VALUES. Rows include EBV, ACC, and EXPECTED AVERAGE PROGENY VALUE.

LOT 162 WELCOME SWALLOW IDENTITY J153(APR)(AI) AMFU NHFU CAFU DD4% IDENTIFIER: CMAJ153 BIRTH DATE: 12/08/2013 REGISTER: APR

C R A BEXTOR 872 5205 608 USA13009379 TC ABERDEEN 759 USA15840414 Sire: ELLINGSON IDENTITY 9104 USA16413257 Dam: WELCOME SWALLOW G136(AI) CMAG136

Table with columns for ANGUS GROUP BREEDPLAN EBVs JUNE 2015 and \$INDEX VALUES. Rows include EBV, ACC, and EXPECTED AVERAGE PROGENY VALUE.

LOT 163 WELCOME SWALLOW GPS J166(AI) AMFU, NHFU, CAFU, DD2% IDENTIFIER: CMAJ166 BIRTH DATE: 14/08/2013 REGISTER: HBR

N BAR PRIME TIME D806 USAD806 GARDENS PRIME STAR USA14740749 Sire: KC HAAS GPS USA15848590 Dam: WELCOME SWALLOW ABERDEEN F228(AI) CMAE228

Table with columns for ANGUS GROUP BREEDPLAN EBVs JUNE 2015 and \$INDEX VALUES. Rows include EBV, ACC, and EXPECTED AVERAGE PROGENY VALUE.

LOT 164 WELCOME SWALLOW IDENTITY J167(AI) AM13% NHFU CAFU DDFU IDENTIFIER: CMAJ167 BIRTH DATE: 14/08/2013 REGISTER: HBR

C R A BEXTOR 872 5205 608 USA13009379 TC ABERDEEN 759 USA15840414 Sire: ELLINGSON IDENTITY 9104 USA16413257 Dam: WELCOME SWALLOW ON TIME G16(AI) CMAG16

Table with columns for ANGUS GROUP BREEDPLAN EBVs JUNE 2015 and \$INDEX VALUES. Rows include EBV, ACC, and EXPECTED AVERAGE PROGENY VALUE.

LOT 165 WELCOME SWALLOW IDENTITY J169(AI) AMFU, NHFU, CAFU, DDFU IDENTIFIER: CMAJ169 BIRTH DATE: 14/08/2013 REGISTER: HBR

C R A BEXTOR 872 5205 608 USA13009379 TC ABERDEEN 759 USA15840414 Sire: ELLINGSON IDENTITY 9104 USA16413257 Dam: WELCOME SWALLOW G42(AI) CMAG42

Table with columns for ANGUS GROUP BREEDPLAN EBVs JUNE 2015 and \$INDEX VALUES. Rows include EBV, ACC, and EXPECTED AVERAGE PROGENY VALUE.

LOT 166 WELCOME SWALLOW GPS J187(AI) AMFU, NHFU, CAFU, DDFU IDENTIFIER: CMAJ187 BIRTH DATE: 16/08/2013 REGISTER: HBR

N BAR PRIME TIME D806 USAD806 GARDENS PRIME STAR USA14740749 Sire: KC HAAS GPS USA15848590 Dam: WELCOME SWALLOW G69(AI) CMAG69

Table with columns for ANGUS GROUP BREEDPLAN EBVs JUNE 2015 and \$INDEX VALUES. Rows include EBV, ACC, and EXPECTED AVERAGE PROGENY VALUE.

LOT 167 WELCOME SWALLOW GPS J194(APR)(AI) AMFU, NHFU, CAFU, DDFU IDENTIFIER: CMAJ194 BIRTH DATE: 17/08/2013 REGISTER: APR

N BAR PRIME TIME D806 USAD806 GARDENS PRIME STAR USA14740749 Sire: KC HAAS GPS USA15848590 Dam: WELCOME SWALLOW SPARK E148(APR)(AI) CMAE148

Table with columns for ANGUS GROUP BREEDPLAN EBVs JUNE 2015 and \$INDEX VALUES. Rows include EBV, ACC, and EXPECTED AVERAGE PROGENY VALUE.

LOT 168 WELCOME SWALLOW GPS J207(APR)(AI) AMFU, NHFU, CAFU, DDFU IDENTIFIER: CMAJ207 BIRTH DATE: 19/08/2013 REGISTER: APR

N BAR PRIME TIME D806 USAD806 GARDENS PRIME STAR USA14740749 Sire: KC HAAS GPS USA15848590 Dam: WELCOME SWALLOW ON TIME G20(APR)(AI) CMAG20

Table with columns for ANGUS GROUP BREEDPLAN EBVs JUNE 2015 and \$INDEX VALUES. Rows include EBV, ACC, and EXPECTED AVERAGE PROGENY VALUE.

LOT 169 **WELCOME SWALLOW DOCKLANDS J230(APR)(AI)** AMFU, NH5%, CAFU, DD2% IDENTIFIER: CMAJ230 BIRTH DATE: 21/08/2013 REGISTER: APR

ARDROSSAN DIRECTION W109(AI)(ET) NAQW109 HYLINE RIGHT TIME 338(ET) USA13058662
 KAROO W109 DIRECTION Z181 NENZ181 K C F BENNETT PERFORMER USA14885809
 KAROO FLATS MADONNA V56(AI) NENV56 K C F MISS 589 L182 USA13852823
Sire: CARABAR DOCKLANDS D62(AI) QHED62 **Dam: WELCOME SWALLOW PERFORMER F337(APR)(AI) CMAF337**
 BON VIEW NEW DESIGN 1407 USA1407 WELCOME SWALLOW Z79(APR)(AI) CMAZ79
 CARABAR BLACKCAP MARY B12(AI)(ET) QHEB12 WELCOME SWALLOW MODEST C223(APR) CMAC223
 BOOROOMOOKA TRACY T4(AI)(ET) NGMT4 TE MANIA BARUNAH X828 VTMX828

Notes: Estimated Joining Sire BASIN EXCITEMENT

ANGUS GROUP BREEDPLAN EBVs JUNE 2015																	\$INDEX VALUES			
CE-Dir	CE-Dtr	GL	BW	200	400	600	MCWT	Milk	SS	DTC	CWT	EMA	Rib	Rump	RBV%	IMF%	ANGUS BREEDING	DOM	HEAVY GRAIN	HEAVY GRASS
+3.0	+2.0	-6.3	+3.7	+41	+77	+103	+77	+19	+2.8	-3.9	+55	+5.5	+0.9	+1.4	+0.3	+1.1	\$108	\$105	\$101	\$111
ACC	53%	42%	85%	75%	70%	69%	74%	68%	55%	59%	40%	60%	66%	64%	59%	59%				
EXPECTED AVERAGE PROGENY VALUE																				
EBV	3	2.2	-7.4	3.5	50	92	110	90	19	2.3	-	67	6.3	0.5	0	1	\$112	\$118	\$105	\$115

LOT 170 **WELCOME SWALLOW GPS J237(AI)** AMFU, NHFU, CAFU, DDFU IDENTIFIER: CMAJ237 BIRTH DATE: 22/08/2013 REGISTER: HBR

N BAR PRIME TIME D806 USAD806 TE MANIA UNLIMITED U3271(AI)(ET) VTMU3271
 GARDENS PRIME STAR USA14740749 TE MANIA INFINITY 04 379 AB NZE04379
 GREEN GARDEN JILT C242 S1 USA14119892 TE MANIA 95102 NZE95102
Sire: KC HAAS GPS USA15848590 **Dam: WELCOME SWALLOW INFINITY C240 F363(AI)(ET) CMAF363**
 B/R DESTINATION 727-928 USA928 S A V NET WORTH 4200 USA14739204
 KCH ELINE 549 USA15137176 WELCOME SWALLOW MIRREN C240(RAR)(AI)(ET) CMA240
 K C H ELINE 263 USA14221660 TE MANIA MITTAGONG X153(AI)(ET) VTMX153

Notes: A GPS x Infinity combination - TOP 5% FOR ALL INDEXES! Estimated Joining Sire BASIN EXCITEMENT

ANGUS GROUP BREEDPLAN EBVs JUNE 2015																	\$INDEX VALUES			
CE-Dir	CE-Dtr	GL	BW	200	400	600	MCWT	Milk	SS	DTC	CWT	EMA	Rib	Rump	RBV%	IMF%	ANGUS BREEDING	DOM	HEAVY GRAIN	HEAVY GRASS
+2.2	+1.2	-6.6	+4.0	+48	+92	+117	+100	+15	+3.2	-6.8	+69	+3.6	+0.5	+1.2	-0.9	+2.9	\$135	\$119	\$151	\$126
ACC	49%	37%	83%	74%	70%	69%	73%	65%	49%	58%	37%	59%	65%	62%	58%	58%				
EXPECTED AVERAGE PROGENY VALUE																				
EBV	2.5	1.8	-7.6	3.6	53	100	118	101	17	2.5	-	74	5.3	0.3	-0.1	0.4	\$125	\$125	\$129	\$123

LOT 171 **WELCOME SWALLOW IDENTITY J241(APR)(AI)** AMFU, NHFU, CAFU, DD26% IDENTIFIER: CMAJ241 BIRTH DATE: 23/08/2013 REGISTER: APR

C R A BEXTOR 872 5205 608 USA13009379 BON VIEW NEW DESIGN 1407 USA1407
 TC ABERDEEN 759 USA15840414 SITZ NEW DESIGN 458N USA14474596
 GREEN GARDEN JILT C242 S1 USA14119892 SITZ ELLUNAS ELITE 3308 USA13028479
Sire: ELLINGSON IDENTITY 9104 USA16413257 **Dam: WELCOME SWALLOW SITZ 458N F190(APR)(AI) CMAF190**
 WULFFS EXT 6106 USA6106 WELCOME SWALLOW V16(APR) CMAV16
 EA QUEEN DOLLY 7813 USA15888099 WELCOME SWALLOW X62(APR) CMAX62
 EA QUEEN DOLLY 5029 USA15178367 WELCOME SWALLOW P52 CMAP52

Notes: Estimated Joining Sire BASIN EXCITEMENT 12/12/2014= estimated calving date 10/08/2014. Please note also Al'ed CARABAR DOCKLANDS D62 Al'ed 31/10/2014

ANGUS GROUP BREEDPLAN EBVs JUNE 2015																	\$INDEX VALUES				
CE-Dir	CE-Dtr	GL	BW	200	400	600	MCWT	Milk	SS	DTC	CWT	EMA	Rib	Rump	RBV%	IMF%	ANGUS BREEDING	DOM	HEAVY GRAIN	HEAVY GRASS	
-3.3	+0.2	-5.6	+6.5	+47	+84	+115	+103	+14	+1.2	-3.0	+59	+5.7	+0.9	+1.2	+0.4	+1.8	\$109	\$101	\$112	\$109	
ACC	49%	38%	85%	74%	68%	67%	70%	65%	52%	56%	35%	57%	55%	57%	56%	52%	51%				
EXPECTED AVERAGE PROGENY VALUE																					
EBV	-0.2	1.2	-7.2	4.8	53	96	116	102	16	1.5	-	70	6.2	0.4	-0.1	0.9	\$110	\$115	\$107	\$113	

LOT 172 **WELCOME SWALLOW GPS J264(AI)** AMFU, NHFU, CAFU, DDFU IDENTIFIER: CMAJ264 BIRTH DATE: 25/08/2013 REGISTER: HBR

N BAR PRIME TIME D806 USAD806 S A F 598 BANDO 5175 USA5175
 GARDENS PRIME STAR USA14740749 LT 598 BANDO 9074 USA9074
 GREEN GARDEN JILT C242 S1 USA14119892 MILL COULEE BARBARA K323 USAK323
Sire: KC HAAS GPS USA15848590 **Dam: WELCOME SWALLOW BANDO 9074 X53 D263(AI)(ET) CMA263**
 B/R DESTINATION 727-928 USA928 J L B EXACTO 416 USA1223258
 KCH ELINE 549 USA15137176 TE MANIA LOWAN X53(AI)(ET) VTMX53
 K C H ELINE 263 USA14221660 TE MANIA LOWAN R426(AI)(ET) VTMR426

Notes: A GPS x Bando 9074 daughter - TOP 5% FOR ALL INDEXES! Estimated Joining Sire BASIN EXCITEMENT

ANGUS GROUP BREEDPLAN EBVs JUNE 2015																	\$INDEX VALUES				
CE-Dir	CE-Dtr	GL	BW	200	400	600	MCWT	Milk	SS	DTC	CWT	EMA	Rib	Rump	RBV%	IMF%	ANGUS BREEDING	DOM	HEAVY GRAIN	HEAVY GRASS	
+1.5	+1.9	-4.3	+5.0	+49	+94	+117	+95	+16	+3.3	-7.6	+69	+2.8	+0.7	+1.4	-0.5	+2.1	\$132	\$121	\$141	\$126	
ACC	51%	38%	85%	75%	71%	69%	74%	67%	52%	59%	38%	59%	60%	66%	63%	58%	59%				
EXPECTED AVERAGE PROGENY VALUE																					
EBV	2.2	2.1	-6.4	4.1	54	101	117	99	17	2.5	-	75	4.7	0.4	0	0.5	\$123	\$125	\$123	\$122	

LOT 173 **WELCOME SWALLOW REGENT J270(AI)** AMFU, NHFU, CAFU, DDFU IDENTIFIER: CMAJ270 BIRTH DATE: 26/08/2013 REGISTER: HBR

RENNYLEA XPONENTIAL X555(AI)(ET) NORX555 C R A BEXTOR 872 5205 608 USA13009379
 TE MANIA AMBASSADOR A13(AI) VTM A134 TC ABERDEEN 759 USA15840414
 TE MANIA LOWAN Y211(ACR)(AI) VTM Y211 TC BLACKBIRD 4034 USA14844785
Sire: TUWHARETOA REGENT D145(AI)(ET) BNAD145 **Dam: WELCOME SWALLOW ABERDEEN JILT F277(AI)(ET) CMAF277**
 YTHANBRAE HENRY VIII U8(AI)(ET) VLYU8 CLEARWATER PAF SEVILLE 1977 USA13024422
 LAWSONS HENRY VIII Y5(AI) VLYY5 MOHNEN JILT 910 USA13620692
 YTHANBRAE DIRECTION T270(AI) VLYT270 MOHNEN JILT 143 USA11964495

Notes: Estimated Joining Sire BASIN EXCITEMENT Al'ed 11/12/2014. Estimated calving date = 20/09/2015 Please note also Al'ed 31/10/14 to KM BROKEN BOW

ANGUS GROUP BREEDPLAN EBVs JUNE 2015																	\$INDEX VALUES			
CE-Dir	CE-Dtr	GL	BW	200	400	600	MCWT	Milk	SS	DTC	CWT	EMA	Rib	Rump	RBV%	IMF%	ANGUS BREEDING	DOM	HEAVY GRAIN	HEAVY GRASS
-2.4	-2.8	-3.6	+4.6	+44	+80	+106	+90	+18	+1.6	-3.7	+68	+5.8	+0.7	+0.2	-0.2	+2.2	\$101	\$96	\$104	\$99
ACC	57%	52%	84%	75%	71%	70%	74%	70%	61%	44%	64%	62%	68%	66%	62%	62%				
EXPECTED AVERAGE PROGENY VALUE																				
EBV	0.3	-0.3	-6.1	3.9	51	94	112	97	18	1.7	-	74	6.3	0.4	-0.6	0.7	\$106	\$113	\$103	\$109

LOT 174 **WELCOME SWALLOW INFINITY J321(APR)** AMFU, NHFU, CAFU, DD50% IDENTIFIER: CMAJ321 BIRTH DATE: 06/09/2013 REGISTER: APR

TE MANIA UNLIMITED U3271(AI)(ET) VTMU3271 B/R NEW DESIGN 036 USA036
 TE MANIA INFINITY 04 379 AB NZE04379 YTHANBRAE HENRY VIII U8(AI)(ET) VLYU8
 TE MANIA 95102 NZE95102 G A R MAX 678 USA678
Sire: WELCOME SWALLOW INFINITY F250(AI) CMAF250 **Dam: WELCOME SWALLOW G170(APR)(AI)(ET) CMAG170**
 MOHNEN DAY AHEAD 144 USA14848339 DUNOON REAGAN R093(AI)(ET) BHRR093
 WELCOME SWALLOW DIMENSION DAY D198(AI)(ET) CMA198 WELCOME SWALLOW X7(APR)(AI) CMAX7
 WELCOME SWALLOW Z132(AI)(ET) CMAZ132 WELCOME SWALLOW PRINCESS NIGEL S28 CMA528

Notes: Estimated Joining Sire BASIN EXCITEMENT

ANGUS GROUP BREEDPLAN EBVs JUNE 2015																	\$INDEX VALUES			
CE-Dir	CE-Dtr	GL	BW	200	400	600	MCWT	Milk	SS	DTC	CWT	EMA	Rib	Rump	RBV%	IMF%	ANGUS BREEDING	DOM	HEAVY GRAIN	HEAVY GRASS
-2.2	-1.2	-2.4	+4.3	+46	+86	+104	+91	+11	+1.8	-5.1	+66	+3.7	+0.4	+0.1	-0.7	+2.7	\$107	\$105	\$117	\$103
ACC	46%	41%	57%	73%	67%	72%	65%	48%	55%	40%	57%	57%	63%	62%	57%	56%				
EXPECTED AVERAGE PROGENY VALUE																				
EBV	0.3	0.5	-5.5	3.8	52	97	110	96	14	1.9	-	72	5.7	0.3	-0.7	0.5	\$111	\$118	\$111	\$111

LOT 175 **WELCOME SWALLOW GPS J325(AI)(ET)** AMFU, NHFU, CAFU, DDFU IDENTIFIER: CMAJ325 BIRTH DATE: 08/09/2013 REGISTER: HBR

N BAR PRIME TIME D806 USAD806 C R A BEXTOR 872 5205 608 USA13009379
 GARDENS PRIME STAR USA14740749 TC ABERDEEN 759 USA15840414
 GREEN GARDEN JILT C242 S1 USA14119892 TC BLACKBIRD 4034 USA14844785
Sire: KC HAAS GPS USA15848590 **Dam: WELCOME SWALLOW ABERDEEN F216(AI) CMAF216**
 B/R DESTINATION 727-928 USA928 BOYD BEEF MAKER 3069 USA3069
 KCH ELINE 549 USA15137176 WELCOME SWALLOW BEEFMAKER 036 D298(AI)(ET) CMA298
 K C H ELINE 263 USA14221660 TE MANIA MOONGARA X8(AI)(ET) VTMX8

Notes: A GPS x Aberdeen daughter in the TOP 5% for the Domestic & Heavy Grass Indexes. Estimated Joining Sire BASIN EXCITEMENT

ANGUS GROUP BREEDPLAN EBVs JUNE 2015																	\$INDEX VALUES				
CE-Dir	CE-Dtr	GL	BW	200	400	600	MCWT	Milk	SS	DTC	CWT	EMA	Rib	Rump	RBV%	IMF%	ANGUS BREEDING	DOM	HEAVY GRAIN	HEAVY GRASS	
+4.6	+4.4	-7.0	+1.3	+45	+86	+107	+92	+22	+2.5	-	+64	+6.1	+1.2	+1.2	+0.1	+2.0	\$125	\$119	\$129	\$122	
ACC	49%	35%	66%	75%	70%	69%	73%	65%	48%	59%	-	58%	59%	64%	61%	57%	57%				
EXPECTED AVERAGE PROGENY VALUE																					
EBV	3.8	3.4	-7.8	2.3	52	97	113	98	20	2.2	-	72	6.4	0.5	-0.2	0.8	\$119	\$124	\$117	\$120	

LOT 176 **WELCOME SWALLOW ABERDEEN J340(AI)** AMFU, NHFU, CAFU, DD33% IDENTIFIER: CMAJ340 BIRTH DATE: 14/09/2013 REGISTER: HBR

B A R EXT TRAVELER 205 USA5205 BON VIEW NEW DESIGN 1407 USA1407
 C R A BEXTOR 872 5205 608 USA13009379 SITZ NEW DESIGN 458N USA14474596
 CRA LADY JAYE 608 498 S EASY USA12559297 SITZ ELLUNAS ELITE 3308 USA13028479
Sire: TC ABERDEEN 759 USA15840414 **Dam: WELCOME SWALLOW E297(AI) CMAE297**
 BON VIEW NEW DESIGN 208 USA208 WELCOME SWALLOW RENAISSANCE Z24(AI) CMAZ24
 TC BLACKBIRD 4034 USA14844785 WELCOME SWALLOW RENAISSANCE C48 CMA248
 TC BLACKBIRD 1013 USA13976427 TE MANIA MOONGARA X134(AI)(ET) VTMX134

Notes: Estimated Joining Sire BASIN EXCITEMENT

ANGUS GROUP BREEDPLAN EBVs JUNE 2015																	\$INDEX VALUES				
CE-Dir	CE-Dtr	GL	BW	200	400	600	MCWT	Milk	SS	DTC	CWT	EMA	Rib	Rump	RBV%	IMF%	ANGUS BREEDING	DOM	HEAVY GRAIN	HEAVY GRASS	
+3.3	+4.3	-4.1	+1.6	+41	+76	+97	+71	+23	+1.6	-3.8	+48	+7.0	0.0	-0.2	+1.3	+1.2	\$110	\$112	\$105	\$113	
ACC	56%	49%	85%	75%	70%	69%	74%	70%	59%	59%	43%	63%	61%	67%	65%	61%	61%				
EXPECTED AVERAGE PROGENY VALUE																					
EBV	3.1	3.3	-6.4	2.4	50	92	107	87	21	1.7	-	64	6.8	-0.1	-0.8	1.4	\$112	\$121	\$105	\$115	

LOT 177 **WELCOME SWALLOW DOCKLANDS J342(APR)(AI)** AMFU, NHFU, CAFU, DD17% IDENTIFIER: CMAJ342 BIRTH DATE: 15/09/2013 REGISTER: APR

ARDROSSAN DIRECTION W109(AI)(ET) NAQW109 TE MANIA NITE CAP AB NZE116191
 KAROO W109 DIRECTION Z181 NENZ181 TE MANIA SHEEN S155(AI)(ET) VTMS155
 KAROO FLATS MADONNA V56(AI) NENV56 TE MANIA MOONGARRA N69(AI) VTMN69
Sire: CARABAR DOCKLANDS D62(AI) QHED62 **Dam: WELCOME SWALLOW Y55(APR)(AI) CMA55**
 BON VIEW NEW DESIGN 1407 USA1407 MERRIC RIVERS NEW DESIGN T149(AI) NXJT149
 CARABAR BLACKCAP MARY B12(AI)(ET) QHEB12 WELCOME SWALLOW W26(AI) CMAW26
 BOOROOMOOKA TRACY T4(AI)(ET) NGMT4 WELCOME SWALLOW U9(APR)(AI) CMAU9

Notes: Estimated Joining Sire BASIN EXCITEMENT

ANGUS GROUP BREEDPLAN EBVs JUNE 2015																	\$INDEX VALUES			
CE-Dir	CE-Dtr	GL	BW	200	400	600	MCWT	Milk	SS	DTC	CWT	EMA	Rib	Rump	RBV%	IMF%	ANGUS BREEDING	DOM	HEAVY GRAIN	HEAVY GRASS
+3.1	+1.2	-4.8	+3.8	+40	+80	+104	+82	+16	+3.0	-4.3	+55	+5.1	+1.1	+1.3	+0.2	+1.4	\$112	\$109	\$111	\$113
ACC	56%	45%	85%	76%	72%	71%	70%	60%	61%	43%	62%	62%	67%	65%	61%	61%				
EXPECTED AVERAGE PROGENY VALUE																				
EBV	3	1.8	-6.7	3.6	49	94	111	92	17	2.4	-	68	5.9	0.5	-0.1	0.9	\$113	\$119	\$108	\$116

LOT 178 **WELCOME SWALLOW IDENTITY J347(APR)(AI)** AMFU, NHFU, CAFU, DD26% IDENTIFIER: CMAJ347 BIRTH DATE: 17/09/2013 REGISTER: APR

C R A BEXTOR 872 5205 608 USA13009379 BON VIEW NEW DESIGN 1407 USA1407
 TC ABERDEEN 759 USA15840414 SITZ NEW DESIGN 458N USA14474596
 TC BLACKBIRD 4034 USA14844785 SITZ ELLUNAS ELITE 3308 USA13028479
Sire: ELLINGSON IDENTITY 9104 USA16413257 **Dam: WELCOME SWALLOW DESIGN 458N E179(APR)(AI) CMAE179**
 WULFFS EXT 6106 USA6106 TE MANIA VICEROY V342 VTMV342
 EA QUEEN DOLLY 7813 USA15888099 ICM YVONNE Y70(APR)(AI) BICY70
 EA QUEEN DOLLY 5029 USA15178367 ICM T157(APR)(AI) BICT157

Notes: Estimated Joining Sire BASIN EXCITEMENT AI'ed 20/11/2014. Estimated calving date = 30/08/2015. Please note also AI'ed 31/10/14 to Te Mania Berkley.

ANGUS GROUP BREEDPLAN EBVs JUNE 2015																	\$INDEX VALUES			
CE-Dir	CE-Dtr	GL	BW	200	400	600	MCWT	Milk	SS	DTC	CWT	EMA	Rib	Rump	RBV%	IMF%	ANGUS BREEDING	DOM	HEAVY GRAIN	HEAVY GRASS
-0.1	+3.6	-2.8	+3.1	+42	+77	+100	+77	+19	+0.9	-3.9	+53	+5.2	+0.8	+0.9	+0.1	+1.8	\$107	\$105	\$105	\$107
ACC	49%	38%	85%	75%	69%	68%	73%	67%	52%	57%	36%	59%	58%	65%	62%	58%	57%			
EXPECTED AVERAGE PROGENY VALUE																				
EBV	1.4	3	-5.7	3.2	50	92	108	89	19	1.4	-	66	5.9	0.4	-0.2	0.8	\$109	\$116	\$103	\$112

LOT 179 **WELCOME SWALLOW INFINITY J363(APR)** AMFU, NHFU, CAFU, DDF IDENTIFIER: CMAJ363 BIRTH DATE: 24/09/2013 REGISTER: APR

TE MANIA UNLIMITED U3271(AI)(ET) VTMU3271 TE MANIA YORKSHIRE Y437(AI) VTMY437
 TE MANIA INFINITY 04 379 AB NZE04379 TE MANIA BERKLEY B1(AI) VTMB1
 TE MANIA 95102 NZE95102 TE MANIA LOWAN Z53(AI)(ET) VTMZ53
Sire: WELCOME SWALLOW INFINITY F250(AI) CMAF250 **Dam: WELCOME SWALLOW G53(APR)(AI) CMAG53**
 MOHNEN DAY AHEAD 144 USA14848339 LEACHMAN BOOM TIME USA13361440
 WELCOME SWALLOW DIMENSION DAY D198(AI)(ET) CMAD198 WELCOME SWALLOW BOOMTIME C175(APR)(AI) CMAC175
 WELCOME SWALLOW Z132(AI)(ET) CMAZ132 WELCOME SWALLOW Y55(APR)(AI) CMA55

Notes: Estimated Joining Sire BASIN EXCITEMENT

ANGUS GROUP BREEDPLAN EBVs JUNE 2015																	\$INDEX VALUES			
CE-Dir	CE-Dtr	GL	BW	200	400	600	MCWT	Milk	SS	DTC	CWT	EMA	Rib	Rump	RBV%	IMF%	ANGUS BREEDING	DOM	HEAVY GRAIN	HEAVY GRASS
+0.2	-0.2	-4.1	+3.6	+42	+78	+99	+98	+13	+2.0	-6.5	+58	+3.4	+0.1	+0.7	-0.5	+2.2	\$108	\$102	\$115	\$103
ACC	45%	40%	61%	73%	67%	66%	71%	66%	47%	54%	40%	57%	56%	63%	61%	56%				
EXPECTED AVERAGE PROGENY VALUE																				
EBV	1.5	1	-6.3	3.4	50	93	108	100	15	1.9	-	68	5.6	0.1	-0.4	0.6	\$111	\$117	\$110	\$111

LOT 180 **WELCOME SWALLOW REGENT J366(AI)(ET)** AMFU, NHFU, CAFU, DDF IDENTIFIER: CMAJ366 BIRTH DATE: 24/09/2013 REGISTER: HBR

RENNILEA XPONENTIAL X555(AI)(ET) NORX555 S A V 8180 TRAVELER 004 USA13512009
 TE MANIA AMBASSADOR A134(AI) VTMA134 S A V NET WORTH 4200 USA14739204
 TE MANIA LOWAN Y211(ACR)(AI) VTMAY211 S A V MAY 2410 USA14140883
Sire: TUWHARETOA REGENT D145(AI)(ET) BNAD145 **Dam: WELCOME SWALLOW MIRREN C186(AI)(ET) CMAC186**
 YTHANBRAE HENRY VIII U8(AI)(ET) VLYU8 B/R NEW DESIGN 036 USA036
 LAWSONS HENRY VIII Y5(AI) VLYY5 TE MANIA MOONGARA X8(AI)(ET) VTMX8
 YTHANBRAE DIRECTION T270(AI) VLYT270 TE MANIA MOONGARA R225 VTMR225

Notes: Estimated Joining Sire BASIN EXCITEMENT - AI'ed 1/12/2014. Also AI'ed to KM Broken Bow 31/10/2014

ANGUS GROUP BREEDPLAN EBVs JUNE 2015																	\$INDEX VALUES			
CE-Dir	CE-Dtr	GL	BW	200	400	600	MCWT	Milk	SS	DTC	CWT	EMA	Rib	Rump	RBV%	IMF%	ANGUS BREEDING	DOM	HEAVY GRAIN	HEAVY GRASS
-0.9	-2.0	-4.5	+3.8	+44	+79	+107	+107	+18	+1.2	-4.5	+71	+4.9	+0.6	-0.8	-0.5	+2.7	\$105	\$96	\$116	\$99
ACC	59%	54%	64%	76%	72%	71%	75%	71%	62%	64%	47%	65%	63%	68%	67%	63%				
EXPECTED AVERAGE PROGENY VALUE																				
EBV	1	0.1	-6.6	3.6	52	93	114	106	18	1.5	-	76	5.9	0.2	-1.1	0.5	\$108	\$112	\$109	\$109

LOT 181 **WELCOME SWALLOW INFINITY J368** AMFU, NHFU, CAFU, DDF IDENTIFIER: CMAJ368 BIRTH DATE: 25/09/2013 REGISTER: HBR

TE MANIA UNLIMITED U3271(AI)(ET) VTMU3271 S A V NET WORTH 4200 USA14739204
 TE MANIA INFINITY 04 379 AB NZE04379 SCHAFF NET INCOME 7024 USA15892972
 TE MANIA 95102 NZE95102 EA WILLABAR 4100 USA15405792
Sire: WELCOME SWALLOW INFINITY F250(AI) CMAF250 **Dam: WELCOME SWALLOW G54(AI) CMAG54**
 MOHNEN DAY AHEAD 144 USA14848339 IRONWOOD NEW LEVEL USA13320150
 WELCOME SWALLOW DIMENSION DAY D198(AI)(ET) CMAD198 WELCOME SWALLOW EXACT LEVEL A126(AI) CMAA126
 WELCOME SWALLOW Z132(AI)(ET) CMAZ132 TE MANIA LOWAN X378(AI)(ET) TW) VTMX378

Notes: Estimated Joining Sire BASIN EXCITEMENT

ANGUS GROUP BREEDPLAN EBVs JUNE 2015																	\$INDEX VALUES			
CE-Dir	CE-Dtr	GL	BW	200	400	600	MCWT	Milk	SS	DTC	CWT	EMA	Rib	Rump	RBV%	IMF%	ANGUS BREEDING	DOM	HEAVY GRAIN	HEAVY GRASS
-1.6	-1.6	-2.9	+3.9	+39	+71	+87	+73	+13	+2.0	-4.9	+52	+6.6	-0.1	-0.3	+1.2	+1.1	\$93	\$99	\$88	\$95
ACC	42%	35%	61%	72%	66%	65%	71%	65%	46%	53%	36%	56%	55%	62%	60%	55%				
EXPECTED AVERAGE PROGENY VALUE																				
EBV	0.6	0.3	-5.7	3.6	49	89	102	87	16	1.9	-	66	7.2	-0.1	-0.9	1.5	\$104	\$115	\$96	\$107

LOT 182 **WELCOME SWALLOW INFINITY J371(APR)** AMFU, NHFU, CAFU, DDF IDENTIFIER: CMAJ371 BIRTH DATE: 27/09/2013 REGISTER: APR

TE MANIA UNLIMITED U3271(AI)(ET) VTMU3271 TE MANIA YORKSHIRE Y437(AI) VTMY437
 TE MANIA INFINITY 04 379 AB NZE04379 TE MANIA BERKLEY B1(AI) VTMB1
 TE MANIA 95102 NZE95102 TE MANIA LOWAN Z53(AI)(ET) VTMZ53
Sire: WELCOME SWALLOW INFINITY F250(AI) CMAF250 **Dam: WELCOME SWALLOW G48(AI) CMAG48**
 MOHNEN DAY AHEAD 144 USA14848339 LEACHMAN BOOM TIME USA13361440
 WELCOME SWALLOW DIMENSION DAY D198(AI)(ET) CMAD198 WELCOME SWALLOW BOOMTIME C120(APR)(AI) CMAC120
 WELCOME SWALLOW Z132(AI)(ET) CMAZ132 WELCOME SWALLOW X62(APR) CMAX62

Notes: Estimated Joining Sire BASIN EXCITEMENT

ANGUS GROUP BREEDPLAN EBVs JUNE 2015																	\$INDEX VALUES			
CE-Dir	CE-Dtr	GL	BW	200	400	600	MCWT	Milk	SS	DTC	CWT	EMA	Rib	Rump	RBV%	IMF%	ANGUS BREEDING	DOM	HEAVY GRAIN	HEAVY GRASS
-3.7	-2.8	-3.7	+6.8	+46	+82	+115	+125	+9	+2.1	-5.8	+62	+1.4	-0.4	+0.2	-0.6	+2.1	\$103	\$91	\$113	\$98
ACC	44%	39%	61%	72%	67%	66%	71%	66%	47%	54%	40%	57%	56%	63%	61%	56%				
EXPECTED AVERAGE PROGENY VALUE																				
EBV	-0.4	-0.3	-6.2	5	52	95	116	113	14	2	-	71	4.5	-0.2	-0.6	0.6	\$109	\$111	\$109	\$109

LOT 183 **WELCOME SWALLOW HARVESTOR F162 J736(AI)(ET)** AMFU NHFU CAFU DDF IDENTIFIER: CMAJ736 BIRTH DATE: 19/09/2013 REGISTER: HBR

CAR DUKE 104 USA13925076 C R A BEXTOR 872 5205 608 USA13009379
 S A V HERITAGE 6295 USA15369205 TC ABERDEEN 759 USA15840414
 S A V BLACKCAP MAY 4136 USA14739095 TC BLACKBIRD 4034 USA14844785
Sire: S A V HARVESTOR 0338 USA16687737 **Dam: WELCOME SWALLOW ABERDEEN F162(AI) CMAF162**
 S A V NET WORTH 4200 USA14739204 LEACHMAN BOOM TIME USA13361440
 S A V EMBLYNETTE 7749 USA15774639 WELCOME SWALLOW BOOMTIME D151(AI) CMAD151
 SAV EMBLYNETTE DIAMOND 6377 USA12573608 ICM PRINCESS W111 BICW111

Notes: Estimated Joining Sire BASIN EXCITEMENT - AI'ED 10/12/2014. Also AI'ed to TE MANIA BERKLEY B1 31/10/2014.

ANGUS GROUP BREEDPLAN EBVs JUNE 2015																	\$INDEX VALUES			
CE-Dir	CE-Dtr	GL	BW	200	400	600	MCWT	Milk	SS	DTC	CWT	EMA	Rib	Rump	RBV%	IMF%	ANGUS BREEDING	DOM	HEAVY GRAIN	HEAVY GRASS
-2.9	-	-3.8	+5.8	+54	+99	+123	+103	+20	-	-	+71	+7.5	0.0	-0.7	+1.4	+0.9	\$112	\$113	\$109	\$115
ACC	42%	-	63%	73%	66%	64%	69%	63%	47%	-	55%	52%	60%	56%	52%	51%				
EXPECTED AVERAGE PROGENY VALUE																				
EBV	0	-	-6.2	4.5	56	103	120	103	19	-	-	76	7.1	-0.1	-1	1.4	\$113	\$121	\$107	\$116

LOT 184 **WELCOME SWALLOW BOOMTIME C202(AI) CMA202** AMFU, NHFU, CAF, DDC IDENTIFIER: CMA202 BIRTH DATE: 11/09/2007 REGISTER: HBR

N BAR EMULATION EXT USAU23 B/R NEW DESIGN 036 USA036
 LEACHMAN RIGHT TIME USA2700 MERRIC RIVERS NEW DESIGN T149(AI) NXJT149
 LEACHMAN ERICA 0025 USA11382472 MERRIC RIVERS Q4(AI)(ET) NXIQ4
Sire: LEACHMAN BOOM TIME USA13361440 **Dam: WELCOME SWALLOW Z94(AI) CMAZ94**
 PARAMONT AMBUSH 2172 USA2172 S S TRAVELER 6807 T510 USAT510
 LEACHMAN BURGESS 5004 USA12335791 TE MANIA LOWAN X496(AI) VTMX496
 LEACHMAN BURGESS 3013 USA11947083 TE MANIA LOWAN V218(ACR)(AI) VTMV218

Notes: Estimated Joining Sire ARDROSSAN EQUATOR A241

ANGUS GROUP BREEDPLAN EBVs JUNE 2015																	\$INDEX VALUES			
CE-Dir	CE-Dtr	GL	BW	200	400	600	MCWT	Milk	SS	DTC	CWT	EMA	Rib	Rump	RBV%	IMF%	ANGUS BREEDING	DOM	HEAVY GRAIN	HEAVY GRASS
-8.2	-7.9	+1.9	+5.7	+48	+74	+104	+92	+19	+2.8	-5.7	+58	+2.2	0.0	+0.4	-0.6	+1.6	\$74	\$71	\$69	\$76
ACC	64%	57%	88%	82%	77%	75%	77%	78%	75%	67%	55%	68%	62%	66%	65%	62%				
EXPECTED AVERAGE PROGENY VALUE																				
EBV	-3.8	-3.9	-1.5	4.8	50	84	115	102	20	2.9	-4	70	4.1	-0.7	-0.8	0.4	\$99	\$94	\$102	\$98

LOT 185 3 x EMBRYOS *Please note Bids taken will be per Embryo

CARABAR DOCKLANDS D62(AI) QHED62
WELCOME SWALLOW BOOMTIME C202(AI) CMAC202
ARDROSSAN DIRECTION W109(AI)(ET) NAQW109
LEACHMAN RIGHT TIME USA2700
Sire: KAROO W109 DIRECTION Z181 NENZ181
KAROO FLATS MADONNA V56(AI) NENV56
Sire: LEACHMAN BOOM TIME USA13361440
LEACHMAN BURGESS 5004 USA12335791

EXPECTED AVERAGE PROGENY VALUE
Table with columns: CE-Dir, CE-Dtr, GL, BW, 200, 400, 600, MCWT, Milk, SS, DTC, CWT, EMA, Rib, Rump, RBY%, IMF%
Values: -1.5, -2.3, -3.5, 4.8, 48, 84, 118, 95, 21, 3.1, -5.3, 62, 4.7, 1.3, 1.6, -0.3, 1.3

\$INDEX VALUES
Table with columns: ANGUS BREEDING, DOM, HEAVY GRAIN, HEAVY GRASS
Values: \$105, \$95, \$101, \$107

LOT 186 WELCOME SWALLOW D15(AI) AMF, NHF, CAF, DDF
IDENTIFIER: CMAD15
BIRTH DATE: 21/08/2008
REGISTER: HBR

N BAR EMULATION EXT USAU23
LEACHMAN RIGHT TIME USA2700
LEACHMAN ERICA 0025 USA11382472
Sire: LEACHMAN BOOM TIME USA13361440
PARAMONT AMBUSH 2172 USA2172
LEACHMAN BURGESS 5004 USA12335791
LEACHMAN BURGESS 3013 USA11947083
PERRY POWER DESIGN 715 USAF715
HIDDEN VALLEY EXISTENCE X18(AI)(ET) SEWX18
SPRING COVE PEACE 6148 627 USA12588700
Dam: WELCOME SWALLOW SHY GIRL A19 CMAA19
C A FUTURE DIRECTION 5321 USA5321
TE MANIA BARWON X166(AI)(ET) VTMX166
TE MANIA BARWON P87(AI)(ET) VTMPE87

ANGUS GROUP BREEDPLAN EBVs JUNE 2015
Table with columns: CE-Dir, CE-Dtr, GL, BW, 200, 400, 600, MCWT, Milk, SS, DTC, CWT, EMA, Rib, Rump, RBY%, IMF%, ANGUS BREEDING, DOM, HEAVY GRAIN, HEAVY GRASS
Values: -2.4, -0.8, -2.1, +4.7, +50, +74, +104, +108, +18, +1.5, -6.0, +65, +5.0, +0.8, +0.8, -0.4, +1.2, \$90, \$86, \$83, \$92

EXPECTED AVERAGE PROGENY VALUE
Table with columns: CE-Dir, CE-Dtr, GL, BW, 200, 400, 600, MCWT, Milk, SS, DTC, CWT, EMA, Rib, Rump, RBY%, IMF%
Values: -0.9, -0.3, -3.5, 4.3, 51, 84, 114, 109, 20, 2.3, -4.1, 73, 5.6, -0.2, -0.5, 0.5, 1.7, \$106, \$101, \$107, \$105

LOT 187 2 x EMBRYOS *Please note Bids taken will be per Embryo

TC ABERDEEN 759 USA15840414
WELCOME SWALLOW D15(AI) CMAD15
C R A BEXTOR 872 5205 608 USA13009379
Sire: TC ABERDEEN 759 USA15840414
TC BLACKBIRD 4034 USA14844785
ELLINGSON IDENTITY 9104 USA16413257
WULFFS EXT 6106 USA6106
Dam: EA QUEEN DOLLY 7813 USA15888099
EA QUEEN DOLLY 5029 USA15178367
LEACHMAN RIGHT TIME USA2700
Sire: LEACHMAN BOOM TIME USA13361440
LEACHMAN BURGESS 5004 USA12335791
WELCOME SWALLOW D15(AI) CMAD15
HIDDEN VALLEY EXISTENCE X18(AI)(ET) SEWX18
Dam: WELCOME SWALLOW SHY GIRL A19 CMAA19
TE MANIA BARWON X166(AI)(ET) VTMX166

EXPECTED AVERAGE PROGENY VALUE
Table with columns: CE-Dir, CE-Dtr, GL, BW, 200, 400, 600, MCWT, Milk, SS, DTC, CWT, EMA, Rib, Rump, RBY%, IMF%
Values: -1.7, 1.3, -3.2, 4.2, 51, 82, 112, 103, 20, 0.9, -3.9, 65, 7.4, 0.9, 0.7, 0.4, 1.4

\$INDEX VALUES
Table with columns: ANGUS BREEDING, DOM, HEAVY GRAIN, HEAVY GRASS
Values: \$105, \$100, \$101, \$107

LOT 188 WELCOME SWALLOW BERKLEY H34(APR)(AI)(ET) AMFU, NHFU, CAFU, DDFU
IDENTIFIER: CMAH34
BIRTH DATE: 01/05/2012
REGISTER: APR

S A F FOCUS OF E R USA6163
TE MANIA YORKSHIRE Y437(AI) VTMU437
TE MANIA LOWAN U275(AI)(ET) VTMU275
Sire: TE MANIA BERKLEY B1(AI) VTM81
KENNY'S CREEK SANDY S15(AI) NDIS15
TE MANIA LOWAN Z53(AI)(ET) VTMZ53
TE MANIA LOWAN V129(ACR)(AI)(ET) VTMV129
PAPA FORTE 1921 USA1921
WOODHILL FORESIGHT USA13936986
BON VIEW GAMMER 85 USA12346837
Dam: WELCOME SWALLOW X13 FORESIGHT D121(APR)(AI)(ET) CMAD121
HAZELDEAN RENAISSANCE R13(AI) NHZR13
WELCOME SWALLOW Z62(APR)(AI) CMAZ62
WELCOME SWALLOW X13(APR)(AI) CMAX13

ANGUS GROUP BREEDPLAN EBVs JUNE 2015
Table with columns: CE-Dir, CE-Dtr, GL, BW, 200, 400, 600, MCWT, Milk, SS, DTC, CWT, EMA, Rib, Rump, RBY%, IMF%, ANGUS BREEDING, DOM, HEAVY GRAIN, HEAVY GRASS
Values: +5.5, +4.6, -7.7, +3.0, +49, +88, +112, +113, +14, +3.1, -8.8, +68, +4.7, +0.2, +1.1, -0.4, +2.4, \$137, \$121, \$150, \$127

EXPECTED AVERAGE PROGENY VALUE
Table with columns: CE-Dir, CE-Dtr, GL, BW, 200, 400, 600, MCWT, Milk, SS, DTC, CWT, EMA, Rib, Rump, RBY%, IMF%
Values: 3.6, 3.6, -6.6, 4.2, 47, 84, 108, 107, 13, 2.5, -, 62, 4.7, 0, 0.9, 0.1, 1.6, \$119, \$113, \$122, \$116

LOT 189 WELCOME SWALLOW F189 100% ANGUS RECIPIENT
IDENTIFIER: CMAF189
BIRTH DATE: 24/08/2010
STATUS: RECIPIENT

BOYD NEW DAY 8005 USA13050780
Sire: B/R NEW DAY 454 USA14675445
B/R RUBY 1224 USA13879911
V A R RESERVE 1111(ET) USA16916944
CONNEALY ONWARD USA14216491
Dam: SANDPOINT BLACKBIRD 8809 USA16143141
RIVERBEND BLACKBIRD 4301 USA14680067
TE MANIA YORKSHIRE Y437(AI) VTMU437
Sire: TE MANIA BERKLEY B1(AI) VTM81
TE MANIA LOWAN Z53(AI)(ET) VTMZ53
WELCOME SWALLOW BERKLEY H34(APR)(AI)(ET) CMAH34
WOODHILL FORESIGHT USA13936986
Dam: WELCOME SWALLOW X13 FORESIGHT D121(APR)(AI)(ET) CMAD121
WELCOME SWALLOW Z62(APR)(AI) CMAZ62

EXPECTED AVERAGE PROGENY VALUE
Table with columns: CE-Dir, CE-Dtr, GL, BW, 200, 400, 600, MCWT, Milk, SS, DTC, CWT, EMA, Rib, Rump, RBY%, IMF%, ANGUS BREEDING, DOM, HEAVY GRAIN, HEAVY GRASS
Values: 5.2, 3.2, -6.6, 2.2, 47, 88, 107, 95, 22, 2, -7, 67, 8.2, -0.2, -0.1, 1.1, 2, \$133, \$126, \$142, \$127

LOT 190 WELCOME SWALLOW H213 ANGUS 100% ANGUS RECIPIENT PTIC
IDENTIFIER: CMAH213
BIRTH DATE: 12/08/2012
STATUS: RECIPIENT

BOYD NEW DAY 8005 USA13050780
Sire: B/R NEW DAY 454 USA14675445
B/R RUBY 1224 USA13879911
V A R RESERVE 1111(ET) USA16916944
CONNEALY ONWARD USA14216491
Dam: SANDPOINT BLACKBIRD 8809 USA16143141
RIVERBEND BLACKBIRD 4301 USA14680067
TE MANIA YORKSHIRE Y437(AI) VTMU437
Sire: TE MANIA BERKLEY B1(AI) VTM81
TE MANIA LOWAN Z53(AI)(ET) VTMZ53
WELCOME SWALLOW BERKLEY H34(APR)(AI)(ET) CMAH34
WOODHILL FORESIGHT USA13936986
Dam: WELCOME SWALLOW X13 FORESIGHT D121(APR)(AI)(ET) CMAD121
WELCOME SWALLOW Z62(APR)(AI) CMAZ62

EXPECTED AVERAGE PROGENY VALUE
Table with columns: CE-Dir, CE-Dtr, GL, BW, 200, 400, 600, MCWT, Milk, SS, DTC, CWT, EMA, Rib, Rump, RBY%, IMF%, ANGUS BREEDING, DOM, HEAVY GRAIN, HEAVY GRASS
Values: 5.2, 3.2, -6.6, 2.2, 47, 88, 107, 95, 22, 2, -7, 67, 8.2, -0.2, -0.1, 1.1, 2, \$133, \$126, \$142, \$127

LOT 191 WELCOME SWALLOW SPARK E171(AI) AMFU, NHFU, CAFU, DDFU
IDENTIFIER: CMAE171
BIRTH DATE: 04/09/2009
REGISTER: HBR

JAUER 353 TRAVELER 589 27 USA12476755
BALDRIDGE KABOOM K243 KCF USA13987017
PLEASANTA OF CONANGA 736 USA12886335
Sire: MOHNE DYNAMITE 1356 USA15585939
CLEARWATER PAF SEVILLE 1977 USA13024422
MOHNE JILT 910 USA13620692
MOHNE JILT 143 USA11964495
LEACHMAN RIGHT TIME USA2700
LEACHMAN BOOM TIME USA13361440
LEACHMAN BURGESS 5004 USA12335791
WELCOME SWALLOW BOOMTIME C207(AI) CMAC207
KMK ALLIANCE 6595 187 USA13346328
WELCOME SWALLOW ALLIANCE 036 A84(AI) CMAA84
TE MANIA BARWON X172(AI)(ET) VTMX172

ANGUS GROUP BREEDPLAN EBVs JUNE 2015
Table with columns: CE-Dir, CE-Dtr, GL, BW, 200, 400, 600, MCWT, Milk, SS, DTC, CWT, EMA, Rib, Rump, RBY%, IMF%, ANGUS BREEDING, DOM, HEAVY GRAIN, HEAVY GRASS
Values: -1.5, +0.2, -2.4, +3.3, +45, +74, +98, +105, +10, +0.8, -1.4, +62, +3.4, +0.3, -0.4, -0.4, +1.7, \$79, \$86, \$74, \$83

EXPECTED AVERAGE PROGENY VALUE
Table with columns: CE-Dir, CE-Dtr, GL, BW, 200, 400, 600, MCWT, Milk, SS, DTC, CWT, EMA, Rib, Rump, RBY%, IMF%
Values: -1.2, 1.8, -3.3, 3.5, 48, 82, 109, 102, 16, 0.5, -1.6, 63, 6.6, 0.6, 0.1, 0.4, 1.8, \$101, \$101, \$99, \$104

LOT 192 WELCOME SWALLOW G90(AI) AM50%, NHFU, CAFU, DD2%
IDENTIFIER: CMAG90
BIRTH DATE: 25/08/2011
REGISTER: HBR

BON VIEW BANDO 598 USA598
S A F 598 BANDO 5175 USA5175
S A F ROYAL LASS 1002 USA1002
Sire: L T 598 BANDO 9074 USA9074
MILL COULEE TIME TRAVELER 02 USA11470588
MILL COULEE BARBARA K323 USAK323
MILL COULEE BARBARA K018 USAK018
C A FUTURE DIRECTION 5321 USA5321
BOYD BEEF MAKER 3069 USA3069
BOYD FOREVER LADY 7120 USA12978556
Dam: WELCOME SWALLOW BEEFMAKER 036 D290(AI)(ET) CMAD290
B/R NEW DESIGN 036 USA036
TE MANIA MOONGARA X8(AI)(ET) VTMX8
TE MANIA MOONGARA R225 VTMR225

ANGUS GROUP BREEDPLAN EBVs JUNE 2015
Table with columns: CE-Dir, CE-Dtr, GL, BW, 200, 400, 600, MCWT, Milk, SS, DTC, CWT, EMA, Rib, Rump, RBY%, IMF%, ANGUS BREEDING, DOM, HEAVY GRAIN, HEAVY GRASS
Values: -1.6, +1.2, -3.5, +3.9, +40, +73, +93, +65, +16, +2.0, -6.3, +51, +3.6, -0.3, -0.8, +0.9, +1.0, \$99, \$101, \$94, \$100

EXPECTED AVERAGE PROGENY VALUE
Table with columns: CE-Dir, CE-Dtr, GL, BW, 200, 400, 600, MCWT, Milk, SS, DTC, CWT, EMA, Rib, Rump, RBY%, IMF%
Values: -1.3, 2.3, -3.9, 3.7, 45, 81, 106, 81, 19, 1, -4.1, 59, 6.7, 0.3, -0.2, 1, 1.4, \$110, \$107, \$107, \$111

LOT 193 WELCOME SWALLOW G155(APR)(AI)(ET) AMFU, NHFU, CAFU, DD75% IDENTIFIER: CMAG155 BIRTH DATE: 18/09/2011 REGISTER: APR

V D A R NEW TREND 315 USA315 B/R NEW DESIGN 036 USA036 B/R BLACKCAP EMPRESS 76 USA76 Sire: YTHANBRAE HENRY VIII U8(AI)(ET) VLYU8 G T MAXIMUM USA88 G A R MAX 678 USA678 G A R BANDO 522 USA522 TE MANIA KELP K207+90(AI) VTMK207+90 DUNOON REAGAN R093(AI)(ET) BHRRO93 TE MANIA BEEAC L145+91(AI)(ET) VTML145+91 Dam: WELCOME SWALLOW X7(APR)(AI) CMAX7 WELCOME SWALLOW NELSON Q20(APR) CMAQ20 WELCOME SWALLOW PRINCESS NIGEL S28 CMA528 WELCOME SWALLOW P14(APR) CMAP14 Notes: Estimated Joining Sire ELLINGSON IDENTITY 9104

Table with columns for ANGUS GROUP BREEDPLAN EBVs JUNE 2015 and \$INDEX VALUES. Rows include EBV, ACC, and EXPECTED AVERAGE PROGENY VALUE.

LOT 194 WELCOME SWALLOW UPSTART H256(APR)(AI) AMFU, NHFU, CAFU, DDFU IDENTIFIER: CMAH256 BIRTH DATE: 17/08/2012 REGISTER: APR

CONNELLY ONWARD USA14216491 SITZ UPWARD 307R USA14963730 SITZ HENRIETTA PRIDE 81M USA14087650 Sire: EXAR UPSHOT 0562B USA16541214 ISU IMAGING Q 9111(ET) USA13567604 EXAR BARBARA T020 USA15932534 LCC MC HENRY BARBAR MG382 USA14218437 SITZ ALLIANCE 6595 USA6595 K C F BENNETT TOTAL USA13687063 EXT OF CONANGA 6790 USA12797613 Dam: WELCOME SWALLOW TOTAL PRINCESS E124(APR)(AI)(ET) CMAE124 DUNOON REAGAN R093(AI)(ET) BHRRO93 WELCOME SWALLOW X7(APR)(AI) CMAX7 WELCOME SWALLOW PRINCESS NIGEL S28 CMA528 Notes: An Upshot x Total combination - TOP 5% for Domestic & Heavy Grass Indexes. Estimated Joining Sire ELLINGSON IDENTITY 9104

Table with columns for ANGUS GROUP BREEDPLAN EBVs JUNE 2015 and \$INDEX VALUES. Rows include EBV, ACC, and EXPECTED AVERAGE PROGENY VALUE.

LOT 195 WELCOME SWALLOW MIDLAND H359 AMFU, NHFU, CAFU, DDFU IDENTIFIER: CMAH359 BIRTH DATE: 09/09/2012 REGISTER: HBR

BR MIDLAND USA13898124 RAFF MIDLAND Z204(AI)(ET) GRFZ204 RAFF DORIS W10 QRFW10 Sire: TEXAS MIDLAND F024(AI) DXTF024 R/M ULTRA CASH FLOW 102 USA13834417 TEXAS USHERETTE C225(AI)(ET) DXTC225 TEXAS USHERETTE P54(AI) QMTP54 TE MANIA UNLIMITED U3271(AI)(ET) VTMU3271 TE MANIA INFINITY 04 379 AB NZE04379 TE MANIA 95102 NZE95102 S A V NET WORTH 4200 USA14739204 Dam: WELCOME SWALLOW INFINITY C240 F363(AI)(ET) CMAF363 WELCOME SWALLOW MIRREN C240(RAR)(AI)(ET) CMAC240 TE MANIA MITTAGONG X153(AI)(ET) VTMX153 Notes: Estimated Joining Sire ELLINGSON IDENTITY 9104

Table with columns for ANGUS GROUP BREEDPLAN EBVs JUNE 2015 and \$INDEX VALUES. Rows include EBV, ACC, and EXPECTED AVERAGE PROGENY VALUE.

LOT 196 WELCOME SWALLOW MIDLAND H392 AMFU, NHFU, CAFU, DDFU IDENTIFIER: CMAH392 BIRTH DATE: 24/09/2012 REGISTER: HBR

BR MIDLAND USA13898124 RAFF MIDLAND Z204(AI)(ET) GRFZ204 RAFF DORIS W10 QRFW10 Sire: TEXAS MIDLAND F024(AI) DXTF024 R/M ULTRA CASH FLOW 102 USA13834417 TEXAS USHERETTE C225(AI)(ET) DXTC225 TEXAS USHERETTE P54(AI) QMTP54 HYLINE RIGHT TIME 338(ET) USA13058662 K C F BENNETT PERFORMER USA14885809 K C F MISS 589 L182 USA13852823 Dam: WELCOME SWALLOW PERFORMER F271(AI) CMAF271 WELCOME SWALLOW THEO Y56(AI) CMA556 WELCOME SWALLOW THEO Y56 JAP X15 B43 CMA843 TE MANIA JAPARA X15(AI) VTMX15 Notes: Estimated Joining Sire ELLINGSON IDENTITY 9104

Table with columns for ANGUS GROUP BREEDPLAN EBVs JUNE 2015 and \$INDEX VALUES. Rows include EBV, ACC, and EXPECTED AVERAGE PROGENY VALUE.

LOT 197 WELCOME SWALLOW MIDLAND H397(APR)(TW) AM12%, NH12%, CA12%, DD12% IDENTIFIER: CMAH397 BIRTH DATE: 25/09/2012 REGISTER: APR

BR MIDLAND USA13898124 RAFF MIDLAND Z204(AI)(ET) GRFZ204 RAFF DORIS W10 QRFW10 Sire: TEXAS MIDLAND F024(AI) DXTF024 R/M ULTRA CASH FLOW 102 USA13834417 TEXAS USHERETTE C225(AI)(ET) DXTC225 TEXAS USHERETTE P54(AI) QMTP54 BON VIEW NEW DESIGN 1407 USA1407 SITZ NEW DESIGN 458N USA14474596 SITZ ELLUNAS ELITE 3308 USA13028479 Dam: WELCOME SWALLOW SITZ 458N F184(APR)(AI) CMAF184 LEACHMAN BOOM TIME USA13361440 WELCOME SWALLOW BOOMTIME C150(AI) CMA150 ICM CHAMPAGNE Z24(APR)(AI) BICZ24 Notes: Estimated Joining Sire ELLINGSON IDENTITY 9104

Table with columns for ANGUS GROUP BREEDPLAN EBVs JUNE 2015 and \$INDEX VALUES. Rows include EBV, ACC, and EXPECTED AVERAGE PROGENY VALUE.

LOT 198 WELCOME SWALLOW REGENT J346(AI) AMFU, NHFU, CAFU, DDFU IDENTIFIER: CMAJ346 BIRTH DATE: 16/09/2013 REGISTER: HBR

RENNYLEA XPONENTIAL X555(AI)(ET) NORX555 TE MANIA AMBASSADOR A134(AI) VTMA134 TE MANIA LOWAN Y211(ACR)(AI) VTMV211 Sire: TUWHARETOA REGENT D145(AI)(ET) BNAD145 YTHANBRAE HENRY VIII U8(AI)(ET) VLYU8 LAWSONS HENRY VIII Y5(AI) VLYY5 YTHANBRAE DIRECTION T270(AI) VLYT270 BOYD NEW DAY 8005 USA13050780 MOHNEN DAY AHEAD 144 USA14848339 MOHNEN JILT 910 USA13620692 Dam: WELCOME SWALLOW DAY AHEAD D39 CMA39(AI) CMA39 WELCOME SWALLOW THEO Y56(AI) CMA556 WELCOME SWALLOW THEO Y56 JAP X15 B43 CMA843 TE MANIA JAPARA X15(AI) VTMX15 Notes: Estimated Joining Sire KM BROKEN BOW 002 AI'ED 31/10/2014 Estimated DOB 10/08/2014. Also AI'ed to Basin Excitement 21/11/2014

Table with columns for ANGUS GROUP BREEDPLAN EBVs JUNE 2015 and \$INDEX VALUES. Rows include EBV, ACC, and EXPECTED AVERAGE PROGENY VALUE.

LOT 199 WELCOME SWALLOW REGENT J348(AI)(ET) AMFU, NHFU, CAFU, DDFU IDENTIFIER: CMAJ348 BIRTH DATE: 18/09/2013 REGISTER: HBR

RENNYLEA XPONENTIAL X555(AI)(ET) NORX555 TE MANIA AMBASSADOR A134(AI) VTMA134 TE MANIA LOWAN Y211(ACR)(AI) VTMV211 Sire: TUWHARETOA REGENT D145(AI)(ET) BNAD145 YTHANBRAE HENRY VIII U8(AI)(ET) VLYU8 LAWSONS HENRY VIII Y5(AI) VLYY5 YTHANBRAE DIRECTION T270(AI) VLYT270 S A V 8180 TRAVELER 004 USA13512009 S A V NET WORTH 4200 USA14739204 S A V MAY 2410 USA14140883 Dam: WELCOME SWALLOW MIRREN C186(AI)(ET) CMA186 B/R NEW DESIGN 036 USA036 TE MANIA MOONGARA X8(AI)(ET) VTMX8 TE MANIA MOONGARA R225 VTMR225 Notes: Estimated Joining Sire KM BROKEN BOW 002 AI'ED 31/10/2014 Estimated DOB 10/08/2014. Also AI'ed to Basin Excitement 20/11/2014

Table with columns for ANGUS GROUP BREEDPLAN EBVs JUNE 2015 and \$INDEX VALUES. Rows include EBV, ACC, and EXPECTED AVERAGE PROGENY VALUE.

LOT 200 WELCOME SWALLOW REGENT D192 J732(APR)(AI)(ET) AMFU, NHFU, CAFU, DDFU IDENTIFIER: CMAJ732 BIRTH DATE: 05/09/2013 REGISTER: APR

RENNYLEA XPONENTIAL X555(AI)(ET) NORX555 TE MANIA AMBASSADOR A134(AI) VTMA134 TE MANIA LOWAN Y211(ACR)(AI) VTMV211 Sire: TUWHARETOA REGENT D145(AI)(ET) BNAD145 YTHANBRAE HENRY VIII U8(AI)(ET) VLYU8 LAWSONS HENRY VIII Y5(AI) VLYY5 YTHANBRAE DIRECTION T270(AI) VLYT270 BOYD NEW DAY 8005 USA13050780 MOHNEN DAY AHEAD 144 USA14848339 MOHNEN JILT 910 USA13620692 Dam: WELCOME SWALLOW DAY ALLIANCE D D192(APR)(AI) CMA192 KMK ALLIANCE 6595 I87 USA13346328 WELCOME SWALLOW ALLIANCE B154(APR)(AI) CMA154 WELCOME SWALLOW Y59(AI) CMA559 Notes: Estimated Joining Sire KM BROKEN BOW 002

Table with columns for ANGUS GROUP BREEDPLAN EBVs JUNE 2015 and \$INDEX VALUES. Rows include EBV, ACC, and EXPECTED AVERAGE PROGENY VALUE.

LOT 201 WELCOME SWALLOW INFINITY F249(APR)(AI) AMFU, NHFU, CAFU, DDFU

IDENTIFIER: CMAF249 BIRTH DATE: 04/09/2010 REGISTER: APR

B/R NEW DESIGN 036 USA036 LEACHMAN RIGHT TIME USA2700 Notes: Estimated Joining Sire CONNEALY EARNAN 076E
TE MANIA UNLIMITED U3271(AI)(ET) VTMU3271 LEACHMAN BOOM TIME USA13361440
TE MANIA LOWAN R426(AI)(ET) VTMR426 LEACHMAN BURGESS 5004 USA12335791
Sire: TE MANIA INFINITY 04 379 AB NZE04379 Dam: WELCOME SWALLOW BOOMTIME D240(APR)(AI) CMA240
TE MANIA PRINCE 153-93 NZE153-93 G A R EXPECTATION 4915 USA12548568
TE MANIA 95102 NZE95102 ICM UNIVERSAL Y41(AI) BICY41
TE MANIA 92F006 AB NZE92F006 ICM U131(APR) BICU131

Table with columns: ANGUS GROUP BREEDPLAN EBVs JUNE 2015, \$INDEX VALUES, EBV, CE-Dir, CE-Dtr, GL, BW, 200, 400, 600, MCWT, Milk, SS, DTC, CWT, EMA, Rib, Rump, RBY%, IMF%, ANGUS BREEDING, DOM, HEAVY GRAIN, HEAVY GRASS. Values include: -1.2, -0.2, -0.7, +2.0, +40, +79, +98, +57, +13, +1.7, -5.9, +55, +1.6, +0.3, +1.3, -1.8, +2.3, \$102, \$99, \$102, \$101.

LOT 202 WELCOME SWALLOW SITZ 458N F261(APR)(AI) AMFU, NHFU, CAFU, DD50%

IDENTIFIER: CMAF261 BIRTH DATE: 04/09/2010 REGISTER: APR

B/R NEW DESIGN 036 USA036 B/R NEW DESIGN 036 USA036 Notes: Estimated Joining Sire CONNEALY EARNAN 076E
BON VIEW NEW DESIGN 1407 USA1407 TE MANIA UNLIMITED U3271(AI)(ET) VTMU3271
BON VIEW PRIDE 664 USA12139985 TE MANIA LOWAN R426(AI)(ET) VTMR426
Sire: SITZ NEW DESIGN 458N USA14474596 Dam: WELCOME SWALLOW UNLIMITED C17(APR)(AI) CMA217
SITZ TRAVELER 9929 USA9929 KENNY'S CREEK SANDY S15(AI) NDIS15
SITZ ELLUNAS ELITE 3308 USA13028479 WELCOME SWALLOW Z89(APR)(AI) CMAZ89
SITZ ELLUNAS ELITE 2872 USA11720423 WELCOME SWALLOW R2(APR)(AI) CMA22

Table with columns: ANGUS GROUP BREEDPLAN EBVs JUNE 2015, \$INDEX VALUES, EBV, CE-Dir, CE-Dtr, GL, BW, 200, 400, 600, MCWT, Milk, SS, DTC, CWT, EMA, Rib, Rump, RBY%, IMF%, ANGUS BREEDING, DOM, HEAVY GRAIN, HEAVY GRASS. Values include: -0.4, -2.3, -2.7, +3.2, +36, +70, +76, +59, +18, +2.3, -7.1, +41, +3.2, +1.5, +2.2, -0.8, +2.8, \$98, \$101, \$103, \$93.

LOT 203 WELCOME SWALLOW SITZ 458N F288(APR)(AI) AMC, NHF, CAFU, DD99%

IDENTIFIER: CMAF288 BIRTH DATE: 08/09/2010 REGISTER: APR

B/R NEW DESIGN 036 USA036 LEACHMAN RIGHT TIME USA2700 Notes: Estimated Joining Sire CONNEALY EARNAN 076E
BON VIEW NEW DESIGN 1407 USA1407 LEACHMAN BOOM TIME USA13361440
BON VIEW PRIDE 664 USA12139985 LEACHMAN BURGESS 5004 USA12335791
Sire: SITZ NEW DESIGN 458N USA14474596 Dam: WELCOME SWALLOW BOOMTIME C149(APR)(AI) CMA219
SITZ TRAVELER 9929 USA9929 C A FUTURE DIRECTION 5321 USA5321
SITZ ELLUNAS ELITE 3308 USA13028479 WELCOME SWALLOW FUTURE DIRECTION A82(APR)(AI) CMAA82
SITZ ELLUNAS ELITE 2872 USA11720423 WELCOME SWALLOW Y55(APR)(AI) CMA55

Table with columns: ANGUS GROUP BREEDPLAN EBVs JUNE 2015, \$INDEX VALUES, EBV, CE-Dir, CE-Dtr, GL, BW, 200, 400, 600, MCWT, Milk, SS, DTC, CWT, EMA, Rib, Rump, RBY%, IMF%, ANGUS BREEDING, DOM, HEAVY GRAIN, HEAVY GRASS. Values include: -3.7, -0.3, -0.6, +4.2, +44, +76, +98, +72, +17, +2.2, -5.3, +55, +5.1, -0.1, +0.2, +0.3, +2.1, \$102, \$99, \$105, \$100.

LOT 204 WELCOME SWALLOW PERFORMER F334(AI) AMFU, NHFU, CAF, DD11%

IDENTIFIER: CMAF334 BIRTH DATE: 23/09/2010 REGISTER: HBR

LEACHMAN RIGHT TIME USA2700 LEACHMAN RIGHT TIME USA2700 Notes: Estimated Joining Sire CONNEALY EARNAN 076E
HYLINE RIGHT TIME 338(ET) USA13058662 LEACHMAN BOOM TIME USA13361440
HYLINE PRIDE 265(ET) USA265 LEACHMAN BURGESS 5004 USA12335791
Sire: K C F BENNETT PERFORMER USA14885809 Dam: WELCOME SWALLOW BOOMTIME C176(AI) CMA216
JAUER 353 TRAVELER 589 27 USA12476755 MERRIC RIVERS NEW DESIGN T149(AI) NXUT149
K C F MISS 589 L182 USA13852823 ICM FLOWER Z73(AI) BICZ73
C S U MISS AMBUSH 5193 USA12320001 ICM FLOWER W42(AI) BICW42

Table with columns: ANGUS GROUP BREEDPLAN EBVs JUNE 2015, \$INDEX VALUES, EBV, CE-Dir, CE-Dtr, GL, BW, 200, 400, 600, MCWT, Milk, SS, DTC, CWT, EMA, Rib, Rump, RBY%, IMF%, ANGUS BREEDING, DOM, HEAVY GRAIN, HEAVY GRASS. Values include: -6.4, -2.0, -2.0, +5.3, +47, +77, +101, +62, +21, +2.6, -4.4, +58, +3.6, +2.0, +2.8, -0.6, +1.5, \$86, \$87, \$74, \$91.

LOT 205 WELCOME SWALLOW PERFORMER F337(APR)(AI) AMFU, NH10%, CAF, DD4%

IDENTIFIER: CMAF337 BIRTH DATE: 24/09/2010 REGISTER: APR

LEACHMAN RIGHT TIME USA2700 ARDROSSAN MODEST W37(AI) NAQW37 Notes: Estimated Joining Sire CONNEALY EARNAN 076E
HYLINE RIGHT TIME 338(ET) USA13058662 WELCOME SWALLOW Z79(APR)(AI) CMAZ79
HYLINE PRIDE 265(ET) USA265 WELCOME SWALLOW X35(AI) CMAX35
Sire: K C F BENNETT PERFORMER USA14885809 Dam: WELCOME SWALLOW MODEST C223(APR) CMA223
JAUER 353 TRAVELER 589 27 USA12476755 TE MANIA UNFREEZE U397(AI)(ET) VTMU397
K C F MISS 589 L182 USA13852823 TE MANIA BARUNAH X828 VTMX828
C S U MISS AMBUSH 5193 USA12320001 TE MANIA BARUNAH U476(AI)(ET) VTMU476

Table with columns: ANGUS GROUP BREEDPLAN EBVs JUNE 2015, \$INDEX VALUES, EBV, CE-Dir, CE-Dtr, GL, BW, 200, 400, 600, MCWT, Milk, SS, DTC, CWT, EMA, Rib, Rump, RBY%, IMF%, ANGUS BREEDING, DOM, HEAVY GRAIN, HEAVY GRASS. Values include: -2.3, -0.5, -3.0, +5.0, +41, +72, +92, +71, +15, +2.5, -3.1, +54, +4.6, +0.7, +1.4, +0.2, +1.4, \$88, \$93, \$79, \$92.

LOT 206 WELCOME SWALLOW ON TIME G5(AI) AMFU, NHFU, CA50%, DD3%

IDENTIFIER: CMA65 BIRTH DATE: 14/08/2011 REGISTER: HBR

PAPA EQUATOR 2928 USA2928 C A FUTURE DIRECTION 5321 USA5321 Notes: Estimated Joining Sire CONNEALY EARNAN 076E
BT EQUATOR 395M USA14237157 WELCOME SWALLOW LEADER A13(AI) CMAA13
RM BLACK MAGIC 7574 E A R USA11279411 TE MANIA LOWAN X136 VTMX136
Sire: BOOROOMOOKA ON TIME D105(AI) NGMD105 Dam: WELCOME SWALLOW LEADER C245 CMA245
HYLINE RIGHT TIME 338(ET) USA13058662 S A F 598 BANDO 5175 USA5175
BOOROOMOOKA WUBU B31(AI) NGMB31 WELCOME SWALLOW BANDO DESIGN A70(AI)(ET) CMAA70
BOOROOMOOKA WUBU W467(AI) NGMW467 TE MANIA BARWON X142(AI)(ET) VTMX142

Table with columns: ANGUS GROUP BREEDPLAN EBVs JUNE 2015, \$INDEX VALUES, EBV, CE-Dir, CE-Dtr, GL, BW, 200, 400, 600, MCWT, Milk, SS, DTC, CWT, EMA, Rib, Rump, RBY%, IMF%, ANGUS BREEDING, DOM, HEAVY GRAIN, HEAVY GRASS. Values include: +4.6, +4.4, -8.3, +1.4, +26, +51, +69, +69, +11, +0.9, -5.2, +37, +0.4, +0.9, +0.6, -0.3, +1.7, \$84, \$87, \$83, \$84.

LOT 207 WELCOME SWALLOW BERKLEY H209(APR)(AI)(TW) AMFU, NHFU, CAFU, DDFU

IDENTIFIER: CMAH209 BIRTH DATE: 10/08/2012 REGISTER: APR

S A F FOCUS OF E R USA6163 C R A BEXTOR 872 5205 608 USA13009379 Notes: Estimated Joining Sire CONNEALY EARNAN 076E
TE MANIA YORKSHIRE Y437(AI) VTM437 TC ABERDEEN 759 USA15840414
TE MANIA LOWAN U275(AI)(ET) VTMU275 TC BLACKBIRD 4034 USA14844785
Sire: TE MANIA BERKLEY B1(AI) VTM1 Dam: WELCOME SWALLOW ABERDEEN F156(APR)(AI) CMAF156
KENNY'S CREEK SANDY S15(AI) NDIS15 WELCOME SWALLOW GLOWING ALLIANCE B20(AI) CMA280
TE MANIA LOWAN Z53(AI)(ET) VTMZ53 WELCOME SWALLOW SCOTCH ALLIANCE D316 CMA2316
TE MANIA LOWAN V129(ACR)(AI)(ET) VTMV129 WELCOME SWALLOW Y4(APR)(AI) CMA54

Table with columns: ANGUS GROUP BREEDPLAN EBVs JUNE 2015, \$INDEX VALUES, EBV, CE-Dir, CE-Dtr, GL, BW, 200, 400, 600, MCWT, Milk, SS, DTC, CWT, EMA, Rib, Rump, RBY%, IMF%, ANGUS BREEDING, DOM, HEAVY GRAIN, HEAVY GRASS. Values include: +4.9, +5.4, -8.8, +2.8, +48, +88, +113, +105, +11, +1.9, -7.4, +66, +5.6, +0.3, +0.6, 0.0, +2.6, \$142, \$126, \$158, \$133.

LOT 208 WELCOME SWALLOW BERKLEY H222(AI) AMFU, NHFU, CAFU, DDFU

IDENTIFIER: CMAH222 BIRTH DATE: 13/08/2012 REGISTER: HBR

S A F FOCUS OF E R USA6163 C R A BEXTOR 872 5205 608 USA13009379 Notes: Estimated Joining Sire CONNEALY EARNAN 076E
TE MANIA YORKSHIRE Y437(AI) VTM437 TC ABERDEEN 759 USA15840414
TE MANIA LOWAN U275(AI)(ET) VTMU275 TC BLACKBIRD 4034 USA14844785
Sire: TE MANIA BERKLEY B1(AI) VTM1 Dam: WELCOME SWALLOW ABERDEEN A51 F362(AI)(ET) CMAF362
KENNY'S CREEK SANDY S15(AI) NDIS15 S A F 598 BANDO 5175 USA5175
TE MANIA LOWAN Z53(AI)(ET) VTMZ53 WELCOME SWALLOW BANDO CREEK A51(AI)(ET) CMAA51
TE MANIA LOWAN V129(ACR)(AI)(ET) VTMV129 KENNY'S CREEK BARA W65(AI) NDIW65

Table with columns: ANGUS GROUP BREEDPLAN EBVs JUNE 2015, \$INDEX VALUES, EBV, CE-Dir, CE-Dtr, GL, BW, 200, 400, 600, MCWT, Milk, SS, DTC, CWT, EMA, Rib, Rump, RBY%, IMF%, ANGUS BREEDING, DOM, HEAVY GRAIN, HEAVY GRASS. Values include: +4.3, +5.2, -7.2, +1.8, +44, +81, +100, +89, +19, +1.8, -7.6, +58, +7.6, +1.5, +1.8, -0.1, +2.3, \$131, \$121, \$138, \$125.

LOT 209 WELCOME SWALLOW BERKLEY H247(APR)(AI) AMFU, NH6%, CAFU, DDFU IDENTIFIER: CMAH247 BIRTH DATE: 16/08/2012 REGISTER: APR

Sire: **TE MANIA BERKLEY B1(AI) VTMB1** Sire: **TE MANIA SHEEN S155(AI)(ET) VTMS155**
 Dam: **WELCOME SWALLOW Y19(APR)(AI) CMAW19** Dam: **WELCOME SWALLOW W17(APR)(AI) CMAW17**

Notes: Estimated Joining Sire CONNEALY EARNAN 076E

ANGUS GROUP BREEDPLAN EBVs JUNE 2015																	\$INDEX VALUES			
CE-Dir	CE-Dtr	GL	BW	200	400	600	MCWT	Milk	SS	DTC	CWT	EMA	Rib	Rump	RBV%	IMF%	ANGUS BREEDING	DOM	HEAVY GRAIN	HEAVY GRASS
+5.1	+4.6	-9.3	+2.4	+42	+81	+106	+132	+12	+2.0	-8.8	+64	+0.1	+1.9	+2.7	-1.7	+1.9	\$116	\$103	\$123	\$110
ACC	60%	55%	86%	77%	73%	76%	78%	67%	62%	54%	66%	64%	69%	68%	65%	64%				
EXPECTED AVERAGE PROGENY VALUE																				
EBV	0.4	2.2	-6.5	4.4	51	95	122	122	15	1.7	-5.9	75	4.3	0.5	0.7	-0.3	\$121	\$112	\$128	\$118

LOT 210 ★ WELCOME SWALLOW BERKLEY H257(APR)(AI) AMFU, NHFU, CAFU, DD17% IDENTIFIER: CMAH257 BIRTH DATE: 17/08/2012 REGISTER: APR

Sire: **TE MANIA BERKLEY B1(AI) VTMB1** Sire: **BON VIEW NEW DESIGN 1407 USA1407**
 Dam: **WELCOME SWALLOW DESIGN 458N D127(APR)(AI) CMAW127** Dam: **WELCOME SWALLOW DESIGN 458N D127(APR)(AI) CMAW127**

Notes: Estimated Joining Sire CONNEALY EARNAN 076E

ANGUS GROUP BREEDPLAN EBVs JUNE 2015																	\$INDEX VALUES			
CE-Dir	CE-Dtr	GL	BW	200	400	600	MCWT	Milk	SS	DTC	CWT	EMA	Rib	Rump	RBV%	IMF%	ANGUS BREEDING	DOM	HEAVY GRAIN	HEAVY GRASS
+3.9	+4.4	-8.6	+3.4	+47	+83	+107	+110	+12	+2.3	-8.9	+63	+3.2	+0.9	+1.8	-0.7	+2.5	\$133	\$117	\$146	\$123
ACC	59%	54%	86%	77%	72%	75%	77%	64%	62%	53%	66%	63%	68%	67%	64%	63%				
EXPECTED AVERAGE PROGENY VALUE																				
EBV	-0.2	2.1	-6.2	4.9	53	96	121	111	15	1.8	-6.1	74	5.9	0.2	0.3	2.2	\$130	\$119	\$140	\$124

LOT 211 WELCOME SWALLOW DYNAMITE A70 H713(AI)(ET) AMFU, NHFU, CA50%, DD6% IDENTIFIER: CMAH713 BIRTH DATE: 28/11/2012 REGISTER: HBR

Sire: **MOHNER DYNAMITE 1356 USA15585939** Sire: **BON VIEW BANDO 598 USA598**
 Dam: **WELCOME SWALLOW BANDO DESIGN A70(AI)(ET) CMAA70** Dam: **WELCOME SWALLOW BANDO DESIGN A70(AI)(ET) CMAA70**

Notes: Estimated Joining Sire CONNEALY EARNAN 076E

ANGUS GROUP BREEDPLAN EBVs JUNE 2015																	\$INDEX VALUES			
CE-Dir	CE-Dtr	GL	BW	200	400	600	MCWT	Milk	SS	DTC	CWT	EMA	Rib	Rump	RBV%	IMF%	ANGUS BREEDING	DOM	HEAVY GRAIN	HEAVY GRASS
-2.2	-1.2	-3.3	+4.4	+46	+83	+107	+92	+13	+1.9	-1.5	+60	+3.5	+0.3	-0.3	+0.3	+1.6	\$92	\$97	\$89	\$96
ACC	59%	52%	68%	75%	71%	71%	70%	68%	65%	62%	49%	64%	63%	68%	66%	63%				
EXPECTED AVERAGE PROGENY VALUE																				
EBV	-3.2	-0.8	-3.5	5.4	52	96	122	102	16	1.6	-2.3	73	5.9	-0.2	-0.8	0.8	\$111	\$110	\$114	\$111

LOT 212 ★ WELCOME SWALLOW BERKLEY D121 H722(APR)(AI)(ET) AMFU, NHFU, CAFU, DDFU IDENTIFIER: CMAH722 BIRTH DATE: 01/09/2012 REGISTER: APR

Sire: **TE MANIA BERKLEY B1(AI) VTMB1** Sire: **PAPA FORTE 1921 USA1921**
 Dam: **WELCOME SWALLOW X13 FORESIGHT D121(APR)(AI)(ET) CMAW121** Dam: **WELCOME SWALLOW X13 FORESIGHT D121(APR)(AI)(ET) CMAW121**

Notes: Estimated Joining Sire CONNEALY EARNAN 076E

ANGUS GROUP BREEDPLAN EBVs JUNE 2015																	\$INDEX VALUES			
CE-Dir	CE-Dtr	GL	BW	200	400	600	MCWT	Milk	SS	DTC	CWT	EMA	Rib	Rump	RBV%	IMF%	ANGUS BREEDING	DOM	HEAVY GRAIN	HEAVY GRASS
+4.4	+3.6	-6.3	+4.6	+51	+88	+116	+127	+12	+3.1	-8.4	+68	+5.9	-0.2	+0.6	+0.1	+2.2	\$137	\$120	\$152	\$128
ACC	59%	53%	68%	72%	71%	72%	73%	76%	64%	65%	66%	64%	69%	68%	64%	64%				
EXPECTED AVERAGE PROGENY VALUE																				
EBV	0.1	1.7	-5	5.6	55	99	127	120	15	2.3	-5.8	77	7.1	-0.5	-0.4	0.7	\$132	\$121	\$144	\$127

LOT 213 WELCOME SWALLOW Y19(APR)(AI) AMFU NH13% CAFU DDFU IDENTIFIER: CMA19 BIRTH DATE: 09/09/2003 REGISTER: APR

Sire: **TE MANIA SHEEN S155(AI)(ET) VTMS155** Sire: **G T MAXIMUM USA88**
 Dam: **WELCOME SWALLOW W17(APR)(AI) CMAW17** Dam: **WELCOME SWALLOW W17(APR)(AI) CMAW17**

Notes: Estimated Joining Sire CONNEALY EARNAN 076E

ANGUS GROUP BREEDPLAN EBVs JUNE 2015																	\$INDEX VALUES			
CE-Dir	CE-Dtr	GL	BW	200	400	600	MCWT	Milk	SS	DTC	CWT	EMA	Rib	Rump	RBV%	IMF%	ANGUS BREEDING	DOM	HEAVY GRAIN	HEAVY GRASS
+3.1	+1.9	-5.3	+1.2	+30	+65	+76	+88	+12	+1.4	-5.9	+49	-4.4	+3.3	+4.4	-3.2	+1.6	\$70	\$79	\$59	\$74
ACC	65%	58%	91%	84%	80%	80%	81%	82%	83%	72%	58%	71%	68%	74%	72%	69%				
EXPECTED AVERAGE PROGENY VALUE																				
EBV	-0.6	0.8	-4.5	3.9	45	87	107	100	16	1.4	-4.5	67	1.9	1.3	1.5	-1	\$99	\$100	\$97	\$100

LOT 214 WELCOME SWALLOW MOOKA BARUNAH B22 AMFU, NHF, CAFU, DD16% IDENTIFIER: CMA22 BIRTH DATE: 29/03/2006 REGISTER: HBR

Sire: **WELCOME SWALLOW THEO Y56(AI) CMAW56** Sire: **TE MANIA NORMAN N48(AI)(ET) VTMN48**
 Dam: **TE MANIA BARUNAH X171(AI)(ET) VTMX171** Dam: **TE MANIA BARUNAH X171(AI)(ET) VTMX171**

Notes: Estimated Joining Sire R B TOUR OF DUTY 177

ANGUS GROUP BREEDPLAN EBVs JUNE 2015																	\$INDEX VALUES			
CE-Dir	CE-Dtr	GL	BW	200	400	600	MCWT	Milk	SS	DTC	CWT	EMA	Rib	Rump	RBV%	IMF%	ANGUS BREEDING	DOM	HEAVY GRAIN	HEAVY GRASS
-3.6	-5.3	+2.1	+6.3	+40	+71	+93	+79	+18	+1.8	-4.8	+52	+6.5	-0.1	-0.2	+0.7	+1.0	\$83	\$86	\$76	\$86
ACC	54%	45%	79%	80%	75%	76%	78%	77%	74%	70%	46%	65%	64%	69%	67%	62%				
EXPECTED AVERAGE PROGENY VALUE																				
EBV	-1.9	-2.7	-0.8	5.5	43	79	101	89	19	1.7	-	57	6.5	-1.1	-1.5	1.3	\$91	\$96	\$84	\$95

LOT 215 WELCOME SWALLOW ALLIANCE B176(APR)(AI) AMFU, NH6%, CAFU, DDFU IDENTIFIER: CMA8176 BIRTH DATE: 28/09/2006 REGISTER: APR

Sire: **KMK ALLIANCE 6595 187 USA13346328** Sire: **SITZ TRAVELER 8180 USA8180**
 Dam: **WELCOME SWALLOW Y19(APR)(AI) CMAW19** Dam: **WELCOME SWALLOW Y19(APR)(AI) CMAW19**

Notes: Estimated Joining Sire R B TOUR OF DUTY 177

ANGUS GROUP BREEDPLAN EBVs JUNE 2015																	\$INDEX VALUES			
CE-Dir	CE-Dtr	GL	BW	200	400	600	MCWT	Milk	SS	DTC	CWT	EMA	Rib	Rump	RBV%	IMF%	ANGUS BREEDING	DOM	HEAVY GRAIN	HEAVY GRASS
-4.2	-3.6	-1.6	+4.2	+41	+74	+90	+83	+15	+1.1	-5.8	+63	-0.4	+2.4	+2.4	-1.9	+0.9	\$65	\$75	\$49	\$72
ACC	63%	56%	90%	83%	78%	79%	80%	82%	79%	69%	52%	70%	68%	73%	71%	68%				
EXPECTED AVERAGE PROGENY VALUE																				
EBV	-2.2	-1.9	-2.6	4.4	44	81	99	90	17	1.3	-	62	3	0.1	-0.2	0	\$82	\$91	\$71	\$88

LOT 216 WELCOME SWALLOW ALLIANCE THEO D13 CM D13(APR)(AI)(ET) AM1%, NHFU, CAFU, DDFU IDENTIFIER: CMA13 BIRTH DATE: 26/03/2008 REGISTER: APR

Sire: **KMK ALLIANCE 6595 187 USA13346328** Sire: **SITZ TRAVELER 8180 USA8180**
 Dam: **WELCOME SWALLOW X13(APR)(AI) CMAW13** Dam: **WELCOME SWALLOW X13(APR)(AI) CMAW13**

Notes: Estimated Joining Sire R B TOUR OF DUTY 177

ANGUS GROUP BREEDPLAN EBVs JUNE 2015																	\$INDEX VALUES			
CE-Dir	CE-Dtr	GL	BW	200	400	600	MCWT	Milk	SS	DTC	CWT	EMA	Rib	Rump	RBV%	IMF%	ANGUS BREEDING	DOM	HEAVY GRAIN	HEAVY GRASS
+3.6	+3.3	-5.7	+1.3	+41	+78	+98	+70	+18	+1.3	-3.8	+64	+3.1	+1.4	+0.6	-0.9	+1.7	\$100	\$102	\$94	\$103
ACC	61%	52%	79%	81%	76%	77%	79%	80%	76%	66%	50%	68%	66%	72%	70%	66%				
EXPECTED AVERAGE PROGENY VALUE																				
EBV	1.8	1.6	-4.7	3	44	83	104	84	19	1.4	-	63	4.9	-0.4	-1.1	0.5	\$101	\$105	\$95	\$104

LOT 217 WELCOME SWALLOW DAY AHEAD D25 CMAD25(AI)(ET) AMFU, NHFU, CAFU, DDFU IDENTIFIER: CMAD25 BIRTH DATE: 30/03/2008 REGISTER: HBR

A A R NEW TREND USA9958
BOYD NEW DAY 8005 USA13050780
S V F FOREVER LADY 57D USA57D
Sire: MOHNEN DAY AHEAD 144 USA14848339
CLEARWATER PAF SEVILLE 1977 USA13024422
MOHNEN JILT 910 USA13620692
MOHNEN JILT 143 USA11964495

WAITARA VALLEY TEX NZE36917
HINGAIA 469(AI) NZE469
HINGAIA 910 NZE217493
Dam: TE MANIA LOWAN X9(AI)(ET) VTMX9
TE MANIA NORMAN N48(AI)(ET) VTMN48
TE MANIA LOWAN R41 1(AI) VTMR411
TE MANIA LOWAN N72 VTMN72

Notes: Estimated Joining Sire R B TOUR OF DUTY 177 Al'ed 22/11/2014 = Estimated calving date 1/9/2015. Please note also Al'ed to ARDROSSAN EQUATOR A241 31/10/2014

ANGUS GROUP BREEDPLAN EBVs JUNE 2015																	\$INDEX VALUES			
CE-Dir	CE-Dtr	GL	BW	200	400	600	MCWT	Milk	SS	DTC	CWT	EMA	Rib	Rump	RBY%	IMF%	ANGUS BREEDING	DOM	HEAVY GRAIN	HEAVY GRASS
+5.5	+3.2	-4.8	+1.7	+28	+59	+69	+45	+12	+1.2	-6.3	+33	+3.6	+1.6	+2.1	-0.1	+0.3	\$84	\$95	\$66	\$91
ACC	57%	47%	75%	80%	75%	78%	79%	73%	66%	44%	66%	63%	68%	66%	62%	61%				
EXPECTED AVERAGE PROGENY VALUE																				
EBV	2.7	1.6	-4.2	3.3	37	74	89	72	16	1.4	-	48	5.1	-0.3	-0.4	0.9	\$92	\$101	\$80	\$98

LOT 218 WELCOME SWALLOW BOOMTIME D240(APR)(AI) AMFU, NHFU, CAFU, DDFU IDENTIFIER: CMAD240 BIRTH DATE: 19/09/2008 REGISTER: APR

N BAR EMULATION EXT USAU23
LEACHMAN RIGHT TIME USA2700
LEACHMAN ERICA 0025 USA11382472
Sire: LEACHMAN BOOM TIME USA13361440
PARAMONT AMBUSH 2172 USA2172
LEACHMAN BURGESS 5004 USA12335791
LEACHMAN BURGESS 3013 USA11947083

N BAR EMULATION EXT USAU23
G A R EXPECTATION 4915 USA12548568
G A R TRAVELER 2421 USA11647241
Dam: ICM UNIVERSAL Y41(AI) BICY41
CAMPBELL FARMS REDMOND R527(AI)(ET) VVXR527
ICM U131(APR) BICU131
ICM S255(APR) BICS255

Notes: Estimated Joining Sire R B TOUR OF DUTY 177

ANGUS GROUP BREEDPLAN EBVs JUNE 2015																	\$INDEX VALUES			
CE-Dir	CE-Dtr	GL	BW	200	400	600	MCWT	Milk	SS	DTC	CWT	EMA	Rib	Rump	RBY%	IMF%	ANGUS BREEDING	DOM	HEAVY GRAIN	HEAVY GRASS
+1.9	+2.8	-2.3	+1.2	+42	+71	+86	+37	+15	+0.3	-5.8	+56	-0.1	+0.8	+1.5	-1.9	+1.8	\$92	\$97	\$81	\$96
ACC	62%	55%	88%	82%	77%	80%	81%	76%	66%	56%	69%	67%	73%	71%	67%	67%				
EXPECTED AVERAGE PROGENY VALUE																				
EBV	0.9	1.4	-3	2.9	44	78	96	67	17	0.9	-	58	3.3	-0.7	-0.6	0	\$95	\$101	\$86	\$99

LOT 219 WELCOME SWALLOW LUXE BOOM E131 (APR)(AI) AMFU, NHF, CAFU, DDFU IDENTIFIER: CMAE131 BIRTH DATE: 30/08/2009 REGISTER: APR

G A R PRECISION 1680 USA1680
C A FUTURE DIRECTION 5321 USA5321
C A MISS POWER FIX 308 USA12054694
Sire: STEVENSON CE DELUXE 1914 USA14659834
SITZ ALLIANCE 6595 USA6595
FSHK PRIDE 180 USA13868600
FSHK PRIDE 725 USA12877957

LEACHMAN RIGHT TIME USA2700
LEACHMAN BOOM TIME USA13361440
LEACHMAN BURGESS 5004 USA12335791
Dam: WELCOME SWALLOW BOOMTIME C139(APR)(AI) CMA139
BOOROOMOOKA THEO T030(AI) NGM130
WELCOME SWALLOW X28(APR)(AI) CMAX28
WELCOME SWALLOW LADY LEVIATHAN S14(AI) CMA514

Notes: Estimated Joining Sire R B TOUR OF DUTY 177 Al'ed 22/11/2014 = Estimated calving date 1/9/2015. Please note also Al'ed to ARDROSSAN EQUATOR A241 31/10/2014

ANGUS GROUP BREEDPLAN EBVs JUNE 2015																	\$INDEX VALUES				
CE-Dir	CE-Dtr	GL	BW	200	400	600	MCWT	Milk	SS	DTC	CWT	EMA	Rib	Rump	RBY%	IMF%	ANGUS BREEDING	DOM	HEAVY GRAIN	HEAVY GRASS	
+1.2	+0.9	-3.0	+2.3	+43	+77	+94	+55	+23	+1.4	-3.9	+61	+2.1	+0.7	+0.7	-1.5	+2.7	\$96	\$99	\$96	\$97	
ACC	53%	43%	87%	79%	73%	73%	76%	77%	69%	62%	42%	63%	59%	66%	63%	59%	58%				
EXPECTED AVERAGE PROGENY VALUE																					
EBV	0.5	0.5	-3.3	3.5	45	82	102	77	21	1.4	-	62	4.3	-0.8	-1	0.2	\$99	\$103	\$97	\$102	

LOT 220 WELCOME SWALLOW DIVA E215(AI) AMFU, NHFU, CAFU, DDFU IDENTIFIER: CMAE215 BIRTH DATE: 07/09/2009 REGISTER: HBR

LEACHMAN RIGHT TIME USA2700
HYLINE RIGHT TIME 338(ET) USA13058662
HYLINE PRIDE 265(ET) USA265
Sire: K C F BENNETT PERFORMER USA14885809
JAUER 353 TRAVELER 589 27 USA12476755
K C F MISS 589 L182 USA13852823
C S U MISS AMBUSH 5193 USA12320001

N BAR EMULATION EXT USAU23
G A R EXPECTATION 4915 USA12548568
G A R TRAVELER 2421 USA11647241
Dam: ICM HOPE Z72(AI) BICZ72
TE MANIA KIRKMAN+90(AI)(ET) VTMK254+90
ICM HOPE W5(AI) BICW5
ICM U140 BICU140

Notes: Estimated Joining Sire R B TOUR OF DUTY 177

ANGUS GROUP BREEDPLAN EBVs JUNE 2015																	\$INDEX VALUES			
CE-Dir	CE-Dtr	GL	BW	200	400	600	MCWT	Milk	SS	DTC	CWT	EMA	Rib	Rump	RBY%	IMF%	ANGUS BREEDING	DOM	HEAVY GRAIN	HEAVY GRASS
+2.8	+1.7	-3.1	+1.8	+33	+57	+69	+46	+14	+1.2	-4.8	+44	+3.4	+1.7	+2.4	-0.6	+1.4	\$82	\$91	\$68	\$87
ACC	61%	53%	88%	80%	75%	75%	78%	79%	72%	65%	52%	64%	70%	68%	64%	64%				
EXPECTED AVERAGE PROGENY VALUE																				
EBV	1.3	0.8	-3.4	3.3	40	73	90	73	17	1.3	-	52	5.2	-0.2	-0.2	0.7	\$94	\$100	\$85	\$98

LOT 221 WELCOME SWALLOW G54(AI) AMFU, NHFU, CAFU, DDFU IDENTIFIER: CMAG54 BIRTH DATE: 22/08/2011 REGISTER: HBR

S A V 8180 TRAVELER 004 USA13512009
S A V NET WORTH 4200 USA14739204
S A V MAY 2410 USA14140883
Sire: SCHAFF NET INCOME 7024 USA15892972
B C C BUSHWACKER 41-93 USA41-93
EA WILLABAR 4100 USA15405792
TMT RISING STAR 8048 USA13428735

IRONWOOD NEW DESIGN 022 701 USA12919627
IRONWOOD NEW LEVEL USA13320150
WARDENS BLACKCAP 6148 6309 USA12654951
Dam: WELCOME SWALLOW EXACT LEVEL A126(AI) CMAA126
J L B EXACTO 416 USA12223258
TE MANIA LOWAN X378(AI)(ET)(TW) VTMX378
TE MANIA LOWAN R41 1(AI) VTMR411

Notes: Estimated Joining Sire R B TOUR OF DUTY 177

ANGUS GROUP BREEDPLAN EBVs JUNE 2015																	\$INDEX VALUES			
CE-Dir	CE-Dtr	GL	BW	200	400	600	MCWT	Milk	SS	DTC	CWT	EMA	Rib	Rump	RBY%	IMF%	ANGUS BREEDING	DOM	HEAVY GRAIN	HEAVY GRASS
-0.6	0.0	-4.0	+4.8	+40	+66	+86	+70	+16	+2.1	-5.5	+51	+5.0	-0.1	-0.4	+1.5	+0.6	\$90	\$96	\$81	\$94
ACC	51%	42%	85%	77%	72%	71%	75%	76%	64%	57%	41%	62%	60%	66%	64%	59%				
EXPECTED AVERAGE PROGENY VALUE																				
EBV	-0.4	-0.1	-3.8	4.8	43	77	98	84	17	1.8	-	57	5.8	-1.2	-1.6	1.7	\$96	\$101	\$88	\$99

LOT 222 WELCOME SWALLOW G76(APR)(AI) AM50%, NHFU, CAFU, DDFU IDENTIFIER: CMAG76 BIRTH DATE: 25/08/2011 REGISTER: APR

S A V 8180 TRAVELER 004 USA13512009
S A V NET WORTH 4200 USA14739204
S A V MAY 2410 USA14140883
Sire: SCHAFF NET INCOME 7024 USA15892972
B C C BUSHWACKER 41-93 USA41-93
EA WILLABAR 4100 USA15405792
TMT RISING STAR 8048 USA13428735

C A FUTURE DIRECTION 5321 USA5321
ARDROSSAN CONNECTION X15(AI)(ET) NAQX15
ARDROSSAN WILCOOLA V9(AI) NAQV9
Dam: WELCOME SWALLOW CONNECTION C203(APR)(AI) CMA203
YTHANBRAE BUTCHS MAX U31 1(AI) VLYU311
ICM UPFIELD Y38(AI) BICY38
ICM U236(APR) BICU236

Notes: Estimated Joining Sire R B TOUR OF DUTY 177

ANGUS GROUP BREEDPLAN EBVs JUNE 2015																	\$INDEX VALUES			
CE-Dir	CE-Dtr	GL	BW	200	400	600	MCWT	Milk	SS	DTC	CWT	EMA	Rib	Rump	RBY%	IMF%	ANGUS BREEDING	DOM	HEAVY GRAIN	HEAVY GRASS
+1.5	+1.4	-3.0	+2.9	+36	+63	+79	+60	+19	+1.8	-3.2	+47	+5.0	+0.7	+0.6	+0.5	+0.6	\$77	\$90	\$60	\$86
ACC	49%	41%	85%	77%	71%	70%	74%	76%	62%	56%	40%	60%	57%	63%	61%	57%				
EXPECTED AVERAGE PROGENY VALUE																				
EBV	0.7	0.6	-3.3	3.8	41	75	94	79	19	1.5	-	55	5.9	-0.8	-1.1	1.3	\$90	\$99	\$79	\$96

LOT 223 WELCOME SWALLOW G99(APR)(AI) AM33%, NHFU, CAFU, DDFU IDENTIFIER: CMAG99 BIRTH DATE: 26/08/2011 REGISTER: APR

S A V 8180 TRAVELER 004 USA13512009
S A V NET WORTH 4200 USA14739204
S A V MAY 2410 USA14140883
Sire: SCHAFF NET INCOME 7024 USA15892972
B C C BUSHWACKER 41-93 USA41-93
EA WILLABAR 4100 USA15405792
TMT RISING STAR 8048 USA13428735

C A FUTURE DIRECTION 5321 USA5321
ARDROSSAN CONNECTION X15(AI)(ET) NAQX15
ARDROSSAN WILCOOLA V9(AI) NAQV9
Dam: WELCOME SWALLOW CONNECTION C115(AI) CMA115
BON VIEW BALANCE 834 USA834
ICM VAMP V11 1(AI) BICV111
ICM T129(APR) BICT129

Notes: Estimated Joining Sire R B TOUR OF DUTY 177

ANGUS GROUP BREEDPLAN EBVs JUNE 2015																	\$INDEX VALUES			
CE-Dir	CE-Dtr	GL	BW	200	400	600	MCWT	Milk	SS	DTC	CWT	EMA	Rib	Rump	RBY%	IMF%	ANGUS BREEDING	DOM	HEAVY GRAIN	HEAVY GRASS
+0.8	+0.3	-3.1	+4.4	+44	+71	+94	+77	+19	+3.0	-4.3	+55	+6.4	+0.5	+0.8	+0.9	+0.6	\$93	\$97	\$79	\$99
ACC	51%	42%	86%	77%	70%	70%	74%	76%	60%	56%	40%	60%	57%	64%	61%	57%				
EXPECTED AVERAGE PROGENY VALUE																				
EBV	0.4	0.1	-3.4	4.6	45	79	102	87	19	2.2	-	59	6.6	-0.9	-1	1.5	\$98	\$103	\$89	\$103

LOT 224 WELCOME SWALLOW G134(APR)(AI) AM50%, NHFU, CAFU, DD5% IDENTIFIER: CMAG134 BIRTH DATE: 05/09/2011 REGISTER: APR

S A V 8180 TRAVELER 004 USA13512009
S A V NET WORTH 4200 USA14739204
S A V MAY 2410 USA14140883
Sire: SCHAFF NET INCOME 7024 USA15892972
B C C BUSHWACKER 41-93 USA41-93
EA WILLABAR 4100 USA15405792
TMT RISING STAR 8048 USA13428735

LEACHMAN RIGHT TIME USA2700
LEACHMAN BOOM TIME USA13361440
LEACHMAN BURGESS 5004 USA12335791
Dam: WELCOME SWALLOW BOOMTIME C149(APR)(AI) CMA149
C A FUTURE DIRECTION 5321 USA5321
WELCOME SWALLOW FUTURE DIRECTION A82(APR)(AI) CMAA82
WELCOME SWALLOW Y55(APR)(AI) CMA555

Notes: Estimated Joining Sire R B TOUR OF DUTY 177

ANGUS GROUP BREEDPLAN EBVs JUNE 2015																	\$INDEX VALUES			
CE-Dir	CE-Dtr	GL	BW	200	400	600	MCWT	Milk	SS	DTC	CWT	EMA	Rib	Rump	RBY%	IMF%	ANGUS BREEDING	DOM	HEAVY GRAIN	HEAVY GRASS
-9.3	-3.5	+2.9	+6.4	+45	+73	+93	+76	+15	+2.3	-5.9	+57	+5.1	-0.4	-0.3	+0.8	+0.9	\$75	\$80	\$65	\$78
ACC	51%	42%	86%	77%	71%	71%	75%	76%	63%	60%	40%	61%	59%	65%	63%	58%				
EXPECTED AVERAGE PROGENY VALUE																				
EBV	-4.6	-1.8	-0.4	5.7	46	81	103	88	17	1.9	-	60	5.9	-1.3	-1.6	1.4	\$90	\$94	\$83	\$93

LOT 225 WELCOME SWALLOW G152(APR)(AI) AMFU, NHFU, CAFU, DDFU

IDENTIFIER: CMAG152
BIRTH DATE: 17/09/2011
REGISTER: APR

Sire: **SCHAFF NET INCOME 7024 USA15892972**
S A V 8180 TRAVELER 004 USA13512009
S A V NET WORTH 4200 USA14739204
S A V MAY 2410 USA14140883
B C C BUSHWACKER 41-93 USA41-93
EA WILLABAR 4100 USA15405792
TMT RISING STAR 8048 USA13428735

Dam: **WELCOME SWALLOW NEW LEVEL A097(APR)(AI) CMAA097**
IRONWOOD NEW DESIGN 022 701 USA12919627
IRONWOOD NEW LEVEL USA13320150
WARDENS BLACKCAP 6148 6309 USA12654951
TE MANIA VICEROY V342 VTMV342
WELCOME SWALLOW Y34(AI) CMA534
WELCOME SWALLOW V54 CMAV54

Notes: Estimated Joining Sire R B TOUR OF DUTY 177

ANGUS GROUP BREEDPLAN EBVs JUNE 2015																	\$INDEX VALUES				
CE-Dir	CE-Dtr	GL	BW	200	400	600	MCWT	Milk	SS	DTC	CWT	EMA	Rib	Rump	RBV%	IMF%	ANGUS BREEDING	DOM	HEAVY GRAIN	HEAVY GRASS	
-1.2	+0.6	-1.2	+3.8	+39	+60	+80	+68	+17	+2.5	-5.8	+46	+3.1	+1.1	+0.9	+0.2	+1.1	\$81	\$86	\$70	\$84	
ACC	50%	41%	86%	77%	71%	71%	75%	76%	63%	61%	40%	61%	59%	65%	63%	58%	56%				
EXPECTED AVERAGE PROGENY VALUE																					
EBV	-0.7	0.3	-2.4	4.3	43	74	95	83	18	1.9	-	54	4.8	-0.6	-0.9	1.1	\$91	\$96	\$83	\$95	

LOT 226 WELCOME SWALLOW BERKLEY H242(APR)(AI) AMFU, NH2%, CAFU, DDFU

IDENTIFIER: CMAH242
BIRTH DATE: 15/08/2012
REGISTER: APR

Sire: **TE MANIA BERKLEY B1(AI) VTMB1**
S A F FOCUS OF E R USA6163
TE MANIA YORKSHIRE Y437(AI) VTMV437
TE MANIA LOWAN U275(AI)(ET) VTMU275
KENNY'S CREEK SANDY S15(AI) NDIS15
TE MANIA LOWAN Z53(AI)(ET) VTMZ53
TE MANIA LOWAN V129(ACR)(AI)(ET) VTMV129

Dam: **WELCOME SWALLOW ABERDEEN F268(APR)(AI) CMAF268**
C R A BEXTOR 872 5205 608 USA13009379
TC ABERDEEN 759 USA15840414
TC BLACKBIRD 4034 USA14844785
KMK ALLIANCE 6595 I87 USA13346328
WELCOME SWALLOW ALLIANCE B176(APR)(AI) CMAB176
WELCOME SWALLOW Y19(APR)(AI) CMA519

Notes: Estimated Joining Sire R B TOUR OF DUTY 177

ANGUS GROUP BREEDPLAN EBVs JUNE 2015																	\$INDEX VALUES				
CE-Dir	CE-Dtr	GL	BW	200	400	600	MCWT	Milk	SS	DTC	CWT	EMA	Rib	Rump	RBV%	IMF%	ANGUS BREEDING	DOM	HEAVY GRAIN	HEAVY GRASS	
+3.9	+4.5	-6.8	+2.2	+44	+83	+100	+100	+16	+1.6	-9.0	+62	+5.7	+1.8	+2.2	-0.2	+1.4	\$124	\$117	\$125	\$120	
ACC	58%	52%	85%	76%	71%	72%	75%	77%	63%	60%	51%	65%	63%	68%	67%	63%	63%				
EXPECTED AVERAGE PROGENY VALUE																					
EBV	1.9	2.2	-5.2	3.5	45	85	105	99	18	1.5	-	62	6.1	-0.2	-0.3	0.8	\$112	\$112	\$108	\$112	

LOT 227 WELCOME SWALLOW BERKLEY H306(APR)(AI) AMFU, NH2%, CAFU, DDFU

IDENTIFIER: CMAH306
BIRTH DATE: 23/08/2012
REGISTER: APR

Sire: **TE MANIA BERKLEY B1(AI) VTMB1**
S A F FOCUS OF E R USA6163
TE MANIA YORKSHIRE Y437(AI) VTMV437
TE MANIA LOWAN U275(AI)(ET) VTMU275
KENNY'S CREEK SANDY S15(AI) NDIS15
TE MANIA LOWAN Z53(AI)(ET) VTMZ53
TE MANIA LOWAN V129(ACR)(AI)(ET) VTMV129

Dam: **WELCOME SWALLOW ALLIANCE DAY D226(APR)(AI) CMAD226**
BOYD NEW DAY 8005 USA13050780
MOHNEN DAY AHEAD 144 USA14848339
MOHNEN JILT 910 USA13620692
KMK ALLIANCE 6595 I87 USA13346328
WELCOME SWALLOW ALLIANCE B176(APR)(AI) CMAB176
WELCOME SWALLOW Y19(APR)(AI) CMA519

Notes: Estimated Joining Sire R B TOUR OF DUTY 177

ANGUS GROUP BREEDPLAN EBVs JUNE 2015																	\$INDEX VALUES				
CE-Dir	CE-Dtr	GL	BW	200	400	600	MCWT	Milk	SS	DTC	CWT	EMA	Rib	Rump	RBV%	IMF%	ANGUS BREEDING	DOM	HEAVY GRAIN	HEAVY GRASS	
+3.4	+3.0	-6.7	+4.0	+46	+85	+107	+116	+11	+2.0	-9.0	+66	+4.9	+1.4	+1.9	-0.3	+1.3	\$124	\$114	\$127	\$120	
ACC	58%	52%	86%	76%	72%	72%	75%	77%	64%	60%	50%	65%	63%	68%	67%	63%	63%				
EXPECTED AVERAGE PROGENY VALUE																					
EBV	1.6	1.5	-5.2	4.3	46	86	108	107	15	1.8	-	64	5.6	-0.4	-0.4	0.8	\$112	\$111	\$111	\$112	

LOT 228 WELCOME SWALLOW INCOME D121 H706(APR)(AI)(ET) AMFU, NHFU, CAFU, DDFU

IDENTIFIER: CMAH706
BIRTH DATE: 05/09/2012
REGISTER: APR

Sire: **SCHAFF NET INCOME 7024 USA15892972**
S A V 8180 TRAVELER 004 USA13512009
S A V NET WORTH 4200 USA14739204
S A V MAY 2410 USA14140883
B C C BUSHWACKER 41-93 USA41-93
EA WILLABAR 4100 USA15405792
TMT RISING STAR 8048 USA13428735

Dam: **WELCOME SWALLOW X13 FORESIGHT D121(APR)(AI)(ET) CMAD121**
PAPA FORTE 1921 USA1921
WOODHILL FORESIGHT USA13936986
BON VIEW GAMMER 85 USA12346837
HAZELDEAN RENAISSANCE R13(AI) NHZR13
WELCOME SWALLOW Z62(APR)(AI) CMAZ62
WELCOME SWALLOW X13(APR)(AI) CMA513

Notes: Estimated Joining Sire R B TOUR OF DUTY 177

ANGUS GROUP BREEDPLAN EBVs JUNE 2015																	\$INDEX VALUES			
CE-Dir	CE-Dtr	GL	BW	200	400	600	MCWT	Milk	SS	DTC	CWT	EMA	Rib	Rump	RBV%	IMF%	ANGUS BREEDING	DOM	HEAVY GRAIN	HEAVY GRASS
+3.1	+1.4	-2.2	+3.1	+43	+74	+92	+82	+19	+3.1	-5.7	+57	+3.9	+0.3	+0.6	-0.1	+1.6	\$99	\$102	\$96	\$99
ACC	49%	39%	67%	76%	70%	71%	75%	59%	61%	37%	60%	59%	65%	62%	58%	57%				
EXPECTED AVERAGE PROGENY VALUE																				
EBV	1.6	0.6	-2.9	3.9	45	81	101	90	19	2.3	-	60	5.3	-1	-1.1	0.9	\$100	\$104	\$95	\$102

LOT 229 WELCOME SWALLOW X5(APR)(AI) AM1%, NH19%, CA4%, DD2%

IDENTIFIER: CMAX5
BIRTH DATE: 04/09/2009
REGISTER: APR

Sire: **BOOROOMOOKA THEO T030(AI) NGMT30**
V D A R NEW TREND 315 USA315
B/R NEW DESIGN 036 USA036
B/R BLACKCAP EMPRESS 76 USA76
GLENNOCH MEGAFORCE(AI) QBGM16
BOOROOMOOKA QUIANT Q34 NGMQ34
BOOROOMOOKA GRISELDA NGMG61+87

Dam: **WELCOME SWALLOW U55(AI) CMAU55**
R R TRAVELER 5204 USA5204
TEHAMA 5204 TRAV 641 USA641
TEHAMA BLACKCAP R235 USAR235
VICTOREE LIGHTENING L70+91(AI)(ET) VVWL70+91
WELCOME SWALLOW N41(APR) CMAN41

Notes: Estimated Joining Sire R B TOUR OF DUTY 177

ANGUS GROUP BREEDPLAN EBVs JUNE 2015																	\$INDEX VALUES			
CE-Dir	CE-Dtr	GL	BW	200	400	600	MCWT	Milk	SS	DTC	CWT	EMA	Rib	Rump	RBV%	IMF%	ANGUS BREEDING	DOM	HEAVY GRAIN	HEAVY GRASS
+3.1	+1.8	-4.3	+2.1	+28	+57	+67	+47	+12	+1.8	-3.0	+41	+3.5	+1.5	+1.0	-0.1	+1.5	\$78	\$91	\$69	\$83
ACC	64%	57%	90%	84%	79%	79%	81%	80%	72%	57%	71%	68%	73%	72%	68%	68%				
EXPECTED AVERAGE PROGENY VALUE																				
EBV	1.5	0.9	-4	3.4	37	72	88	73	16	1.5	-	51	5	-0.4	-0.9	0.9	\$89	\$99	\$81	\$94

LOT 230 WELCOME SWALLOW TOTAL PRINCESS E124(APR)(AI)(ET) AMFU, NHFU, CAFU, DDFU

IDENTIFIER: CMAE124
BIRTH DATE: 29/08/2009
REGISTER: APR

Sire: **K C F BENNETT TOTAL USA13687063**
SITZ TRAVELER 8180 USA8180
SITZ ALLIANCE 6595 USA6595
SITZ BARBARAMERE JET 2698 USA2698
N BAR EMULATION EXT USAU23
EXT OF CONANGA 6790 USA12797613
LADY ENCHANTRESS OF CONANGA USA12252499

Dam: **WELCOME SWALLOW X7(APR)(AI) CMAX7**
TE MANIA KELP K207+90(AI) VTMK207+90
DUNOON REAGAN R093(AI)(ET) BHRRO93
TE MANIA BEEAC L145+91(AI)(ET) VTM145+91
WELCOME SWALLOW NELSON G20(APR) CMAQ20
WELCOME SWALLOW PRINCESS NIGEL S28 CMA528
WELCOME SWALLOW P14(APR) CMAP14

Notes: Estimated Joining Sire R B TOUR OF DUTY 177

ANGUS GROUP BREEDPLAN EBVs JUNE 2015																	\$INDEX VALUES			
CE-Dir	CE-Dtr	GL	BW	200	400	600	MCWT	Milk	SS	DTC	CWT	EMA	Rib	Rump	RBV%	IMF%	ANGUS BREEDING	DOM	HEAVY GRAIN	HEAVY GRASS
+4.2	+1.7	-5.6	+2.3	+43	+80	+94	+67	+14	+1.3	-4.3	+65	+5.0	+1.9	+1.7	-0.9	+1.6	\$101	\$106	\$92	\$104
ACC	64%	54%	77%	83%	77%	79%	80%	71%	69%	51%	69%	66%	70%	69%	65%	65%				
EXPECTED AVERAGE PROGENY VALUE																				
EBV	1.5	0.9	-4	3.4	37	72	88	73	16	1.5	-	51	5	-0.4	-0.9	0.9	\$89	\$99	\$81	\$94

LOT 231 WELCOME SWALLOW G21 100% ANGUS RECIPIENT

IDENTIFIER: CMAG21
BIRTH DATE: 19/08/2011
STATUS: RECIPIENT

Sire: **CONNEALY ONWARD USA14216491**
WERNER WAR PARTY 2417 USA16004857
BAAR USA LADY JAYE 489 USA14901682
VERMILION DATELINE 7078 USA7078
DAM: B A LADY 6807 305 USA15679812
G D LADY HI FLYER 302 USA12379430

Sire: **SITZ ALLIANCE 6595 USA6595**
K C F BENNETT TOTAL USA13687063
EXT OF CONANGA 6790 USA12797613
WELCOME SWALLOW TOTAL PRINCESS E124(APR)(AI)(ET) CMAE124
DUNOON REAGAN R093(AI)(ET) BHRRO93
DAM: WELCOME SWALLOW X7(APR)(AI) CMAX7
WELCOME SWALLOW PRINCESS NIGEL S28 CMA528

Notes: Recipient carrying embryo
Sire R B TOUR OF DUTY 177 x CMAE124

EXPECTED AVERAGE PROGENY VALUE																	\$INDEX VALUES			
CE-Dir	CE-Dtr	GL	BW	200	400	600	MCWT	Milk	SS	DTC	CWT	EMA	Rib	Rump	RBV%	IMF%	ANGUS BREEDING	DOM	HEAVY GRAIN	HEAVY GRASS
2.1	0.8	-4.6	3.5	45	84	102	83	17	1.4	-	63	5.6	-0.2	-0.6	0.5	1	\$100	\$106	\$93	\$104

LOT 232 WELCOME SWALLOW D135 100% ANGUS RECIPIENT

IDENTIFIER: CMAJ135
BIRTH DATE: 21/08/2008
STATUS: RECIPIENT

Sire: **CONNEALY ONWARD USA14216491**
WERNER WAR PARTY 2417 USA16004857
BAAR USA LADY JAYE 489 USA14901682
VERMILION DATELINE 7078 USA7078
DAM: B A LADY 6807 305 USA15679812
G D LADY HI FLYER 302 USA12379430

Sire: **SITZ ALLIANCE 6595 USA6595**
K C F BENNETT TOTAL USA13687063
EXT OF CONANGA 6790 USA12797613
WELCOME SWALLOW TOTAL PRINCESS E124(APR)(AI)(ET) CMAE124
DUNOON REAGAN R093(AI)(ET) BHRRO93
DAM: WELCOME SWALLOW X7(APR)(AI) CMAX7
WELCOME SWALLOW PRINCESS NIGEL S28 CMA528

Notes: Recipient carrying embryo
Sire R B TOUR OF DUTY 177 x CMAE124

EXPECTED AVERAGE PROGENY VALUE																	\$INDEX VALUES			
CE-Dir	CE-Dtr	GL	BW	200	400	600	MCWT	Milk	SS	DTC	CWT	EMA	Rib	Rump	RBV%	IMF%	ANGUS BREEDING	DOM	HEAVY GRAIN	HEAVY GRASS
2.1	0.8	-4.6	3.5	45	84	102	83	17	1.4	-	63	5.6	-0.2	-0.6	0.5	1	\$100	\$106	\$93	\$104

LOT 233  **WELCOME SWALLOW G47(APR)(AI)** AMF, NHFU, CAFU, DDFU


IDENTIFIER: CMAF47
BIRTH DATE: 21/08/2011
REGISTER: APR

Sire: **TE MANIA BERKLEY B1(AI) VTMB1**
S A F FOCUS OF E R USA6163
TE MANIA YORKSHIRE Y437(AI) VTM437
TE MANIA LOWAN U275(AI)(ET) VTMU275

Dam: **WELCOME SWALLOW ALLIANCE THEO D19 CM D19(APR)(AI)(ET) CMAD19**
SITZ ALLIANCE 6595 USA6595
KMK ALLIANCE 6595 I87 USA13346328
G A R EXT 916 USA12921677

Notes: Estimated Joining Sire SYDGEN BLACK PEARL 2006

ANGUS GROUP BREEDPLAN EBVs JUNE 2015																	\$INDEX VALUES				
EBV	CE-Dir	CE-Dtr	GL	BW	200	400	600	MCWT	Milk	SS	DTC	CWT	EMA	Rib	Rump	RBY%	IMF%	ANGUS BREEDING	DOM	HEAVY GRAIN	HEAVY GRASS
	+2.2	+3.6	-7.0	+5.1	+55	+97	+128	+130	+11	+2.4	-8.9	+76	+5.0	+1.7	+2.1	-0.8	+1.9	\$143	\$122	\$153	\$135
ACC	60%	54%	85%	78%	73%	73%	76%	72%	65%	64%	53%	66%	65%	70%	68%	65%	64%				
EXPECTED AVERAGE PROGENY VALUE																					
EBV	1.1	2.9	-6	3.8	53	92	119	107	15	1.1	-	70	6.5	0.6	0.3	0.4	1.5	\$130	\$119	\$135	\$127

LOT 234  **WELCOME SWALLOW ABERDEEN F219(APR)(AI)** AMFU, NHFU, CAFU, DDFU


IDENTIFIER: CMAF219
BIRTH DATE: 02/09/2010
REGISTER: APR

Sire: **TC ABERDEEN 759 USA15840414**
B A R EXT TRAVELER 205 USA5205
C R A BEXTOR 872 5205 608 USA13009379
CRA LADY JAYE 608 498 S EASY USA12559297

Dam: **WELCOME SWALLOW DAY ALLIANCE D D192(APR)(AI) CMAD192**
BOYD NEW DAY 8005 USA13050780
MOHNEN DAY AHEAD 144 USA14848339
MOHNEN JILT 910 USA13620692

Notes: Estimated Joining Sire SYDGEN BLACK PEARL 2006

ANGUS GROUP BREEDPLAN EBVs JUNE 2015																	\$INDEX VALUES				
EBV	CE-Dir	CE-Dtr	GL	BW	200	400	600	MCWT	Milk	SS	DTC	CWT	EMA	Rib	Rump	RBY%	IMF%	ANGUS BREEDING	DOM	HEAVY GRAIN	HEAVY GRASS
	+1.0	+2.2	-3.1	+3.5	+43	+82	+114	+100	+24	+1.6	-1.7	+59	+9.4	-0.3	-0.7	+1.8	+0.9	\$112	\$108	\$108	\$115
ACC	61%	49%	86%	84%	76%	76%	79%	75%	63%	65%	41%	66%	64%	70%	68%	64%	63%				
EXPECTED AVERAGE PROGENY VALUE																					
EBV	0.5	2.2	-4.1	2.8	47	84	110	91	22	0.8	-	62	8.7	-0.3	-1.1	1.6	1.1	\$114	\$112	\$111	\$116

LOT 235  **WELCOME SWALLOW ABERDEEN F228(AI)** AMFU, NHFU, CAFU, DD3%


IDENTIFIER: CMAF228
BIRTH DATE: 03/09/2010
REGISTER: HBR

Sire: **TC ABERDEEN 759 USA15840414**
B A R EXT TRAVELER 205 USA5205
C R A BEXTOR 872 5205 608 USA13009379
CRA LADY JAYE 608 498 S EASY USA12559297

Dam: **WELCOME SWALLOW DAY AHEAD CMAD43(AI) CMAD43**
BOYD NEW DAY 8005 USA13050780
MOHNEN DAY AHEAD 144 USA14848339
MOHNEN JILT 910 USA13620692

Notes: Estimated Joining Sire SYDGEN BLACK PEARL 2006

ANGUS GROUP BREEDPLAN EBVs JUNE 2015																	\$INDEX VALUES				
EBV	CE-Dir	CE-Dtr	GL	BW	200	400	600	MCWT	Milk	SS	DTC	CWT	EMA	Rib	Rump	RBY%	IMF%	ANGUS BREEDING	DOM	HEAVY GRAIN	HEAVY GRASS
	+2.8	+3.9	-5.1	+3.3	+46	+86	+114	+107	+20	+1.4	-4.0	+62	+7.6	+0.9	+0.8	+0.9	+1.0	\$119	\$114	\$116	\$121
ACC	57%	48%	86%	78%	74%	74%	77%	79%	69%	59%	40%	65%	63%	70%	67%	63%	63%				
EXPECTED AVERAGE PROGENY VALUE																					
EBV	1.3	3	-5.1	2.8	48	86	111	95	20	0.6	-	64	7.9	0.2	-0.5	1.2	1.1	\$118	\$115	\$116	\$119

LOT 236  **WELCOME SWALLOW PERFORMER F242(APR)(AI)** AMFU, NHFU, CAF, DDFU

IDENTIFIER: CMAF242
BIRTH DATE: 03/09/2010
REGISTER: APR

Sire: **K C F BENNETT PERFORMER USA14885809**
LEACHMAN RIGHT TIME USA2700
HYLINE RIGHT TIME 338(ET) USA13058662
HYLINE PRIDE 265(ET) USA265

Dam: **WELCOME SWALLOW MODEST C213(APR)(AI) CMAC213**
ARDROSSAN MODEST W37(AI) NAQW37
WELCOME SWALLOW MODEST Z85(APR)(AI) CMAZ85
WELCOME SWALLOW X16(APR)(AI) CMAX16

Notes: Estimated Joining Sire SYDGEN BLACK PEARL 2006

ANGUS GROUP BREEDPLAN EBVs JUNE 2015																	\$INDEX VALUES				
EBV	CE-Dir	CE-Dtr	GL	BW	200	400	600	MCWT	Milk	SS	DTC	CWT	EMA	Rib	Rump	RBY%	IMF%	ANGUS BREEDING	DOM	HEAVY GRAIN	HEAVY GRASS
	+0.6	+1.1	-3.1	+2.7	+36	+65	+79	+42	+17	+2.4	-3.3	+49	+7.4	+1.3	+1.2	+0.9	+1.5	\$96	\$103	\$87	\$100
ACC	58%	50%	87%	78%	73%	72%	76%	77%	68%	59%	48%	65%	61%	67%	65%	62%	61%				
EXPECTED AVERAGE PROGENY VALUE																					
EBV	0.3	1.6	-4.1	2.5	43	76	94	63	18	1.1	-	56	8	0.4	-0.2	1.3	1.5	\$109	\$111	\$105	\$110

LOT 237  **WELCOME SWALLOW DYNAMITE B109 F256(APR)(AI)(ET)** AMFU, NHFU, CAFU, DDFU

IDENTIFIER: CMAF256
BIRTH DATE: 04/09/2010
REGISTER: APR

Sire: **MOHNEN DYNAMITE 1356 USA15585939**
JAUER 353 TRAVELER 589 27 USA12476755
BALDRIDGE KABOOM K243 KCF USA13987017
PLEASANTA OF CONANGA 736 USA12886335

Dam: **WELCOME SWALLOW ROYAL MISS B109(APR)(AI) CMAB109**
VERMILION YELLOWSTONE USAJ244
WELCOME SWALLOW YELLOWSTONE Z2(AI) CMAZ2
TE MANIA MOONGARA X40(AI)(ET) VTMX40

Notes: Estimated Joining Sire SYDGEN BLACK PEARL 2006

ANGUS GROUP BREEDPLAN EBVs JUNE 2015																	\$INDEX VALUES				
EBV	CE-Dir	CE-Dtr	GL	BW	200	400	600	MCWT	Milk	SS	DTC	CWT	EMA	Rib	Rump	RBY%	IMF%	ANGUS BREEDING	DOM	HEAVY GRAIN	HEAVY GRASS
	+0.8	+0.8	-6.2	+3.6	+39	+75	+95	+73	+11	+1.5	-2.8	+52	+3.4	+1.2	+0.9	+0.4	+0.7	\$92	\$99	\$80	\$98
ACC	57%	49%	74%	77%	73%	73%	76%	78%	67%	60%	45%	65%	63%	68%	67%	63%	62%				
EXPECTED AVERAGE PROGENY VALUE																					
EBV	0.4	1.5	-5.6	3	45	81	103	78	15	0.7	-	58	5.8	0.4	-0.4	1	1	\$106	\$108	\$100	\$109

LOT 238  **WELCOME SWALLOW BERKLEY G10(APR)(AI)** AMFU, NH10%, CAFU, DD4%


IDENTIFIER: CMAF10
BIRTH DATE: 17/08/2011
REGISTER: APR

Sire: **TE MANIA BERKLEY B1(AI) VTMB1**
S A F FOCUS OF E R USA6163
TE MANIA YORKSHIRE Y437(AI) VTM437
TE MANIA LOWAN U275(AI)(ET) VTMU275

Dam: **WELCOME SWALLOW MODEST C223(APR) CMAC223**
ARDROSSAN MODEST W37(AI) NAQW37
WELCOME SWALLOW Z79(APR)(AI) CMAZ79
WELCOME SWALLOW X35(AI) CMAX35

Notes: Estimated Joining Sire SYDGEN BLACK PEARL 2006

ANGUS GROUP BREEDPLAN EBVs JUNE 2015																	\$INDEX VALUES				
EBV	CE-Dir	CE-Dtr	GL	BW	200	400	600	MCWT	Milk	SS	DTC	CWT	EMA	Rib	Rump	RBY%	IMF%	ANGUS BREEDING	DOM	HEAVY GRAIN	HEAVY GRASS
	+4.9	+4.2	-8.1	+2.9	+42	+78	+101	+99	+11	+2.3	-6.7	+59	+1.6	-0.3	+0.6	-1.0	+2.8	\$119	\$109	\$133	\$112
ACC	56%	52%	85%	75%	71%	71%	74%	71%	62%	59%	51%	64%	62%	67%	66%	62%	62%				
EXPECTED AVERAGE PROGENY VALUE																					
EBV	2.4	3.2	-6.6	2.6	46	82	105	91	15	1.1	-	62	4.9	-0.4	-0.5	0.2	2	\$119	\$113	\$125	\$115

LOT 239  **WELCOME SWALLOW G42(AI)** AMFU, NHFU, CAFU, DDFU


IDENTIFIER: CMAF42
BIRTH DATE: 21/08/2011
REGISTER: HBR

Sire: **TE MANIA BERKLEY B1(AI) VTMB1**
S A F FOCUS OF E R USA6163
TE MANIA YORKSHIRE Y437(AI) VTM437
TE MANIA LOWAN U275(AI)(ET) VTMU275

Dam: **WELCOME SWALLOW DAY AHEAD D25 CMAD25(AI)(ET) CMAD25**
BOYD NEW DAY 8005 USA13050780
MOHNEN DAY AHEAD 144 USA14848339
MOHNEN JILT 910 USA13620692

Notes: Estimated Joining Sire SYDGEN BLACK PEARL 2006

ANGUS GROUP BREEDPLAN EBVs JUNE 2015																	\$INDEX VALUES				
EBV	CE-Dir	CE-Dtr	GL	BW	200	400	600	MCWT	Milk	SS	DTC	CWT	EMA	Rib	Rump	RBY%	IMF%	ANGUS BREEDING	DOM	HEAVY GRAIN	HEAVY GRASS
	+5.9	+4.8	-7.4	+2.1	+38	+73	+93	+83	+12	+1.8	-8.5	+50	+3.6	+0.3	+0.9	-0.2	+1.7	\$119	\$111	\$123	\$114
ACC	59%	52%	86%	78%	73%	73%	76%	78%	67%	61%	51%	66%	64%	69%	68%	64%	64%				
EXPECTED AVERAGE PROGENY VALUE																					
EBV	2.9	3.5	-6.2	2.2	44	80	101	83	15	0.9	-	58	6	-0.1	-0.4	0.6	1.4	\$118	\$114	\$119	\$116

LOT 240  **WELCOME SWALLOW G53(APR)(AI)** AMFU, NHFU, CAFU, DD5%

IDENTIFIER: CMAF53
BIRTH DATE: 22/08/2011
REGISTER: APR

Sire: **TE MANIA BERKLEY B1(AI) VTMB1**
S A F FOCUS OF E R USA6163
TE MANIA YORKSHIRE Y437(AI) VTM437
TE MANIA LOWAN U275(AI)(ET) VTMU275

Dam: **WELCOME SWALLOW BOOMTIME C175(APR)(AI) CMAC175**
LEACHMAN RIGHT TIME USA2700
LEACHMAN BOOM TIME USA13361440
LEACHMAN BURGESS 5004 USA12335791

Notes: Estimated Joining Sire SYDGEN BLACK PEARL 2006

ANGUS GROUP BREEDPLAN EBVs JUNE 2015																	\$INDEX VALUES				
EBV	CE-Dir	CE-Dtr	GL	BW	200	400	600	MCWT	Milk	SS	DTC	CWT	EMA	Rib	Rump	RBY%	IMF%	ANGUS BREEDING	DOM	HEAVY GRAIN	HEAVY GRASS
	+1.1	+1.6	-5.8	+4.4	+50	+86	+107	+113	+13	+2.3	-8.9	+66	+3.8	+0.3	+1.4	-0.9	+2.7	\$126	\$114	\$140	\$117
ACC	60%	55%	86%	78%	73%	73%	76%	78%	67%	62%	54%	66%	64%	69%	68%	64%	64%				
EXPECTED AVERAGE PROGENY VALUE																					
EBV	0.5	1.9	-5.4	3.4	50	86	108	98	16	1.1	-	65	6	0	-0.1	0.3	2	\$122	\$115	\$128	\$117


LOT 241  **WELCOME SWALLOW G67(AI)** AMFU, NHFU, CAFU, DD8% IDENTIFIER: CMAG67
BIRTH DATE: 23/08/2011
REGISTER: HBR

S A F FOCUS OF E R USA6163
TE MANIA YORKSHIRE Y437(AI) VTMU437
TE MANIA LOWAN U275(AI)(ET) VTMU275
Sire: TE MANIA BERKLEY B1(AI) VTMB1
KENNY'S CREEK SANDY S15(AI) NDIS15
TE MANIA LOWAN Z53(AI)(ET) VTMZ53
TE MANIA LOWAN V129(ACR)(AI)(ET) VTMV129

BOOROOMOOKA THEO T030(AI) NGMT30
WELCOME SWALLOW THEO Y56(AI) CMAY56
WELCOME SWALLOW W34(AI) CMAW34
Dam: WELCOME SWALLOW THEO BARWON X142 B42 CMAB42
B/R NEW DESIGN 036 USA036
TE MANIA BARWON X142(AI)(ET) VTMX142
TE MANIA BARWON P87(AI)(ET) VTMP87

Notes: Estimated Joining Sire SYDGEN BLACK PEARL 2006

ANGUS GROUP BREEDPLAN EBVs JUNE 2015																	\$INDEX VALUES			
CE-Dir	CE-Dtr	GL	BW	200	400	600	MCWT	Milk	SS	DTC	CWT	EMA	Rib	Rump	RBV%	IMF%	ANGUS BREEDING	DOM	HEAVY GRAIN	HEAVY GRASS
+2.1	+2.7	-4.4	+5.2	+44	+77	+106	+122	+8	+1.6	-6.9	+60	+7.0	-0.5	-0.4	+0.6	+2.1	\$126	\$111	\$140	\$118
ACC	59%	54%	86%	78%	74%	77%	79%	68%	61%	53%	67%	65%	71%	69%	66%	65%				
EXPECTED AVERAGE PROGENY VALUE																				
EBV	1	2.4	-4.7	3.8	47	82	108	103	14	0.8	-	62	7.6	-0.5	-1	1.7	\$122	\$114	\$128	\$118


LOT 242  **WELCOME SWALLOW G86(AI)** AMFU, NHFU, CA4%, DDFU IDENTIFIER: CMAG86
BIRTH DATE: 25/08/2011
REGISTER: HBR

S A F FOCUS OF E R USA6163
TE MANIA YORKSHIRE Y437(AI) VTMU437
TE MANIA LOWAN U275(AI)(ET) VTMU275
Sire: TE MANIA BERKLEY B1(AI) VTMB1
KENNY'S CREEK SANDY S15(AI) NDIS15
TE MANIA LOWAN Z53(AI)(ET) VTMZ53
TE MANIA LOWAN V129(ACR)(AI)(ET) VTMV129

S A F 598 BANDO 5175 USA5175
BOYD ON TARGET 1083 USA13828202
BOYD FOREVER LADY 7095 USA12799321
Dam: WELCOME SWALLOW B181(AI) CMAB181
STEVENSON ROYCE 741C USA741C
ST PAULS WILCOOLA V171(AI)(ET) NSTV17
ST PAULS WILCOOLA T5(AI)(ET) NSTT5

Notes: Estimated Joining Sire SYDGEN BLACK PEARL 2006

ANGUS GROUP BREEDPLAN EBVs JUNE 2015																	\$INDEX VALUES			
CE-Dir	CE-Dtr	GL	BW	200	400	600	MCWT	Milk	SS	DTC	CWT	EMA	Rib	Rump	RBV%	IMF%	ANGUS BREEDING	DOM	HEAVY GRAIN	HEAVY GRASS
+3.4	+3.9	-5.0	+2.7	+44	+75	+82	+98	+11	+1.7	-11.2	+55	+3.8	+1.4	+2.6	-0.8	+1.7	\$111	\$111	\$112	\$106
ACC	59%	54%	85%	77%	73%	76%	78%	68%	64%	53%	66%	65%	70%	68%	65%	64%				
EXPECTED AVERAGE PROGENY VALUE																				
EBV	1.7	3	-5	2.5	47	81	96	91	15	0.8	-	60	6.6	0.5	0.5	1.4	\$115	\$114	\$115	\$113

LOT 243  **WELCOME SWALLOW G140(APR)(AI)** AMFU, NH6%, CA1%, DD13% IDENTIFIER: CMAG140
BIRTH DATE: 13/09/2011
REGISTER: APR

S A F FOCUS OF E R USA6163
TE MANIA YORKSHIRE Y437(AI) VTMU437
TE MANIA LOWAN U275(AI)(ET) VTMU275
Sire: TE MANIA BERKLEY B1(AI) VTMB1
KENNY'S CREEK SANDY S15(AI) NDIS15
TE MANIA LOWAN Z53(AI)(ET) VTMZ53
TE MANIA LOWAN V129(ACR)(AI)(ET) VTMV129

TE MANIA KNIGHT K206+90(AI)(ET) VTMK206+90
KENNY'S CREEK SANDY S15(AI) NDIS15
KENNY'S CREEK FEDERATION Q140 NDIQ140
Dam: WELCOME SWALLOW Z81(APR)(AI) CMAZ81
MERRIC RIVERS NEW DESIGN T149(AI) NDT149
WELCOME SWALLOW W57(AI) CMAW57
WELCOME SWALLOW U19(AI) CMAU19

Notes: Estimated Joining Sire SYDGEN BLACK PEARL 2006

ANGUS GROUP BREEDPLAN EBVs JUNE 2015																	\$INDEX VALUES			
CE-Dir	CE-Dtr	GL	BW	200	400	600	MCWT	Milk	SS	DTC	CWT	EMA	Rib	Rump	RBV%	IMF%	ANGUS BREEDING	DOM	HEAVY GRAIN	HEAVY GRASS
+3.8	+3.1	-5.2	+3.6	+35	+66	+91	+91	+13	+1.7	-8.1	+49	+2.6	+0.3	+0.9	-0.4	+2.1	\$113	\$101	\$123	\$107
ACC	61%	56%	87%	79%	75%	78%	79%	69%	63%	56%	68%	66%	72%	70%	67%	67%				
EXPECTED AVERAGE PROGENY VALUE																				
EBV	1.9	2.6	-5.1	3	43	76	100	87	16	0.8	-	57	5.3	-0.1	-0.4	0.5	\$115	\$108	\$119	\$112


LOT 244  **WELCOME SWALLOW BERKLEY D162 H4(APR)(AI)(ET)** AMFU, NHFU, CAFU, DDFU IDENTIFIER: CMAH4
BIRTH DATE: 24/04/2012
REGISTER: APR

S A F FOCUS OF E R USA6163
TE MANIA YORKSHIRE Y437(AI) VTMU437
TE MANIA LOWAN U275(AI)(ET) VTMU275
Sire: TE MANIA BERKLEY B1(AI) VTMB1
KENNY'S CREEK SANDY S15(AI) NDIS15
TE MANIA LOWAN Z53(AI)(ET) VTMZ53
TE MANIA LOWAN V129(ACR)(AI)(ET) VTMV129

PAPA FORTE 1921 USA1921
WOODHILL FORESIGHT USA13936986
BON VIEW GAMMER 85 USA12346837
Dam: WELCOME SWALLOW NEW FORESIGHT D162(APR)(AI)(ET) CMAD162
HAZELDEAN RENAISSANCE R13(AI) NHZR13
WELCOME SWALLOW Z62(APR)(AI) CMAZ62
WELCOME SWALLOW X13(APR)(AI) CMAX13

Notes: Estimated Joining Sire SYDGEN BLACK PEARL 2006

ANGUS GROUP BREEDPLAN EBVs JUNE 2015																	\$INDEX VALUES			
CE-Dir	CE-Dtr	GL	BW	200	400	600	MCWT	Milk	SS	DTC	CWT	EMA	Rib	Rump	RBV%	IMF%	ANGUS BREEDING	DOM	HEAVY GRAIN	HEAVY GRASS
+3.4	+3.8	-6.4	+3.5	+47	+88	+110	+111	+18	+2.7	-8.0	+67	+5.3	0.0	+0.8	-0.5	+2.6	\$132	\$119	\$147	\$123
ACC	58%	52%	63%	68%	70%	72%	73%	68%	61%	63%	65%	59%	61%	61%	59%	59%				
EXPECTED AVERAGE PROGENY VALUE																				
EBV	1.7	3	-5.8	2.9	49	87	110	97	19	1.3	-	66	6.8	-0.3	-0.5	1.9	\$126	\$118	\$132	\$121


LOT 245  **WELCOME SWALLOW BERKLEY H244(APR)(AI)** AMFU, NHFU, CAFU, DDFU IDENTIFIER: CMAH244
BIRTH DATE: 16/08/2012
REGISTER: APR

S A F FOCUS OF E R USA6163
TE MANIA YORKSHIRE Y437(AI) VTMU437
TE MANIA LOWAN U275(AI)(ET) VTMU275
Sire: TE MANIA BERKLEY B1(AI) VTMB1
KENNY'S CREEK SANDY S15(AI) NDIS15
TE MANIA LOWAN Z53(AI)(ET) VTMZ53
TE MANIA LOWAN V129(ACR)(AI)(ET) VTMV129

C R A BEXTOR 872 5205 608 USA13009379
TC ABERDEEN 759 USA15840414
TC BLACKBIRD 4034 USA14844785
Dam: WELCOME SWALLOW ABERDEEN F236(APR)(AI) CMAF236
WOODHILL FORESIGHT USA13936986
WELCOME SWALLOW NEW FORESIGHT D161(APR)(AI)(ET) CMAD161
WELCOME SWALLOW Z62(APR)(AI) CMAZ62

Notes: Estimated Joining Sire SYDGEN BLACK PEARL 2006

ANGUS GROUP BREEDPLAN EBVs JUNE 2015																	\$INDEX VALUES			
CE-Dir	CE-Dtr	GL	BW	200	400	600	MCWT	Milk	SS	DTC	CWT	EMA	Rib	Rump	RBV%	IMF%	ANGUS BREEDING	DOM	HEAVY GRAIN	HEAVY GRASS
+4.8	+4.7	-4.1	+1.7	+46	+84	+107	+100	+20	+2.2	-6.3	+62	+6.8	-0.5	-0.1	+0.1	+2.8	\$131	\$120	\$146	\$123
ACC	58%	52%	86%	76%	71%	74%	76%	62%	59%	50%	65%	62%	67%	66%	63%	62%				
EXPECTED AVERAGE PROGENY VALUE																				
EBV	2.4	3.4	-4.6	2	48	85	108	91	20	1.1	-	63	7.5	-0.5	-0.9	0.8	\$124	\$118	\$130	\$120


LOT 246  **WELCOME SWALLOW A241 H290(AI)** AMFU, NHFU, CAFU, DDFU IDENTIFIER: CMAH290
BIRTH DATE: 21/08/2012
REGISTER: HBR

PAPA POWER 096 USA096
PAPA EQUATOR 2928 USA2928
PAPA ENVOIOUS BLACKBIRD 8849 USA8849
Sire: ARDROSSAN EQUATOR A241(AI)(ET) NAQA241
B/R NEW DIMENSION 7127 USA7127
ARDROSSAN PRINCESS W38(AI)(ET) NAQW38
ARDROSSAN PRINCESS U24(AI)(ET) NAQU24

HYLINE RIGHT TIME 338(ET) USA13058662
K C F BENNETT PERFORMER USA14885809
K C F MISS 589 L182 USA13852823
Dam: WELCOME SWALLOW DIVA E215(AI) CMAE215
G A R EXPECTATION 4915 USA12548568
ICM HOPE Z72(AI) BICZ72
ICM HOPE W5(AI) BICW5

Notes: Estimated Joining Sire SYDGEN BLACK PEARL 2006

ANGUS GROUP BREEDPLAN EBVs JUNE 2015																	\$INDEX VALUES			
CE-Dir	CE-Dtr	GL	BW	200	400	600	MCWT	Milk	SS	DTC	CWT	EMA	Rib	Rump	RBV%	IMF%	ANGUS BREEDING	DOM	HEAVY GRAIN	HEAVY GRASS
+1.6	+0.5	-4.9	+3.0	+42	+78	+97	+73	+19	+2.2	-4.6	+67	+3.0	+0.5	+0.8	-0.5	+2.3	\$105	\$105	\$108	\$104
ACC	59%	54%	86%	77%	72%	75%	77%	64%	60%	51%	65%	63%	68%	67%	64%	63%				
EXPECTED AVERAGE PROGENY VALUE																				
EBV	0.8	1.3	-5	2.7	46	82	104	78	19	1.1	-	64	6.1	0.1	-0.4	0.6	\$113	\$111	\$114	\$112

LOT 247  **WELCOME SWALLOW H301(APR)(AI)** AMFU, NHFU, CAFU, DDFU IDENTIFIER: CMAH301
BIRTH DATE: 22/08/2012
REGISTER: APR

B A R EXT TRAVELER 205 USA5205
C R A BEXTOR 872 5205 608 USA13009379
CRA LADY JAYE 608 498 S EASY USA12559297
Sire: TC ABERDEEN 759 USA15840414
BON VIEW NEW DESIGN 208 USA208
TC BLACKBIRD 4034 USA14844785
TC BLACKBIRD 1013 USA13976427

C A FUTURE DIRECTION 5321 USA5321
STEVENSON CE DELUXE 1914 USA14659834
FSHK PRIDE 180 USA13868600
Dam: WELCOME SWALLOW LUXE BOOM E131(APR)(AI) CMAE131
LEACHMAN BOOM TIME USA13361440
WELCOME SWALLOW BOOMTIME C139(APR)(AI) CMAC139
WELCOME SWALLOW X28(APR)(AI) CMAX28

Notes: Estimated Joining Sire SYDGEN BLACK PEARL 2006

ANGUS GROUP BREEDPLAN EBVs JUNE 2015																	\$INDEX VALUES			
CE-Dir	CE-Dtr	GL	BW	200	400	600	MCWT	Milk	SS	DTC	CWT	EMA	Rib	Rump	RBV%	IMF%	ANGUS BREEDING	DOM	HEAVY GRAIN	HEAVY GRASS
+2.0	+2.6	-4.9	+2.2	+43	+77	+96	+60	+24	+1.0	-2.7	+55	+7.2	+0.3	+0.2	+0.4	+2.1	\$107	\$110	\$105	\$109
ACC	55%	46%	86%	76%	71%	72%	75%	77%	63%	59%	40%	63%	61%	67%	65%	61%	60%			
EXPECTED AVERAGE PROGENY VALUE																				
EBV	1	2.3	-5	2.3	47	82	103	72	22	0.5	-	60	7.7	-0.1	-0.7	1	\$113	\$113	\$110	\$114

LOT 248  **WELCOME SWALLOW UPSTART H310(AI)** AMFU, NHFU, CAFU, DDFU IDENTIFIER: CMAH310
BIRTH DATE: 23/08/2012
REGISTER: HBR

CONNELLY ONWARD USA14216491
SITZ UPWARD 307R USA14963730
SITZ HENRIETTA PRIDE 81M USA14087650
Sire: EXAR UPSTH 0562B USA16541214
ISU IMAGING Q 9111(ET) USA13567604
EXAR BARBARA T020 USA15932534
LCC MC HENRY BARBAR MG382 USA14218437

S A V 8180 TRAVELER 004 USA13512009
S A V NET WORTH 4200 USA14739204
S A V MAY 2410 USA14140883
Dam: WELCOME SWALLOW MIRREN C186(AI)(ET) CMAC186
B/R NEW DESIGN 036 USA036
TE MANIA MOONGARA X8(AI)(ET) VTMX8
TE MANIA MOONGARA R225 VTMR225

Notes: Estimated Joining Sire SYDGEN BLACK PEARL 2006

ANGUS GROUP BREEDPLAN EBVs JUNE 2015																	\$INDEX VALUES			
CE-Dir	CE-Dtr	GL	BW	200	400	600	MCWT	Milk	SS	DTC	CWT	EMA	Rib	Rump	RBV%	IMF%	ANGUS BREEDING	DOM	HEAVY GRAIN	HEAVY GRASS
+3.5	+1.3	-4.7	+1.9	+39	+70	+84	+68	+18	+1.0	-6.8	+51	+5.9	+0.8	0.0	+1.1	+0.8	\$101	\$106	\$93	\$103
ACC	56%	46%	85%	77%	72%	75%	77%	61%	62%	37%	63%	60%	66%	63%	59%	59%				
EXPECTED AVERAGE PROGENY VALUE																				
EBV	1.7	1.7	-4.8	2.1	45	78	97	76	19	0.5	-	58	7.1	0.2	-0.8	1.3	\$110	\$111	\$105	\$111

LOT 249 WELCOME SWALLOW REPLAY C240 H705(AI)(ET) AMFU, NHFU, CAFU, DDFU

IDENTIFIER: CMAH705 BIRTH DATE: 02/09/2012 REGISTER: HBR

BON VIEW NEW DESIGN 1407 USA1407 WK VEGAS USA15134963 WK BLACKCAP 3138 USA14573441 Sire: WK REPLAY USA16154968 K F PRECISION 361 USA13955434 S A F PENELOPE P020 USA14871940 S A F PENELOPE 0013 USA13833542 S A V 8180 TRAVELER 004 USA13512009 S A V NET WORTH 4200 USA14739204 S A V MAY 2410 USA14140883 Dam: WELCOME SWALLOW MIRREN C240(RAR)(AI)(ET) CMAC240 C A FUTURE DIRECTION 5321 USA5321 TE MANIA MITTAGONG X153(AI)(ET) VTMX153 TE MANIA MITTAGONG R383(AI)(ET) VTMR383 Notes: Estimated Joining Sire SYDGEN BLACK PEARL 2006

Table with columns for ANGUS GROUP BREEDPLAN EBVs JUNE 2015 and \$INDEX VALUES. Rows include EBV, ACC, and EXPECTED AVERAGE PROGENY VALUE.

LOT 250 WELCOME SWALLOW DESTINY C146 H719(APR)(AI)(ET) AM50%, NHFU, CAFU, DD50%

IDENTIFIER: CMAH719 BIRTH DATE: 03/09/2012 REGISTER: APR

B/R NEW DESIGN 036 USA036 G A R PREDESTINED USA13395344 G A R EXT 4206 USA12716727 Sire: RENNYLEA C511(APR)(AI)(ET) NORCS11 B/R NEW DIMENSION 7127 USA7127 RENNYLEA W449(APR)(AI) NORW449 RENNYLEA T329(APR)(AI) NORT329 S A F 598 BANDO 5175 USA5175 LT 598 BANDO 9074 USA9074 MILL COULEE BARBARA K323 USAK323 Dam: WELCOME SWALLOW BANDO C146(AI) CMAC146 C A FUTURE DIRECTION 5321 USA5321 WELCOME SWALLOW FUTURE A098(AI) CMAA098 TE MANIA LOWAN X203 VTMX203 Notes: Estimated Joining Sire SYDGEN BLACK PEARL 2006

Table with columns for ANGUS GROUP BREEDPLAN EBVs JUNE 2015 and \$INDEX VALUES. Rows include EBV, ACC, and EXPECTED AVERAGE PROGENY VALUE.

LOT 251 WELCOME SWALLOW BERKLEY J14(AI)(ET) AMFU, NHFU, CAFU, DDFU

IDENTIFIER: CMAJ14 BIRTH DATE: 25/04/2013 REGISTER: HBR

S A F FOCUS OF E R USA6163 TE MANIA YORKSHIRE Y437(AI) VTM437 TE MANIA LOWAN U275(AI)(ET) VTMU275 Sire: TE MANIA BERKLEY B1(AI) VTM B1 KENNY'S CREEK SANDY S15(AI) NDIS15 TE MANIA LOWAN Z53(AI)(ET) VTMZ53 TE MANIA LOWAN V129(ACR)(AI)(ET) VTMV129 LEACHMAN RIGHT TIME USA2700 LEACHMAN BOOM TIME USA13361440 LEACHMAN BURGESS 5004 USA12335791 Dam: WELCOME SWALLOW BOOMTIME D12 CMAD12(AI) CMAD12 J L B EXACTO 416 USA12223258 TE MANIA LOWAN X53(AI)(ET) VTMX53 TE MANIA LOWAN R426(AI)(ET) VTMR426 Notes: Estimated Joining Sire SYDGEN BLACK PEARL 2006

Table with columns for ANGUS GROUP BREEDPLAN EBVs JUNE 2015 and \$INDEX VALUES. Rows include EBV, ACC, and EXPECTED AVERAGE PROGENY VALUE.

LOT 252 WELCOME SWALLOW BERKLEY J15(APR)(AI)(ET) AMFU, NHFU, CAFU, DDFU

IDENTIFIER: CMAJ15 BIRTH DATE: 26/04/2013 REGISTER: APR

S A F FOCUS OF E R USA6163 TE MANIA YORKSHIRE Y437(AI) VTM437 TE MANIA LOWAN U275(AI)(ET) VTMU275 Sire: TE MANIA BERKLEY B1(AI) VTM B1 KENNY'S CREEK SANDY S15(AI) NDIS15 TE MANIA LOWAN Z53(AI)(ET) VTMZ53 TE MANIA LOWAN V129(ACR)(AI)(ET) VTMV129 PAPA FORTE 1921 USA1921 WOODHILL FORESIGHT USA13936986 BON VIEW GAMMER 85 USA12346837 Dam: WELCOME SWALLOW X13 FORESIGHT D121(APR)(AI)(ET) CMAD121 HAZELDEAN RENAISSANCE R13(AI) NHZR13 WELCOME SWALLOW Z62(APR)(AI) CMAZ62 WELCOME SWALLOW X13(APR)(AI) CMAX13 Notes: Estimated Joining Sire SYDGEN BLACK PEARL 2006

Table with columns for ANGUS GROUP BREEDPLAN EBVs JUNE 2015 and \$INDEX VALUES. Rows include EBV, ACC, and EXPECTED AVERAGE PROGENY VALUE.

LOT 253 WELCOME SWALLOW A241 J17(AI) AMFU, NHFU, CAFU, DDFU

IDENTIFIER: CMAJ17 BIRTH DATE: 26/04/2013 REGISTER: HBR

PAPA POWER 096 USA096 PAPA EQUATOR 2928 USA2928 PAPA ENVIOUS BLACKBIRD 8849 USA8849 Sire: ARDROSSAN EQUATOR A241(AI)(ET) NAQA241 B/R NEW DIMENSION 7127 USA7127 ARDROSSAN PRINCESS W38(AI)(ET) NAQW38 ARDROSSAN PRINCESS U24(AI)(ET) NAQU24 LEACHMAN RIGHT TIME USA2700 LEACHMAN BOOM TIME USA13361440 LEACHMAN BURGESS 5004 USA12335791 Dam: WELCOME SWALLOW BOOMTIME D12 CMAD12(AI) CMAD12 J L B EXACTO 416 USA12223258 TE MANIA LOWAN X53(AI)(ET) VTMX53 TE MANIA LOWAN R426(AI)(ET) VTMR426 Notes: Estimated Joining Sire SYDGEN BLACK PEARL 2006

Table with columns for ANGUS GROUP BREEDPLAN EBVs JUNE 2015 and \$INDEX VALUES. Rows include EBV, ACC, and EXPECTED AVERAGE PROGENY VALUE.

LOT 254 WELCOME SWALLOW A241 J20(AI) AMFU, NHFU, CAFU, DDFU

IDENTIFIER: CMAJ20 BIRTH DATE: 28/04/2013 REGISTER: HBR

PAPA POWER 096 USA096 PAPA EQUATOR 2928 USA2928 PAPA ENVIOUS BLACKBIRD 8849 USA8849 Sire: ARDROSSAN EQUATOR A241(AI)(ET) NAQA241 B/R NEW DIMENSION 7127 USA7127 ARDROSSAN PRINCESS W38(AI)(ET) NAQW38 ARDROSSAN PRINCESS U24(AI)(ET) NAQU24 BOYD NEW DAY 8005 USA13050780 MOHNEN DAY AHEAD 144 USA14848339 MOHNEN JILT 910 USA13620692 Dam: WELCOME SWALLOW DAY AHEAD D46(AI) CMAD46 KMK ALLIANCE 6595 I87 USA13346328 WELCOME SWALLOW ALLIANCE LOWAN B40(AI)(ET) CMA B40 TE MANIA LOWAN X41(AI)(ET) VTMX41 Notes: Estimated Joining Sire SYDGEN BLACK PEARL 2006

Table with columns for ANGUS GROUP BREEDPLAN EBVs JUNE 2015 and \$INDEX VALUES. Rows include EBV, ACC, and EXPECTED AVERAGE PROGENY VALUE.

LOT 255 WELCOME SWALLOW J32(APR)(AI)(ET) AMFU, NHFU, CAFU, DDFU

IDENTIFIER: CMAJ32 BIRTH DATE: 03/05/2013 REGISTER: APR

S A F FOCUS OF E R USA6163 TE MANIA YORKSHIRE Y437(AI) VTM437 TE MANIA LOWAN U275(AI)(ET) VTMU275 Sire: TE MANIA BERKLEY B1(AI) VTM B1 KENNY'S CREEK SANDY S15(AI) NDIS15 TE MANIA LOWAN Z53(AI)(ET) VTMZ53 TE MANIA LOWAN V129(ACR)(AI)(ET) VTMV129 PAPA FORTE 1921 USA1921 WOODHILL FORESIGHT USA13936986 BON VIEW GAMMER 85 USA12346837 Dam: WELCOME SWALLOW X13 FORESIGHT D121(APR)(AI)(ET) CMAD121 HAZELDEAN RENAISSANCE R13(AI) NHZR13 WELCOME SWALLOW Z62(APR)(AI) CMAZ62 WELCOME SWALLOW X13(APR)(AI) CMAX13 Notes: Estimated Joining Sire SYDGEN BLACK PEARL 2006

Table with columns for ANGUS GROUP BREEDPLAN EBVs JUNE 2015 and \$INDEX VALUES. Rows include EBV, ACC, and EXPECTED AVERAGE PROGENY VALUE.

LOT 256 WELCOME SWALLOW BERKLEY J33(APR)(AI)(ET) AMFU, NHFU, CAFU, DDFU

IDENTIFIER: CMAJ33 BIRTH DATE: 03/05/2013 REGISTER: APR

S A F FOCUS OF E R USA6163 TE MANIA YORKSHIRE Y437(AI) VTM437 TE MANIA LOWAN U275(AI)(ET) VTMU275 Sire: TE MANIA BERKLEY B1(AI) VTM B1 KENNY'S CREEK SANDY S15(AI) NDIS15 TE MANIA LOWAN Z53(AI)(ET) VTMZ53 TE MANIA LOWAN V129(ACR)(AI)(ET) VTMV129 PAPA FORTE 1921 USA1921 WOODHILL FORESIGHT USA13936986 BON VIEW GAMMER 85 USA12346837 Dam: WELCOME SWALLOW X13 FORESIGHT D121(APR)(AI)(ET) CMAD121 HAZELDEAN RENAISSANCE R13(AI) NHZR13 WELCOME SWALLOW Z62(APR)(AI) CMAZ62 WELCOME SWALLOW X13(APR)(AI) CMAX13 Notes: Estimated Joining Sire SYDGEN BLACK PEARL 2006

Table with columns for ANGUS GROUP BREEDPLAN EBVs JUNE 2015 and \$INDEX VALUES. Rows include EBV, ACC, and EXPECTED AVERAGE PROGENY VALUE.

LOT 257 **WELCOME SWALLOW MARATHON J165(APR)(AI)** AMFU, NHFU, CAFU, DDFU

IDENTIFIER: CMAJ165
BIRTH DATE: 14/08/2013
REGISTER: APR

C F RIGHT DESIGN 1802 USA14116881
SUMMITCREST COMPLETE 1P55 USA14850409
SUMMITCREST ELBA 1M17 USA14226637
Sire: KM BROKEN BOW 002 USA16764044
BASIN AMBUSH 8161 USA13866016
SUMMITCREST PRINCESS 0P12 USA14786779
SUMMITCREST PRINCESS 2J10 USA13387684

TE MANIA YORKSHIRE Y437(AI) VTM437
TE MANIA BERKLEY B1(AI) VTM81
TE MANIA LOWAN Z53(AI)(ET) VTMZ53
WOODHILL FORESIGHT USA13936986
WELCOME SWALLOW NEW FORESIGHT D162(APR)(AI)(ET) CMAD162
WELCOME SWALLOW Z62(APR)(AI) CMAZ62

Notes: Estimated Joining Sire SYDGEN BLACK PEARL 2006 Al'ed 12/12/2014 = Estimated calving date 20/09/2015. Also Al'ed CARABAR DOCKLANDS 31/10/2014

ANGUS GROUP BREEDPLAN EBVs JUNE 2015																	\$INDEX VALUES			
CE-Dir	CE-Dtr	GL	BW	200	400	600	MCWT	Milk	SS	DTC	CWT	EMA	Rib	Rump	RBV%	IMF%	ANGUS BREEDING	DOM	HEAVY GRAIN	HEAVY GRASS
+2.8	+3.9	-6.6	+1.8	+46	+82	+103	+98	+19	+2.1	-6.8	+62	+4.6	+0.4	+0.5	-0.5	+2.2	\$117	\$111	\$123	\$113
ACC	50%	35%	84%	74%	70%	69%	73%	66%	49%	58%	35%	58%	59%	65%	62%	58%				
EXPECTED AVERAGE PROGENY VALUE																				
EBV	1.4	3	-5.8	2	48	84	106	90	19	1.1	-	64	6.5	0	-0.6	0.5	\$118	\$114	\$120	\$116

LOT 258 **WELCOME SWALLOW MARATHON J191(APR)(AI)** AMFU, NHFU, CAFU, DDFU

IDENTIFIER: CMAJ191
BIRTH DATE: 16/08/2013
REGISTER: APR

C F RIGHT DESIGN 1802 USA14116881
SUMMITCREST COMPLETE 1P55 USA14850409
SUMMITCREST ELBA 1M17 USA14226637
Sire: KM BROKEN BOW 002 USA16764044
BASIN AMBUSH 8161 USA13866016
SUMMITCREST PRINCESS 0P12 USA14786779
SUMMITCREST PRINCESS 2J10 USA13387684

TE MANIA YORKSHIRE Y437(AI) VTM437
TE MANIA BERKLEY B1(AI) VTM81
TE MANIA LOWAN Z53(AI)(ET) VTMZ53
WOODHILL FORESIGHT USA13936986
WELCOME SWALLOW FORESIGHT D169(AI) CMAD169
ICM ZAVIERA Z135(APR) BICZ135

Notes: Estimated Joining Sire SYDGEN BLACK PEARL 2006 Al'ed 12/12/2014 = Estimated calving date 20/09/2015. Also Al'ed CARABAR DOCKLANDS 31/10/2014

ANGUS GROUP BREEDPLAN EBVs JUNE 2015																	\$INDEX VALUES			
CE-Dir	CE-Dtr	GL	BW	200	400	600	MCWT	Milk	SS	DTC	CWT	EMA	Rib	Rump	RBV%	IMF%	ANGUS BREEDING	DOM	HEAVY GRAIN	HEAVY GRASS
+3.5	+4.0	-4.5	+1.5	+44	+87	+108	+105	+18	+2.4	-	+65	+4.6	-0.7	-0.8	+0.4	+1.7	\$122	\$117	\$128	\$117
ACC	49%	34%	84%	73%	68%	69%	67%	61%	48%	57%	-	57%	58%	64%	61%	57%				
EXPECTED AVERAGE PROGENY VALUE																				
EBV	1.7	3.1	-4.7	2	47	87	109	94	19	1.1	-	65	6.5	-0.6	-1.2	1	\$120	\$117	\$123	\$118

LOT 259 **WELCOME SWALLOW REALITY J200(APR)(AI)** AMFU, NHFU, CAFU, DDFU

IDENTIFIER: CMAJ200
BIRTH DATE: 17/08/2013
REGISTER: APR

SCHURR 77 1346 EXCEL USA13168820
SCHURRTOP REALITY X723 USA14543651
SCHURRTOP 8019 V141 USA13178207
Sire: MATAURI REALITY 839 NZE14647008839
TE MANIA ULONG U41(AI)(ET) VTMU41
MATAURI 06663 NZE14647106663
MATAURI 04456 AB NZE14647104456

HYLINE RIGHT TIME 338(ET) USA13058662
K C F BENNETT PERFORMER USA14885809
K C F MISS 589 1182 USA13852823
Dam: WELCOME SWALLOW PERFORMER F211(APR)(AI) CMAF211
ARDROSSAN CONNECTION X15(AI)(ET) NAQX15
WELCOME SWALLOW CONNECTION C222(APR)(AI) CMAC222
ICM USHER Y46(APR)(AI) BICY46

Notes: Estimated Joining Sire SYDGEN BLACK PEARL 2006

ANGUS GROUP BREEDPLAN EBVs JUNE 2015																	\$INDEX VALUES			
CE-Dir	CE-Dtr	GL	BW	200	400	600	MCWT	Milk	SS	DTC	CWT	EMA	Rib	Rump	RBV%	IMF%	ANGUS BREEDING	DOM	HEAVY GRAIN	HEAVY GRASS
+4.8	+2.9	-9.2	+1.8	+45	+84	+106	+77	+23	+3.0	-3.3	+61	+6.3	+2.7	+2.8	-0.5	+1.7	\$112	\$111	\$105	\$116
ACC	52%	38%	84%	75%	70%	69%	73%	68%	52%	59%	37%	59%	60%	65%	63%	58%				
EXPECTED AVERAGE PROGENY VALUE																				
EBV	2.4	2.5	-7.1	2	48	85	108	80	21	1.5	-	62	7.4	1.1	0.6	0.5	\$117	\$114	\$113	\$118

LOT 260 **WELCOME SWALLOW A J212(APR)(AI)** AMFU, NHFU, CAFU, DDFU

IDENTIFIER: CMAJ212
BIRTH DATE: 19/08/2013
REGISTER: APR

S A F FOCUS OF E R USA6163
MYTTY IN FOCUS USA13880818
MYTTY COUNTESS 906 USA13457755
Sire: A A R TEN X 7008 S A(ET) USA15719841
S A V ADAPTOR 2213 USA14114073
A A R LADY KELTON 5551 USA15151449
H S A F LADY KELTON 504B USA13499922

TE MANIA UNLIMITED U3271(AI)(ET) VTMU3271
TE MANIA INFINITY 04 379 AB NZE04379
TE MANIA 95102 NZE95102
LEACHMAN BOOM TIME USA13361440
WELCOME SWALLOW BOOMTIME D172(AI) CMAD172
ICM UNSURPASSED Y42(AI) BICY42

Notes: Estimated Joining Sire SYDGEN BLACK PEARL 2006

ANGUS GROUP BREEDPLAN EBVs JUNE 2015																	\$INDEX VALUES			
CE-Dir	CE-Dtr	GL	BW	200	400	600	MCWT	Milk	SS	DTC	CWT	EMA	Rib	Rump	RBV%	IMF%	ANGUS BREEDING	DOM	HEAVY GRAIN	HEAVY GRASS
+5.1	+2.4	-6.6	+0.6	+42	+81	+98	+77	+17	+2.1	-4.6	+62	+4.1	-0.8	-1.4	+0.1	+2.1	\$109	\$111	\$113	\$107
ACC	49%	40%	85%	74%	69%	68%	73%	67%	51%	57%	40%	59%	65%	62%	58%	58%				
EXPECTED AVERAGE PROGENY VALUE																				
EBV	2.6	2.3	-5.9	1.5	46	84	104	81	18	1	-	63	6.3	-0.6	-1.5	0.9	\$114	\$114	\$115	\$113

LOT 261 **WELCOME SWALLOW TEN X J272(AI)** AMFU, NHFU, CAFU, DDFU

IDENTIFIER: CMAJ272
BIRTH DATE: 26/08/2013
REGISTER: HBR

S A F FOCUS OF E R USA6163
MYTTY IN FOCUS USA13880818
MYTTY COUNTESS 906 USA13457755
Sire: A A R TEN X 7008 S A(ET) USA15719841
S A V ADAPTOR 2213 USA14114073
A A R LADY KELTON 5551 USA15151449
H S A F LADY KELTON 504B USA13499922

TE MANIA UNLIMITED U3271(AI)(ET) VTMU3271
TE MANIA INFINITY 04 379 AB NZE04379
TE MANIA 95102 NZE95102
LEACHMAN BOOM TIME USA13361440
WELCOME SWALLOW BOOMTIME D12 CMAD12(AI) CMAD12
TE MANIA LOWAN X53(AI)(ET) VTMX53

Notes: Estimated Joining Sire SYDGEN BLACK PEARL 2006

ANGUS GROUP BREEDPLAN EBVs JUNE 2015																	\$INDEX VALUES			
CE-Dir	CE-Dtr	GL	BW	200	400	600	MCWT	Milk	SS	DTC	CWT	EMA	Rib	Rump	RBV%	IMF%	ANGUS BREEDING	DOM	HEAVY GRAIN	HEAVY GRASS
+2.5	+0.6	-4.2	+3.4	+50	+89	+116	+102	+16	+2.4	-4.3	+71	+3.7	-0.5	-1.1	-0.3	+2.2	\$115	\$109	\$122	\$112
ACC	50%	40%	85%	74%	69%	68%	73%	67%	51%	57%	40%	59%	59%	65%	62%	58%				
EXPECTED AVERAGE PROGENY VALUE																				
EBV	1.3	1.4	-4.7	2.8	50	88	113	93	18	1.1	-	67	6.2	-0.5	-1.4	0.7	\$118	\$113	\$121	\$116

LOT 262 **WELCOME SWALLOW REALITY J275(AI)** AMFU, NHFU, CA13%, DD12%

IDENTIFIER: CMAJ275
BIRTH DATE: 26/08/2013
REGISTER: HBR

SCHURR 77 1346 EXCEL USA13168820
SCHURRTOP REALITY X723 USA14543651
SCHURRTOP 8019 V141 USA13178207
Sire: MATAURI REALITY 839 NZE14647008839
TE MANIA ULONG U41(AI)(ET) VTMU41
MATAURI 06663 NZE14647106663
MATAURI 04456 AB NZE14647104456

VERMILION DATELINE 7078 USA7078
VERMILION YELLOWSTONE USAJ244
VERMILION B JESTRESS 3912 USA3912
B/R NEW DESIGN 036 USA036
TE MANIA MOONGARA X12(AI)(ET) VTMX124
TE MANIA MOONGARA R88(AI) VTMR88

Notes: Estimated Joining Sire SYDGEN BLACK PEARL 2006

ANGUS GROUP BREEDPLAN EBVs JUNE 2015																	\$INDEX VALUES			
CE-Dir	CE-Dtr	GL	BW	200	400	600	MCWT	Milk	SS	DTC	CWT	EMA	Rib	Rump	RBV%	IMF%	ANGUS BREEDING	DOM	HEAVY GRAIN	HEAVY GRASS
+4.1	+3.2	-5.0	+3.5	+41	+82	+110	+92	+19	+3.0	-4.5	+51	+2.2	+1.3	+1.5	-1.0	+2.0	\$113	\$105	\$117	\$112
ACC	52%	39%	85%	74%	70%	69%	73%	67%	54%	59%	40%	59%	60%	65%	64%	59%				
EXPECTED AVERAGE PROGENY VALUE																				
EBV	2	2.7	-5	2.9	46	84	110	88	19	1.5	-	58	5.2	0.4	-0.1	0.2	\$115	\$110	\$116	\$115

LOT 263 **WELCOME SWALLOW TEN X J301(APR)(AI)** AMFU, NHFU, CAFU, DDFU

IDENTIFIER: CMAJ301
BIRTH DATE: 30/08/2013
REGISTER: APR

S A F FOCUS OF E R USA6163
MYTTY IN FOCUS USA13880818
MYTTY COUNTESS 906 USA13457755
Sire: A A R TEN X 7008 S A(ET) USA15719841
S A V ADAPTOR 2213 USA14114073
A A R LADY KELTON 5551 USA15151449
H S A F LADY KELTON 504B USA13499922

IRONWOOD NEW DESIGN 022 701 USA12919627
IRONWOOD NEW LEVEL USA13320150
WARDENS BLACKCAP 6148 6309 USA12654951
HINGAIA 469(AI) NZE469
TE MANIA LOWAN X9(AI)(ET) VTMX9
TE MANIA LOWAN R411(AI) VTMR411

Notes: Estimated Joining Sire SYDGEN BLACK PEARL 2006

ANGUS GROUP BREEDPLAN EBVs JUNE 2015																	\$INDEX VALUES			
CE-Dir	CE-Dtr	GL	BW	200	400	600	MCWT	Milk	SS	DTC	CWT	EMA	Rib	Rump	RBV%	IMF%	ANGUS BREEDING	DOM	HEAVY GRAIN	HEAVY GRASS
+3.6	+2.0	-1.4	+3.8	+47	+85	+111	+76	+16	+2.2	-3.1	+62	+4.3	-0.9	-2.0	+1.0	+1.4	\$113	\$113	\$113	\$114
ACC	51%	40%	85%	75%	70%	69%	74%	68%	55%	60%	41%	60%	59%	65%	63%	59%				
EXPECTED AVERAGE PROGENY VALUE																				
EBV	1.9	2.1	-3.2	3.1	49	86	110	80	18	1.1	-	64	6.3	-0.7	-1.8	1.2	\$116	\$114	\$115	\$116

LOT 264 **WELCOME SWALLOW REALITY J333(APR)(AI)** AM3%, NH3%, CA8%, DD3%

IDENTIFIER: CMAJ333
BIRTH DATE: 13/09/2013
REGISTER: APR

SCHURR 77 1346 EXCEL USA13168820
SCHURRTOP REALITY X723 USA14543651
SCHURRTOP 8019 V141 USA13178207
Sire: MATAURI REALITY 839 NZE14647008839
TE MANIA ULONG U41(AI)(ET) VTMU41
MATAURI 06663 NZE14647106663
MATAURI 04456 AB NZE14647104456

TE MANIA YORKSHIRE Y437(AI) VTM437
TE MANIA BERKLEY B1(AI) VTM81
TE MANIA LOWAN Z53(AI)(ET) VTMZ53
WELCOME SWALLOW Z79(APR)(AI) CMAZ79
WELCOME SWALLOW MODEST C258(APR) CMAC258
TE MANIA MITTAGONG X128(AI)(ET) VTMX128

Notes: Estimated Joining Sire SYDGEN BLACK PEARL 2006

ANGUS GROUP BREEDPLAN EBVs JUNE 2015																	\$INDEX VALUES				
CE-Dir	CE-Dtr	GL	BW	200	400	600	MCWT	Milk	SS	DTC	CWT	EMA	Rib	Rump	RBV%	IMF%	ANGUS BREEDING	DOM	HEAVY GRAIN	HEAVY GRASS	
+5.5	+4.4	-7.4	+1.1	+37	+73	+86	+64	+17	+2.2	-6.1	+50	+3.5	+2.2	+2.4	-1.5	+2.6	\$108	\$107	\$110	\$105	
ACC	51%	38%	85%	75%	70%	69%	74%	68%	51%	59%	38%	59%	60%	65%	64%	59%					
EXPECTED AVERAGE PROGENY VALUE																					
EBV	2.7	3.3	-6.2	1.7	44	80	98	74	18	1	-	58	5.8	0.9	0.4	-0.1	1.9	\$113	\$111	\$113	\$111

LOT 265 WELCOME SWALLOW ABERDEEN J369(APR) AMFU, NH2%, CAFU, DD7% IDENTIFIER: CMAJ369 BIRTH DATE: 26/09/2013 REGISTER: APR

C R A BEXTOR 872 5205 608 USA13009379 LEACHMAN RIGHT TIME USA2700
TC ABERDEEN 759 USA15840414 LEACHMAN BOOM TIME USA13361440
TC BLACKBIRD 4034 USA14844785 LEACHMAN BURGESS 5004 USA12335791
Sire: WELCOME SWALLOW ABERDEEN F244(APR)(AI) CMAF244 Dam: WELCOME SWALLOW BOOMTIME E193(AI) CMAE193
BOYD BEEF MAKER 3069 USA3069 B/R NEW DESIGN 036 USA036
WELCOME SWALLOW BEEFMAKER D18 CMAD18(APR)(AI) CMAD18 TE MANIA BARWON X172(AI)(ET) VTMX172
WELCOME SWALLOW X5(APR)(AI) CMAX5 TE MANIA BARWON P87(AI)(ET) VTMP87

Notes: Estimated Joining Sire SYDGEN BLACK PEARL 2006

Table with columns for ANGUS GROUP BREEDPLAN EBVs JUNE 2015 and \$INDEX VALUES. Rows include EBV, ACC, and EXPECTED AVERAGE PROGENY VALUE.

LOT 266 WELCOME SWALLOW ABERDEEN J374(APR) AM17%, NH18%, CAFU, DDFU IDENTIFIER: CMAJ374 BIRTH DATE: 27/09/2013 REGISTER: APR

C R A BEXTOR 872 5205 608 USA13009379 G A R PRECISION 1680 USA1680
TC ABERDEEN 759 USA15840414 C A FUTURE DIRECTION 5321 USA5321
TC BLACKBIRD 4034 USA14844785 C A MISS POWER FIX 308 USA12054694
Sire: WELCOME SWALLOW ABERDEEN F244(APR)(AI) CMAF244 Dam: WELCOME SWALLOW LOWAN DIRECTION B6(AI) CMAB6
BOYD BEEF MAKER 3069 USA3069 J L B EXACTO 416 USA12223258
WELCOME SWALLOW BEEFMAKER D18 CMAD18(APR)(AI) CMAD18 TE MANIA LOWAN X53(AI)(ET) VTMX53
WELCOME SWALLOW X5(APR)(AI) CMAX5 TE MANIA LOWAN R426(AI)(ET) VTMR426

Notes: Estimated Joining Sire SYDGEN BLACK PEARL 2006

Table with columns for ANGUS GROUP BREEDPLAN EBVs JUNE 2015 and \$INDEX VALUES. Rows include EBV, ACC, and EXPECTED AVERAGE PROGENY VALUE.

LOT 267 WELCOME SWALLOW INFINITY J377(APR) AMFU, NHFU, CAFU, DD7% IDENTIFIER: CMAJ377 BIRTH DATE: 01/10/2013 REGISTER: APR

TE MANIA UNLIMITED U3271(AI)(ET) VTMU3271 SUMMITCREST SCOTCH CAP OB45 USAOB45
TE MANIA INFINITY 04 379 AB NZE04379 GARDENS HIGHMARK USA13047487
TE MANIA 95102 NZE95102 GREEN GARDEN PRIDE 6128 S1 USA6128
Sire: WELCOME SWALLOW INFINITY F250(AI) CMAF250 Dam: WELCOME SWALLOW HIGHMARK C125(AI) CMAIC125
MOHNEN DAY AHEAD 144 USA14848339 DUNOON REAGAN R093(AI)(ET) BHRR093
WELCOME SWALLOW DIMENSION DAY D198(AI)(ET) CMAD198 WELCOME SWALLOW X31(APR)(AI) CMAX31
WELCOME SWALLOW Z132(AI)(ET) CMAZ132 WELCOME SWALLOW U50 CMAU50

Notes: Estimated Joining Sire SYDGEN BLACK PEARL 2006

Table with columns for ANGUS GROUP BREEDPLAN EBVs JUNE 2015 and \$INDEX VALUES. Rows include EBV, ACC, and EXPECTED AVERAGE PROGENY VALUE.

LOT 268 WELCOME SWALLOW ABERDEEN J383(APR) AMFU, NH2%, CAFU, DD1% IDENTIFIER: CMAJ383 BIRTH DATE: 04/10/2013 REGISTER: APR

C R A BEXTOR 872 5205 608 USA13009379 KMK ALLIANCE 6595 I87 USA13346328
TC ABERDEEN 759 USA15840414 WELCOME SWALLOW GLOWING ALLIANCE B20(AI) CMAB20
TC BLACKBIRD 4034 USA14844785 WELCOME SWALLOW MOONGARA SHEEN Z13(AI) CMAZ13
Sire: WELCOME SWALLOW ABERDEEN F244(APR)(AI) CMAF244 Dam: WELCOME SWALLOW ALLIANCE B20 E318 CMAE318
BOYD BEEF MAKER 3069 USA3069 GARDENS HIGHMARK USA13047487
WELCOME SWALLOW BEEFMAKER D18 CMAD18(APR)(AI) CMAD18 WELCOME SWALLOW HIGHMARK B178(AI) CMAB178
WELCOME SWALLOW X5(APR)(AI) CMAX5 TE MANIA LOWAN X203 VTMX203

Notes: Estimated Joining Sire SYDGEN BLACK PEARL 2006

Table with columns for ANGUS GROUP BREEDPLAN EBVs JUNE 2015 and \$INDEX VALUES. Rows include EBV, ACC, and EXPECTED AVERAGE PROGENY VALUE.

LOT 269 WELCOME SWALLOW INFINITY J385(APR) AM2%, NHFU, CAFU, DD1% IDENTIFIER: CMAJ385 BIRTH DATE: 05/10/2013 REGISTER: APR

TE MANIA UNLIMITED U3271(AI)(ET) VTMU3271 B T ULTRAVOX 297E USA297E
TE MANIA INFINITY 04 379 AB NZE04379 ICM ULTRAVOX Z62(AI) BICZ62
TE MANIA 95102 NZE95102 ICM U188 BICU188
Sire: WELCOME SWALLOW INFINITY F250(AI) CMAF250 Dam: ICM BIANCA B12(APR) BICB12
MOHNEN DAY AHEAD 144 USA14848339 TE MANIA SHEEN S155(AI)(ET) VTMS155
WELCOME SWALLOW DIMENSION DAY D198(AI)(ET) CMAD198 ICM ICM ZURI Z05 Z5(AI) BICZ5
WELCOME SWALLOW Z132(AI)(ET) CMAZ132 ICM XANELA(APR) BICK143

Notes: Estimated Joining Sire SYDGEN BLACK PEARL 2006

Table with columns for ANGUS GROUP BREEDPLAN EBVs JUNE 2015 and \$INDEX VALUES. Rows include EBV, ACC, and EXPECTED AVERAGE PROGENY VALUE.

LOT 270 WELCOME SWALLOW ABERDEEN J389(APR) AMFU, NH2%, CA6%, DDFU IDENTIFIER: CMAJ389 BIRTH DATE: 06/10/2013 REGISTER: APR

C R A BEXTOR 872 5205 608 USA13009379 BON VIEW BANDO 598 USA598
TC ABERDEEN 759 USA15840414 S A F 598 BANDO 5175 USA5175
TC BLACKBIRD 4034 USA14844785 S A F ROYAL LASS 1002 USA1002
Sire: WELCOME SWALLOW ABERDEEN F244(APR)(AI) CMAF244 Dam: WELCOME SWALLOW BANDO CREEK A51(AI)(ET) CMAA51
BOYD BEEF MAKER 3069 USA3069 C A FUTURE DIRECTION 5321 USA5321
WELCOME SWALLOW BEEFMAKER D18 CMAD18(APR)(AI) CMAD18 KENNY'S CREEK BARA W65(AI) NDIW65
WELCOME SWALLOW X5(APR)(AI) CMAX5 KENNY'S CREEK BARA T56(AI)(ET) NDI56

Notes: Estimated Joining Sire SYDGEN BLACK PEARL 2006

Table with columns for ANGUS GROUP BREEDPLAN EBVs JUNE 2015 and \$INDEX VALUES. Rows include EBV, ACC, and EXPECTED AVERAGE PROGENY VALUE.

LOT 271 WELCOME SWALLOW INFINITY J395 AMFU, NHFU, CAFU, DD3% IDENTIFIER: CMAJ395 BIRTH DATE: 09/10/2013 REGISTER: HBR

TE MANIA UNLIMITED U3271(AI)(ET) VTMU3271 SITZ ALLIANCE 6595 USA6595
TE MANIA INFINITY 04 379 AB NZE04379 KMK ALLIANCE 6595 I87 USA13346328
TE MANIA 95102 NZE95102 G A R EXT 916 USA12921677
Sire: WELCOME SWALLOW INFINITY F250(AI) CMAF250 Dam: WELCOME SWALLOW ALLIANCE LOWAN B40(AI)(ET) CMAB40
MOHNEN DAY AHEAD 144 USA14848339 B/R NEW DESIGN 036 USA036
WELCOME SWALLOW DIMENSION DAY D198(AI)(ET) CMAD198 TE MANIA LOWAN X41(AI)(ET) VTMX41
WELCOME SWALLOW Z132(AI)(ET) CMAZ132 TE MANIA LOWAN T333(AI)(ET) VTMT333

Notes: Estimated Joining Sire SYDGEN BLACK PEARL 2006

Table with columns for ANGUS GROUP BREEDPLAN EBVs JUNE 2015 and \$INDEX VALUES. Rows include EBV, ACC, and EXPECTED AVERAGE PROGENY VALUE.

LOT 272 WELCOME SWALLOW ABERDEEN J399(APR) AMFU, NH2%, CAFU, DD2% IDENTIFIER: CMAJ399 BIRTH DATE: 11/10/2013 REGISTER: APR

C R A BEXTOR 872 5205 608 USA13009379 C A FUTURE DIRECTION 5321 USA5321
TC ABERDEEN 759 USA15840414 BOYD BEEF MAKER 3069 USA3069
TC BLACKBIRD 4034 USA14844785 BOYD FOREVER LADY 7120 USA12978556
Sire: WELCOME SWALLOW ABERDEEN F244(APR)(AI) CMAF244 Dam: WELCOME SWALLOW BEEFMAKER 036 D286(AI)(ET) CMAD286
BOYD BEEF MAKER 3069 USA3069 B/R NEW DESIGN 036 USA036
WELCOME SWALLOW BEEFMAKER D18 CMAD18(APR)(AI) CMAD18 TE MANIA MOONGARA X8(AI)(ET) VTMX8
WELCOME SWALLOW X5(APR)(AI) CMAX5 TE MANIA MOONGARA R225 VTMR225

Notes: Estimated Joining Sire SYDGEN BLACK PEARL 2006

Table with columns for ANGUS GROUP BREEDPLAN EBVs JUNE 2015 and \$INDEX VALUES. Rows include EBV, ACC, and EXPECTED AVERAGE PROGENY VALUE.

LOT 273 WELCOME SWALLOW INFINITY J402 AMFU, NHFU, CAFU, DD5% IDENTIFIER: CMAJ402 BIRTH DATE: 11/10/2013 REGISTER: HBR

TE MANIA UNLIMITED U3271(AI)(ET) VTMU3271 C A FUTURE DIRECTION 5321 USA5321
 TE MANIA INFINITY 04 379 AB NZE04379 BOYD BEEF MAKER 3069 USA3069
 TE MANIA 95102 NZE95102 BOYD FOREVER LADY 7120 USA12978556

Sire: **WELCOME SWALLOW INFINITY F250(AI) CMAF250** Dam: **WELCOME SWALLOW BEEFMAKER D21 CMA21(AI) CMA21**
 MOHNIEN DAY AHEAD 144 USA14848339 TE MANIA UNIFY U409 VTMU409
 WELCOME SWALLOW DIMENSION DAY D198(AI)(ET) CMA2198 TE MANIA BARWON X205 VTMX205
 WELCOME SWALLOW Z132(AI)(ET) CMA2132 TE MANIA BARWON V59(ACR)(AI)(ET) VTMV59

Notes: Estimated Joining Sire SYDGEN BLACK PEARL 2006 Al'ed 13/12/2014 = Estimated calving date 20/09/2015. Also Al'ed SYDGEN BLACK PEARL 2006 31/10/2014 and BASIN EXCITEMENT 20/11/2014

ANGUS GROUP BREEDPLAN EBVs JUNE 2015																	\$INDEX VALUES			
CE-Dir	CE-Dtr	GL	BW	200	400	600	MCWT	Milk	SS	DTC	CWT	EMA	Rib	Rump	RBY%	IMF%	ANGUS BREEDING	DOM	HEAVY GRAIN	HEAVY GRASS
-4.5	-4.5	-0.8	+5.3	+43	+80	+103	+96	+13	+1.8	-3.6	+61	+7.4	+0.1	-0.2	+0.6	+1.4	\$92	\$93	\$90	\$93
ACC	43%	37%	61%	72%	66%	65%	62%	48%	55%	39%	56%	56%	62%	60%	56%	55%				
EXPECTED AVERAGE PROGENY VALUE																				
EBV	-2.3	-1.2	-2.9	3.8	47	83	106	89	16	0.9	-	62	8.4	-0.1	-1	1.2	\$106	\$105	\$104	\$107

LOT 274 WELCOME SWALLOW INFINITY J420(APR) AMFU, NHFU, CAFU, DDFU IDENTIFIER: CMAJ420 BIRTH DATE: 25/10/2013 REGISTER: APR

TE MANIA UNLIMITED U3271(AI)(ET) VTMU3271 LEACHMAN RIGHT TIME USA2700
 TE MANIA INFINITY 04 379 AB NZE04379 LEACHMAN BOOM TIME USA13361440
 TE MANIA 95102 NZE95102 LEACHMAN BURGESS 5004 USA12335791

Sire: **WELCOME SWALLOW INFINITY F250(AI) CMAF250** Dam: **WELCOME SWALLOW BOOMTIME C150(AI) CMA150**
 MOHNIEN DAY AHEAD 144 USA14848339 TE MANIA SHEEN S155(AI)(ET) VTMS155
 WELCOME SWALLOW DIMENSION DAY D198(AI)(ET) CMA2198 ICM CHAMPAGNE Z24(APR)(AI) BICZ24
 WELCOME SWALLOW Z132(AI)(ET) CMA2132 ICM UNCANNY X47(APR)(AI) BICX47

Notes: Estimated Joining Sire SYDGEN BLACK PEARL 2006

ANGUS GROUP BREEDPLAN EBVs JUNE 2015																	\$INDEX VALUES			
CE-Dir	CE-Dtr	GL	BW	200	400	600	MCWT	Milk	SS	DTC	CWT	EMA	Rib	Rump	RBY%	IMF%	ANGUS BREEDING	DOM	HEAVY GRAIN	HEAVY GRASS
-1.0	-2.2	-3.3	+3.0	+38	+68	+88	+84	+15	+1.6	-4.8	+53	+2.1	+0.1	+0.1	-0.4	+1.5	\$81	\$85	\$76	\$83
ACC	45%	40%	61%	71%	64%	62%	60%	48%	52%	38%	53%	47%	49%	49%	46%	46%				
EXPECTED AVERAGE PROGENY VALUE																				
EBV	-0.6	-0.1	-4.1	2.7	44	78	98	83	17	0.8	-	58	5.7	-0.1	-0.8	0.7	\$101	\$102	\$97	\$101

LOT 275 WELCOME SWALLOW ABERDEEN J422(APR) AMFU, NH2%, CAFU, DD5% IDENTIFIER: CMAJ422 BIRTH DATE: 25/10/2013 REGISTER: APR

C R A BEXTOR 872 5205 608 USA13009379 PAPA FORTE 1921 USA1921
 TC ABERDEEN 759 USA15840414 WOODHILL FORESIGHT USA13936986
 TC BLACKBIRD 4034 USA14844785 BON VIEW GAMMER 85 USA12346837

Sire: **WELCOME SWALLOW ABERDEEN F244(APR)(AI) CMAF244** Dam: **WELCOME SWALLOW FORESIGHT D245(AI) CMA245**
 BOYD BEEF MAKER 3069 USA3069 TE MANIA QUO Q288 VTMQ288
 WELCOME SWALLOW BEEFMAKER D18 CMA218(APR)(AI) CMA218 TE MANIA BARUNAH X194(AI)(ET) VTMX194
 WELCOME SWALLOW X5(APR)(AI) CMAX5 TE MANIA R409(AI)(ET) VTMR409

Notes: Estimated Joining Sire SYDGEN BLACK PEARL 2006

ANGUS GROUP BREEDPLAN EBVs JUNE 2015																	\$INDEX VALUES			
CE-Dir	CE-Dtr	GL	BW	200	400	600	MCWT	Milk	SS	DTC	CWT	EMA	Rib	Rump	RBY%	IMF%	ANGUS BREEDING	DOM	HEAVY GRAIN	HEAVY GRASS
+0.1	-	-2.3	+3.5	+41	+74	+90	+63	+18	+1.2	-	+53	+7.8	-0.4	-0.6	+1.2	+1.2	\$96	\$104	\$89	\$100
ACC	42%	-	62%	71%	65%	63%	63%	48%	53%	-	55%	52%	58%	57%	52%	51%				
EXPECTED AVERAGE PROGENY VALUE																				
EBV	0.1	-	-3.7	2.9	46	80	99	73	19	0.5	-	59	8	-0.5	-1.1	1.4	\$106	\$110	\$101	\$108

LOT 276 WELCOME SWALLOW BERKLEY D121 J733(APR)(AI)(ET) AMFU, NHFU, CAFU, DDFU IDENTIFIER: CMAJ733 BIRTH DATE: 01/09/2013 REGISTER: APR

S A F FOCUS OF E R USA6163 PAPA FORTE 1921 USA1921
 TE MANIA YORKSHIRE Y437(AI) VTM437 WOODHILL FORESIGHT USA13936986
 TE MANIA LOWAN U275(AI)(ET) VTMU275 BON VIEW GAMMER 85 USA12346837

Sire: **TE MANIA BERKLEY B1(AI) VTMB1** Dam: **WELCOME SWALLOW X13 FORESIGHT D121(APR)(AI)(ET) CMA2121**
 KENNY'S CREEK SANDY S15(AI) NDIS15 HAZELDEAN RENAISSANCE R13(AI) NHZR13
 TE MANIA LOWAN Z53(AI)(ET) VTMZ53 WELCOME SWALLOW Z62(APR)(AI) CMAZ62
 TE MANIA LOWAN V129(ACR)(AI)(ET) VTMV129 WELCOME SWALLOW X13(APR)(AI) CMAX13

Notes: Estimated Joining Sire SYDGEN BLACK PEARL 2006

ANGUS GROUP BREEDPLAN EBVs JUNE 2015																	\$INDEX VALUES			
CE-Dir	CE-Dtr	GL	BW	200	400	600	MCWT	Milk	SS	DTC	CWT	EMA	Rib	Rump	RBY%	IMF%	ANGUS BREEDING	DOM	HEAVY GRAIN	HEAVY GRASS
+3.7	+3.5	-6.6	+4.8	+50	+88	+115	+123	+14	+3.1	-9.0	+68	+3.2	+0.2	+1.2	-0.7	+2.4	\$133	\$116	\$148	\$124
ACC	58%	52%	64%	76%	72%	75%	71%	61%	65%	52%	65%	65%	69%	68%	65%	64%				
EXPECTED AVERAGE PROGENY VALUE																				
EBV	1.8	2.8	-5.8	3.6	50	87	112	103	17	1.6	-	66	5.7	-0.2	-0.2	0.4	\$126	\$116	\$132	\$121

LOT 277 WELCOME SWALLOW BERKLEY D121 J737(APR)(AI)(ET) AMFU, NHFU, CAFU, DDFU IDENTIFIER: CMAJ737 BIRTH DATE: 01/09/2013 REGISTER: APR

S A F FOCUS OF E R USA6163 PAPA FORTE 1921 USA1921
 TE MANIA YORKSHIRE Y437(AI) VTM437 WOODHILL FORESIGHT USA13936986
 TE MANIA LOWAN U275(AI)(ET) VTMU275 BON VIEW GAMMER 85 USA12346837

Sire: **TE MANIA BERKLEY B1(AI) VTMB1** Dam: **WELCOME SWALLOW X13 FORESIGHT D121(APR)(AI)(ET) CMA2121**
 KENNY'S CREEK SANDY S15(AI) NDIS15 HAZELDEAN RENAISSANCE R13(AI) NHZR13
 TE MANIA LOWAN Z53(AI)(ET) VTMZ53 WELCOME SWALLOW Z62(APR)(AI) CMAZ62
 TE MANIA LOWAN V129(ACR)(AI)(ET) VTMV129 WELCOME SWALLOW X13(APR)(AI) CMAX13

Notes: Estimated Joining Sire SYDGEN BLACK PEARL 2006

ANGUS GROUP BREEDPLAN EBVs JUNE 2015																	\$INDEX VALUES			
CE-Dir	CE-Dtr	GL	BW	200	400	600	MCWT	Milk	SS	DTC	CWT	EMA	Rib	Rump	RBY%	IMF%	ANGUS BREEDING	DOM	HEAVY GRAIN	HEAVY GRASS
+4.2	+3.7	-6.6	+4.3	+51	+90	+115	+119	+14	+3.1	-8.5	+70	+5.2	-0.2	+0.7	-0.2	+2.6	\$139	\$123	\$156	\$128
ACC	58%	52%	64%	76%	72%	75%	71%	61%	65%	52%	65%	65%	69%	68%	65%	64%				
EXPECTED AVERAGE PROGENY VALUE																				
EBV	2.1	2.9	-5.8	3.3	50	88	112	101	17	1.6	-	67	6.7	-0.4	-0.5	0.6	\$128	\$119	\$135	\$123

LOT 278 WELCOME SWALLOW BERKLEY D121 J740(APR)(AI)(ET) AMFU, NHFU, CAFU, DDFU IDENTIFIER: CMAJ740 BIRTH DATE: 28/08/2013 REGISTER: APR

S A F FOCUS OF E R USA6163 PAPA FORTE 1921 USA1921
 TE MANIA YORKSHIRE Y437(AI) VTM437 WOODHILL FORESIGHT USA13936986
 TE MANIA LOWAN U275(AI)(ET) VTMU275 BON VIEW GAMMER 85 USA12346837

Sire: **TE MANIA BERKLEY B1(AI) VTMB1** Dam: **WELCOME SWALLOW X13 FORESIGHT D121(APR)(AI)(ET) CMA2121**
 KENNY'S CREEK SANDY S15(AI) NDIS15 HAZELDEAN RENAISSANCE R13(AI) NHZR13
 TE MANIA LOWAN Z53(AI)(ET) VTMZ53 WELCOME SWALLOW Z62(APR)(AI) CMAZ62
 TE MANIA LOWAN V129(ACR)(AI)(ET) VTMV129 WELCOME SWALLOW X13(APR)(AI) CMAX13

Notes: Estimated Joining Sire SYDGEN BLACK PEARL 2006

ANGUS GROUP BREEDPLAN EBVs JUNE 2015																	\$INDEX VALUES			
CE-Dir	CE-Dtr	GL	BW	200	400	600	MCWT	Milk	SS	DTC	CWT	EMA	Rib	Rump	RBY%	IMF%	ANGUS BREEDING	DOM	HEAVY GRAIN	HEAVY GRASS
+5.1	+4.2	-7.0	+3.6	+47	+85	+111	+117	+15	+3.0	-8.5	+66	+3.8	-0.3	+0.6	-0.4	+2.3	\$131	\$116	\$144	\$122
ACC	58%	52%	64%	76%	72%	75%	71%	61%	65%	52%	65%	65%	69%	68%	65%	64%				
EXPECTED AVERAGE PROGENY VALUE																				
EBV	2.5	3.2	-6	3	49	86	110	100	17	1.5	-	65	6	-0.4	-0.5	0.5	\$125	\$116	\$131	\$120

LOT 279 WELCOME SWALLOW REALITY F202 J742(APR)(AI)(ET) AMFU, NHFU, CAFU, DDFU IDENTIFIER: CMAJ742 BIRTH DATE: 14/09/2013 REGISTER: APR

SCHURR 77 1346 EXCEL USA13168820 C R A BEXTOR 872 5205 608 USA13009379
 SCHURRTOP REALITY X723 USA14543651 TC ABERDEEN 759 USA15840414
 SCHURRTOP 8019 V141 USA13178207 TC BLACKBIRD 4034 USA14844785

Sire: **MATAURI REALITY 839 NZE14647008839** Dam: **WELCOME SWALLOW ABERDEEN F202(AI) CMAF202**
 TE MANIA ULONG U41(AI)(ET) VTMU41 S A V NET WORTH 4200 USA14739204
 MATAURI 06663 NZE14647106663 WELCOME SWALLOW FUTURE VALUE D212(APR)(AI) CMA212
 MATAURI 04456 AB NZE14647104456 WELCOME SWALLOW FUTURE A098(AI) CMAA098

Notes: Estimated Joining Sire SYDGEN BLACK PEARL 2006

ANGUS GROUP BREEDPLAN EBVs JUNE 2015																	\$INDEX VALUES				
CE-Dir	CE-Dtr	GL	BW	200	400	600	MCWT	Milk	SS	DTC	CWT	EMA	Rib	Rump	RBY%	IMF%	ANGUS BREEDING	DOM	HEAVY GRAIN	HEAVY GRASS	
+2.5	+2.5	-7.6	+4.3	+47	+86	+112	+93	+19	+2.0	-3.9	+58	+3.5	+1.8	+1.6	-0.9	+2.1	\$113	\$107	\$115	\$113	
ACC	52%	37%	66%	75%	69%	69%	73%	67%	50%	59%	35%	59%	60%	65%	63%	58%	59%				
EXPECTED AVERAGE PROGENY VALUE																					
EBV	2.6	2.5	-7.6	4.3	48	87	114	95	20	2.1	-	59	3.7	1.7	1.6	-0.8	2	\$114	\$108	\$115	\$114

LOT 280 WELCOME SWALLOW IDENTITY J202(APR)(AI) AMFU, NHFU, CAFU, DDFU IDENTIFIER: CMAJ202 BIRTH DATE: 18/08/2013 REGISTER: APR

C R A BEXTOR 872 5205 608 USA13009379 S A F 598 BANDO 5175 USA5175
 TC ABERDEEN 759 USA15840414 LT 598 BANDO 9074 USA9074
 TC BLACKBIRD 4034 USA14844785 MILL COULEE BARBARA K323 USAK323

Sire: **ELLINGSON IDENTITY 9104 USA16413257** Dam: **WELCOME SWALLOW G45(APR)(AI) CMA45**
 WULFFS EXT 6106 USA6106 LEACHMAN BOOM TIME USA13361440
 EA QUEEN DOLLY 7813 USA15888099 WELCOME SWALLOW BOOMTIME D240(APR)(AI) CMA240
 EA QUEEN DOLLY 5029 USA15178367 ICM UNIVERSAL Y41(AI) BICY41

Notes: Estimated Joining Sire TE MANIA BERKLEY B1

ANGUS GROUP BREEDPLAN EBVs JUNE 2015																	\$INDEX VALUES				
CE-Dir	CE-Dtr	GL	BW	200	400	600	MCWT	Milk	SS	DTC	CWT	EMA	Rib	Rump	RBY%	IMF%	ANGUS BREEDING	DOM	HEAVY GRAIN	HEAVY GRASS	
+0.4	+3.4	-3.0	+2.6	+46	+80	+106	+80	+20	+0.7	-4.2	+58	+3.7	+0.6	+0.7	-0.5	+2.0	\$108	\$104	\$108	\$109	
ACC	50%	39%	85%	74%	69%	68%	73%	67%	51%	56%	37%	59%	58%	65%	62%	58%	58%				
EXPECTED AVERAGE PROGENY VALUE																					
EBV	3.1	4.7	-6.6	2.9	48	87	114	113	15	1.6	-7.8	66	4.6	0.3	0.7	-0.5	2.6	\$135	\$118	\$150	\$125

LOT 281 WELCOME SWALLOW IDENTITY C136 J1(APR)(AI)(TW) AMFU, NHFU, CAFU, DDFU

IDENTIFIER: CMAJ1 BIRTH DATE: 15/04/2013 REGISTER: APR

C R A BEXTOR 872 5205 608 USA13009379... S A F 598 BANDO 5175 USA5175... Notes: Estimated Joining Sire TE MANIA BERKLEY B1

Table with columns: ANGUS GROUP BREEDPLAN EBVs JUNE 2015, \$INDEX VALUES, EBV, CE-Dir, CE-Dtr, GL, BW, 200, 400, 600, MCWT, Milk, SS, DTC, CWT, EMA, Rib, Rump, RBY%, IMF%, ANGUS BREEDING, DOM, HEAVY GRAIN, HEAVY GRASS.

LOT 282 WELCOME SWALLOW IDENTITY C136 J2(APR)(AI)(TW) AMFU, NHFU, CAFU, DDFU

IDENTIFIER: CMAJ2 BIRTH DATE: 15/04/2013 REGISTER: APR

C R A BEXTOR 872 5205 608 USA13009379... S A F 598 BANDO 5175 USA5175... Notes: Estimated Joining Sire TE MANIA BERKLEY B1

Table with columns: ANGUS GROUP BREEDPLAN EBVs JUNE 2015, \$INDEX VALUES, EBV, CE-Dir, CE-Dtr, GL, BW, 200, 400, 600, MCWT, Milk, SS, DTC, CWT, EMA, Rib, Rump, RBY%, IMF%, ANGUS BREEDING, DOM, HEAVY GRAIN, HEAVY GRASS.

LOT 283 WELCOME SWALLOW IDENTITY J25(AI) AMFU, NHFU, CAFU, DDFU

IDENTIFIER: CMAJ25 BIRTH DATE: 30/04/2013 REGISTER: HBR

C R A BEXTOR 872 5205 608 USA13009379... BOYD NEW DAY 8005 USA13050780... Notes: Estimated Joining Sire TE MANIA BERKLEY B1

Table with columns: ANGUS GROUP BREEDPLAN EBVs JUNE 2015, \$INDEX VALUES, EBV, CE-Dir, CE-Dtr, GL, BW, 200, 400, 600, MCWT, Milk, SS, DTC, CWT, EMA, Rib, Rump, RBY%, IMF%, ANGUS BREEDING, DOM, HEAVY GRAIN, HEAVY GRASS.

LOT 284 WELCOME SWALLOW MARATHON J40(APR)(AI)(ET) AMFU, NHFU, CAFU, DDFU

IDENTIFIER: CMAJ40 BIRTH DATE: 06/05/2013 REGISTER: APR

S A V 8180 TRAVELER 004 USA13512009... PAPA FORTE 1921 USA1921... Notes: Estimated Joining Sire TE MANIA BERKLEY B1

Table with columns: ANGUS GROUP BREEDPLAN EBVs JUNE 2015, \$INDEX VALUES, EBV, CE-Dir, CE-Dtr, GL, BW, 200, 400, 600, MCWT, Milk, SS, DTC, CWT, EMA, Rib, Rump, RBY%, IMF%, ANGUS BREEDING, DOM, HEAVY GRAIN, HEAVY GRASS.

LOT 285 WELCOME SWALLOW IDENTITY J176(AI) AM25%, NHFU, CAFU, DDFU

IDENTIFIER: CMAJ176 BIRTH DATE: 15/08/2013 REGISTER: HBR

C R A BEXTOR 872 5205 608 USA13009379... BT EQUATOR 395M USA14237157... Notes: Estimated Joining Sire TE MANIA BERKLEY B1

Table with columns: ANGUS GROUP BREEDPLAN EBVs JUNE 2015, \$INDEX VALUES, EBV, CE-Dir, CE-Dtr, GL, BW, 200, 400, 600, MCWT, Milk, SS, DTC, CWT, EMA, Rib, Rump, RBY%, IMF%, ANGUS BREEDING, DOM, HEAVY GRAIN, HEAVY GRASS.

LOT 286 WELCOME SWALLOW IDENTITY J228(APR)(AI) AMFU, NHFU, CAFU, DD25%

IDENTIFIER: CMAJ228 BIRTH DATE: 21/08/2013 REGISTER: APR

C R A BEXTOR 872 5205 608 USA13009379... BON VIEW NEW DESIGN 1407 USA1407... Notes: Estimated Joining Sire TE MANIA BERKLEY B1

Table with columns: ANGUS GROUP BREEDPLAN EBVs JUNE 2015, \$INDEX VALUES, EBV, CE-Dir, CE-Dtr, GL, BW, 200, 400, 600, MCWT, Milk, SS, DTC, CWT, EMA, Rib, Rump, RBY%, IMF%, ANGUS BREEDING, DOM, HEAVY GRAIN, HEAVY GRASS.

LOT 287 WELCOME SWALLOW STERN J282(AI) AMFU, NHFU, CAFU, DDFU

IDENTIFIER: CMAJ282 BIRTH DATE: 27/08/2013 REGISTER: HBR

TE MANIA UNLIMITED U3271(AI)(ET) VTU3271... C R A BEXTOR 872 5205 608 USA13009379... Notes: Estimated Joining Sire TE MANIA BERKLEY B1

Table with columns: ANGUS GROUP BREEDPLAN EBVs JUNE 2015, \$INDEX VALUES, EBV, CE-Dir, CE-Dtr, GL, BW, 200, 400, 600, MCWT, Milk, SS, DTC, CWT, EMA, Rib, Rump, RBY%, IMF%, ANGUS BREEDING, DOM, HEAVY GRAIN, HEAVY GRASS.

LOT 288 WELCOME SWALLOW IDENTITY J286(APR)(AI) AMFU, NHFU, CAFU, DDFU

IDENTIFIER: CMAJ286 BIRTH DATE: 27/08/2013 REGISTER: APR

C R A BEXTOR 872 5205 608 USA13009379... LEACHMAN RIGHT TIME USA2700... Notes: Estimated Joining Sire TE MANIA BERKLEY B1

Table with columns: ANGUS GROUP BREEDPLAN EBVs JUNE 2015, \$INDEX VALUES, EBV, CE-Dir, CE-Dtr, GL, BW, 200, 400, 600, MCWT, Milk, SS, DTC, CWT, EMA, Rib, Rump, RBY%, IMF%, ANGUS BREEDING, DOM, HEAVY GRAIN, HEAVY GRASS.

LOT 289 WELCOME SWALLOW BRAVEHEART J296(AI) AMFU, NHFU, CAFU, DD6% IDENTIFIER: CMAJ296 BIRTH DATE: 30/08/2013 REGISTER: HBR

TE MANIA UNLIMITED U3271(AI)(ET) VTMU3271 BOYD NEW DAY 8005 USA13050780
HIGHLANDER OF STERN AB(ET) NZE12170004408 MOHNEN DAY AHEAD 144 USA14848339
SIRE: BRAVEHEART OF STERN NZE1217000784 DAM: WELCOME SWALLOW D154(AI)(ET) CMAD154

Notes: Estimated Joining Sire TE MANIA BERKLEY B1

Table with columns: ANGUS GROUP BREEDPLAN EBVs JUNE 2015, \$INDEX VALUES, CE-Dir, CE-Dtr, GL, BW, 200, 400, 600, MCWT, Milk, SS, DTC, CWT, EMA, Rib, Rump, RBY%, IMF%, ANGUS BREEDING, DOM, HEAVY GRAIN, HEAVY GRASS.

LOT 290 WELCOME SWALLOW IDENTITY J313(AI) AMFU, NHFU, CAFU, DD50% IDENTIFIER: CMAJ313 BIRTH DATE: 02/09/2013 REGISTER: HBR

C R A BEXTOR 872 5205 608 USA13009379 LEACHMAN RIGHT TIME USA2700
TC ABERDEEN 759 USA15840414 LEACHMAN BOOM TIME USA13361440
SIRE: ELLINGSON IDENTITY 9104 USA16413257 DAM: WELCOME SWALLOW BOOMTIME C202(AI) CMAC202

Notes: Estimated Joining Sire TE MANIA BERKEY B1 - AI'ed 31/10/2014 - estimated date of calving 10/08/2014. Please note also AI'ed to BERKLEY 20/11/2014 & BASIN EXCITEMENT 10/12/2014

Table with columns: ANGUS GROUP BREEDPLAN EBVs JUNE 2015, \$INDEX VALUES, CE-Dir, CE-Dtr, GL, BW, 200, 400, 600, MCWT, Milk, SS, DTC, CWT, EMA, Rib, Rump, RBY%, IMF%, ANGUS BREEDING, DOM, HEAVY GRAIN, HEAVY GRASS.

LOT 291 WELCOME SWALLOW IDENTITY J336(APR)(AI) AMFU, NHFU, CAFU, DDFU IDENTIFIER: CMAJ336 BIRTH DATE: 13/09/2013 REGISTER: APR

C R A BEXTOR 872 5205 608 USA13009379 LEACHMAN RIGHT TIME USA2700
TC ABERDEEN 759 USA15840414 LEACHMAN BOOM TIME USA13361440
SIRE: ELLINGSON IDENTITY 9104 USA16413257 DAM: WELCOME SWALLOW BOOMTIME C154(APR)(AI) CMAC154

Notes: Estimated Joining Sire TE MANIA BERKLEY B1

Table with columns: ANGUS GROUP BREEDPLAN EBVs JUNE 2015, \$INDEX VALUES, CE-Dir, CE-Dtr, GL, BW, 200, 400, 600, MCWT, Milk, SS, DTC, CWT, EMA, Rib, Rump, RBY%, IMF%, ANGUS BREEDING, DOM, HEAVY GRAIN, HEAVY GRASS.

LOT 292 WELCOME SWALLOW DYNAMITE E120(APR)(AI) AMF, NHFU, CAFU, DDF IDENTIFIER: CMAE120 BIRTH DATE: 28/08/2009 REGISTER: APR

JAUER 353 TRAVELER 589 27 USA12476755 SUMMITCREST SCOTCH CAP OB45 USA0845
BALDRIDGE KABOOM K243 KCF USA13987017 GARDENS HIGHMARK USA13047487
SIRE: MOHNEN DYNAMITE 1356 USA15585939 DAM: WELCOME SWALLOW HIGHMARK C125(AI) CMAC125

Notes: Estimated Joining Sire WELCOME SWALLOW TEXAS H429

Table with columns: ANGUS GROUP BREEDPLAN EBVs JUNE 2015, \$INDEX VALUES, CE-Dir, CE-Dtr, GL, BW, 200, 400, 600, MCWT, Milk, SS, DTC, CWT, EMA, Rib, Rump, RBY%, IMF%, ANGUS BREEDING, DOM, HEAVY GRAIN, HEAVY GRASS.

LOT 293 WELCOME SWALLOW A126 100% ANGUS RECIPIENT IDENTIFIER: CMAA126 BIRTH DATE: 4/10/2005 STATUS: RECIPIENT

TE MANIA AMBASSADOR A134(AI) VTMA134 TE MANIA YORKSHIRE Y437(AI) VTM437
Sire: TUWHARETOA REGENT D145(AI)(ET) BNAD145 Sire: TE MANIA BERKLEY B1(AI) VTMB1
LAWSONS HENRY VIII Y5(AI) VLYY5 TE MANIA LOWAN Z53(AI)(ET) VTMZ53

Notes: Recipient carrying embryo PRIME JUGGERNAUT J15 x CMAH214

Table with columns: EXPECTED AVERAGE PROGENY VALUE, \$INDEX VALUES, CE-Dir, CE-Dtr, GL, BW, 200, 400, 600, MCWT, Milk, SS, DTC, CWT, EMA, Rib, Rump, RBY%, IMF%, ANGUS BREEDING, DOM, HEAVY GRAIN, HEAVY GRASS.

LOT 294 WELCOME SWALLOW A126 100% ANGUS RECIPIENT IDENTIFIER: CMAF174 BIRTH DATE: 29/08/2010 STATUS: RECIPIENT

TE MANIA AMBASSADOR A134(AI) VTMA134 TE MANIA YORKSHIRE Y437(AI) VTM437
Sire: TUWHARETOA REGENT D145(AI)(ET) BNAD145 Sire: TE MANIA BERKLEY B1(AI) VTMB1
LAWSONS HENRY VIII Y5(AI) VLYY5 TE MANIA LOWAN Z53(AI)(ET) VTMZ53

Notes: Recipient carrying embryo PRIME JUGGERNAUT J15 x CMAH214

Table with columns: EXPECTED AVERAGE PROGENY VALUE, \$INDEX VALUES, CE-Dir, CE-Dtr, GL, BW, 200, 400, 600, MCWT, Milk, SS, DTC, CWT, EMA, Rib, Rump, RBY%, IMF%, ANGUS BREEDING, DOM, HEAVY GRAIN, HEAVY GRASS.

LOT 295 WELCOME SWALLOW G160 100% ANGUS RECIPIENT IDENTIFIER: CMAJ160 BIRTH DATE: 18/09/2011 STATUS: RECIPIENT

C R A BEXTOR 872 5205 608 USA13009379 B/R NEW DESIGN 036 USA036
Sire: TC ABERDEEN 759 USA15840414 Sire: YTHANBRAE HENRY VIII U8(AI)(ET) VLYU8
TC BLACKBIRD 4034 USA14844785 G A R MAX 678 USA678

Notes: Recipient carrying embryo ELLINGSON IDENTITY 9104 x CMAJ59

Table with columns: EXPECTED AVERAGE PROGENY VALUE, \$INDEX VALUES, CE-Dir, CE-Dtr, GL, BW, 200, 400, 600, MCWT, Milk, SS, DTC, CWT, EMA, Rib, Rump, RBY%, IMF%, ANGUS BREEDING, DOM, HEAVY GRAIN, HEAVY GRASS.

LOT 296 WELCOME SWALLOW C23 100% ANGUS RECIPIENT IDENTIFIER: CMAJ23 BIRTH DATE: 5/04/2007 STATUS: RECIPIENT

C R A BEXTOR 872 5205 608 USA13009379 B/R NEW DESIGN 036 USA036
Sire: TC ABERDEEN 759 USA15840414 Sire: YTHANBRAE HENRY VIII U8(AI)(ET) VLYU8
TC BLACKBIRD 4034 USA14844785 G A R MAX 678 USA678

Notes: Recipient carrying embryo ELLINGSON IDENTITY 9104 x CMAJ59

Table with columns: EXPECTED AVERAGE PROGENY VALUE, \$INDEX VALUES, CE-Dir, CE-Dtr, GL, BW, 200, 400, 600, MCWT, Milk, SS, DTC, CWT, EMA, Rib, Rump, RBY%, IMF%, ANGUS BREEDING, DOM, HEAVY GRAIN, HEAVY GRASS.

LOT 297 WELCOME SWALLOW H355 100% ANGUS RECIPIENT IDENTIFIER: CMAH355 BIRTH DATE: 3/09/2012 REGISTER: X

C R A BEXTOR 872 5205 608 USA13009379 B/R NEW DESIGN 036 USA036
Sire: TC ABERDEEN 759 USA15840414 Sire: YTHANBRAE HENRY VIII U8(AI)(ET) VLYU8
TC BLACKBIRD 4034 USA14844785 G A R MAX 678 USA678

Notes: Recipient carrying embryo ELLINGSON IDENTITY 9104 x CMAJ59

Table with columns: EXPECTED AVERAGE PROGENY VALUE, \$INDEX VALUES, CE-Dir, CE-Dtr, GL, BW, 200, 400, 600, MCWT, Milk, SS, DTC, CWT, EMA, Rib, Rump, RBY%, IMF%, ANGUS BREEDING, DOM, HEAVY GRAIN, HEAVY GRASS.

LOT 298 WELCOME SWALLOW G516 100% CHAROLAIS RECIPIENT

IDENTIFIER: CMAG516
BIRTH DATE: 22/09/2011

CAR DUKE 104 USA13925076
Sire: S A V HERITAGE 6295 USA15369205
S A V BLACKCAP MAY 4136 USA14739095
S A V HARVESTOR 0338 USA16687737
S A V NET WORTH 4200 USA14739204
Dam: S A V EMBLYNETTE 7749 USA15774639
SAV EMBLYNETTE DIAMOND 6377 USA12573608

HYLINE RIGHT TIME 338(ET) USA13058662
Sire: K C F BENNETT PERFORMER USA14885809
K C F MISS 589 L182 USA13852823
WELCOME SWALLOW PERFORMER F211(APR)(AI) CMAF211
ARDROSSAN CONNECTION X15(AI)(ET) NAQX15
Dam: WELCOME SWALLOW CONNECTION C222(APR)(AI) CMA222
ICM USHER Y46(APR)(AI) BICY46

Notes: Recipient carrying embryo S A V HARVESTOR x CMAF211

EXPECTED AVERAGE PROGENY VALUE													INDEX VALUES							
CE-Dir	CE-Dtr	GL	BW	200	400	600	MCWT	Milk	SS	DTC	CWT	EMA	Rib	Rump	RBV%	IMF%	ANGUS BREEDING	DOM	HEAVY GRAIN	HEAVY GRASS
-3.2	-1.6	-3.2	5.8	53	98	124	102	23	2.4	-	74	6.9	1.3	0.6	1	0.8	\$108	\$108	\$101	\$112

LOT 299 WELCOME SWALLOW GD169 100% ANGUS RECIPIENT

IDENTIFIER: CMAD169
BIRTH DATE: 27/08/2011

CAR DUKE 104 USA13925076
Sire: S A V HERITAGE 6295 USA15369205
S A V BLACKCAP MAY 4136 USA14739095
S A V HARVESTOR 0338 USA16687737
S A V NET WORTH 4200 USA14739204
Dam: S A V EMBLYNETTE 7749 USA15774639
SAV EMBLYNETTE DIAMOND 6377 USA12573608

HYLINE RIGHT TIME 338(ET) USA13058662
Sire: K C F BENNETT PERFORMER USA14885809
K C F MISS 589 L182 USA13852823
WELCOME SWALLOW PERFORMER F211(APR)(AI) CMAF211
ARDROSSAN CONNECTION X15(AI)(ET) NAQX15
Dam: WELCOME SWALLOW CONNECTION C222(APR)(AI) CMA222
ICM USHER Y46(APR)(AI) BICY46

Notes: Recipient carrying embryo S A V HARVESTOR x CMAF211

EXPECTED AVERAGE PROGENY VALUE													INDEX VALUES							
CE-Dir	CE-Dtr	GL	BW	200	400	600	MCWT	Milk	SS	DTC	CWT	EMA	Rib	Rump	RBV%	IMF%	ANGUS BREEDING	DOM	HEAVY GRAIN	HEAVY GRASS
-3.2	-1.6	-3.2	5.8	53	98	124	102	23	2.4	-	74	6.9	1.3	0.6	1	0.8	\$108	\$108	\$101	\$112

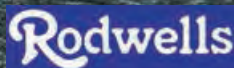


Thank you to our many loyal clients like the Ferguson family of Bowman's Forest - Thank you Edie, Craig, Karen, Rob and Brett for your support for the Welcome Swallow program!

Semen & Embryos

*Please note Bids taken will be per Embryo/Per Straw

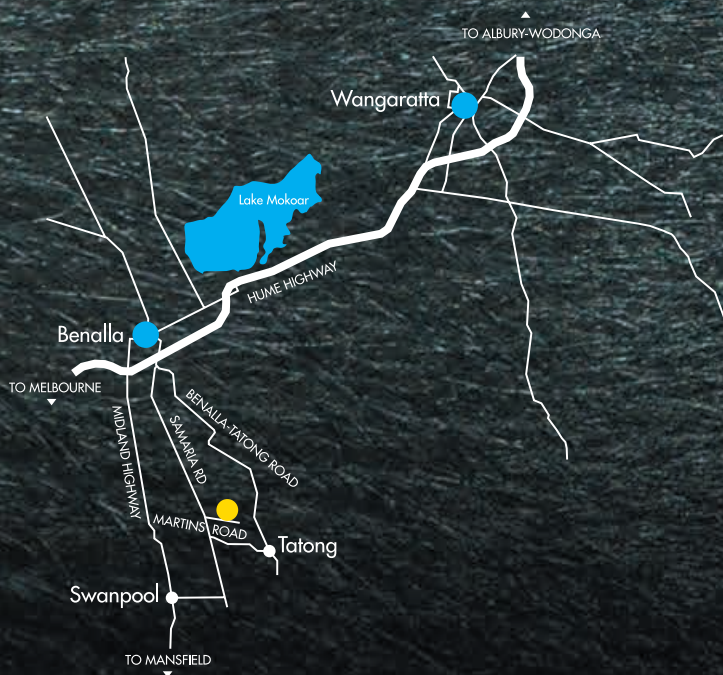
LOT	ID	SIRE	DAM	QUANTITY	STATUS	CE	DIR	DIRGL	BW	200	400	600	MCWT	MILK	SS	DTC	CWT	EMA	RIB	RUMP	RBV	IMF	ANGUS BREEDING	DOM	HEAVY GRAIN	HEAVY GRASS
300	USA16413257	ELINGSON IDENTITY 9104	CMAF211	5 x EMBRYOS	APR	-0.8	1.6	-4.1	3.8	48	87	118	94	23	1.4	-1.9	66	8.9	1.1	1.2	0.9	1.3	\$114	\$109	\$109	\$118
301	QHED62	CARABAR DOCKLANDS D62	CMAF306	4 x EMBRYOS	APR	3.6	3.8	-6.7	3.5	47	90	121	97	20	2.3	-3.3	64	7.8	1.1	1.1	0.8	1	\$125	\$117	\$121	\$127
302	USA16047404	BASIN EXCITEMENT	CMAF306	2 x EMBRYOS	APR	2.7	3.4	-6.6	3	52	97	113	99	18	1.5	N/A	72	7.4	-0.3	-0.9	1.4	0.9	\$112	\$122	\$106	\$117
303	USA16984170	R B TOUR OF DUTY 177	SEMEN	11 x STRAWS	HBR	-0.1	-0.1	-3.6	4.7	46	87	109	98	19	1.4	N/A	63	6	-2.4	-2.6	1.7	0.3	\$100	\$106	\$93	\$103
304	USA16984170	R B TOUR OF DUTY 177	SEMEN	10 x STRAWS	HBR	-0.1	-0.1	-3.6	4.7	46	87	109	98	19	1.4	N/A	63	6	-2.4	-2.6	1.7	0.3	\$100	\$106	\$93	\$103
305	USA16984170	R B TOUR OF DUTY 177	SEMEN	10 x STRAWS	HBR	-0.1	-0.1	-3.6	4.7	46	87	109	98	19	1.4	N/A	63	6	-2.4	-2.6	1.7	0.3	\$100	\$106	\$93	\$103
306	USA16984170	R B TOUR OF DUTY 177	SEMEN	10 x STRAWS	HBR	-0.1	-0.1	-3.6	4.7	46	87	109	98	19	1.4	N/A	63	6	-2.4	-2.6	1.7	0.3	\$100	\$106	\$93	\$103
307	USA16984170	R B TOUR OF DUTY 177	SEMEN	10 x STRAWS	HBR	-0.1	-0.1	-3.6	4.7	46	87	109	98	19	1.4	N/A	63	6	-2.4	-2.6	1.7	0.3	\$100	\$106	\$93	\$103
308	USA16984170	R B TOUR OF DUTY 177	SEMEN	10 x STRAWS	HBR	-0.1	-0.1	-3.6	4.7	46	87	109	98	19	1.4	N/A	63	6	-2.4	-2.6	1.7	0.3	\$100	\$106	\$93	\$103
309	USA16984170	R B TOUR OF DUTY 177	SEMEN	10 x STRAWS	HBR	-0.1	-0.1	-3.6	4.7	46	87	109	98	19	1.4	N/A	63	6	-2.4	-2.6	1.7	0.3	\$100	\$106	\$93	\$103
310	NORE11	RENNIEA EDMUND E11(AI)(ET)	SEMEN	13 x STRAWS	HBR	4.6	1.2	-7.6	1.3	38	72	90	79	15	1.6	-7.7	50	6.1	2.6	2.5	-1.7	3.7	\$124	\$109	\$139	\$113
311	USA17236055	SYDGEN BLACK PEARL 2006	SEMEN	10 x STRAWS	HBR	-0.1	2.1	-5	2.3	50	86	109	83	18	-0.1	N/A	66	7.7	-0.5	-1.6	1.3	1.3	\$117	\$115	\$116	\$117
312	USA17236055	SYDGEN BLACK PEARL 2006	SEMEN	10 x STRAWS	HBR	-0.1	2.1	-5	2.3	50	86	109	83	18	-0.1	N/A	66	7.7	-0.5	-1.6	1.3	1.3	\$117	\$115	\$116	\$117
313	USA17236055	SYDGEN BLACK PEARL 2006	SEMEN	10 x STRAWS	HBR	-0.1	2.1	-5	2.3	50	86	109	83	18	-0.1	N/A	66	7.7	-0.5	-1.6	1.3	1.3	\$117	\$115	\$116	\$117
314	USA17236055	SYDGEN BLACK PEARL 2006	SEMEN	7 x STRAWS	HBR	-0.1	2.1	-5	2.3	50	86	109	83	18	-0.1	N/A	66	7.7	-0.5	-1.6	1.3	1.3	\$117	\$115	\$116	\$117
315	USA16198796	EF COMPLEMENT	SEMEN	10 x STRAWS	HBR	3.8	3.8	-5.1	2.1	44	75	92	62	16	0.1	-4	62	8.4	1.4	2	0.2	2.1	\$116	\$115	\$113	\$117
316	USA13687063	K C F BENNETT TOTAL	SEMEN	12 x STRAWS	HBR	3.6	-0.3	-5	2.4	41	73	92	60	18	1.8	-6	66	3.9	3.7	2.4	-0.9	0.9	\$95	\$97	\$80	\$101
317	USA13687063	K C F BENNETT TOTAL	SEMEN	12 x STRAWS	HBR	3.6	-0.3	-5	2.4	41	73	92	60	18	1.8	-6	66	3.9	3.7	2.4	-0.9	0.9	\$95	\$97	\$80	\$101
318	USA13687063	K C F BENNETT TOTAL	SEMEN	12 x STRAWS	HBR	3.6	-0.3	-5	2.4	41	73	92	60	18	1.8	-6	66	3.9	3.7	2.4	-0.9	0.9	\$95	\$97	\$80	\$101
319	USA15140670	B P SPECIAL FOCUS	SEMEN	10 x STRAWS	HBR	6.2	3.8	-5.6	1.5	44	78	92	70	19	2.1	-3.4	61	4.8	0.8	0	0.4	1.4	\$98	\$108	\$89	\$102
320	USA15140670	B P SPECIAL FOCUS	SEMEN	10 x STRAWS	HBR	6.2	3.8	-5.6	1.5	44	78	92	70	19	2.1	-3.4	61	4.8	0.8	0	0.4	1.4	\$98	\$108	\$89	\$102
321	USA14218253	LCC NEW STANDARD	SEMEN	10 x STRAWS	HBR	4.2	2.2	-0.1	0.9	41	74	91	49	25	1.2	-5.1	43	8.1	1.2	0.1	0.3	2.1	\$113	\$112	\$111	\$112
322	USA13936986	WOODHILL FORESIGHT	SEMEN	13 x STRAWS	HBR	-3.3	-5.1	-4	4.8	52	91	109	81	22	3.9	-7.5	70	4.4	-0.9	0.5	0.6	1.2	\$106	\$107	\$103	\$106
323	USA13936986	WOODHILL FORESIGHT	SEMEN	13 x STRAWS	HBR	-3.3	-5.1	-4	4.8	52	91	109	81	22	3.9	-7.5	70	4.4	-0.9	0.5	0.6	1.2	\$106	\$107	\$103	\$106
324	USA15738589	WERNER WESTWARD 357	SEMEN	11 x STRAWS	HBR	4.4	4.5	-2.4	2.7	40	76	101	58	21	0.2	-4.2	55	6.4	1.2	1.2	0.1	2.6	\$127	\$117	\$134	\$124
325	USA15738589	WERNER WESTWARD 357	SEMEN	10 x STRAWS	HBR	4.4	4.5	-2.4	2.7	40	76	101	58	21	0.2	-4.2	55	6.4	1.2	1.2	0.1	2.6	\$127	\$117	\$134	\$124
326	USA15738589	WERNER WESTWARD 357	SEMEN	10 x STRAWS	HBR	4.4	4.5	-2.4	2.7	40	76	101	58	21	0.2	-4.2	55	6.4	1.2	1.2	0.1	2.6	\$127	\$117	\$134	\$124
327	USA15738589	WERNER WESTWARD 357	SEMEN	10 x STRAWS	HBR	4.4	4.5	-2.4	2.7	40	76	101	58	21	0.2	-4.2	55	6.4	1.2	1.2	0.1	2.6	\$127	\$117	\$134	\$124
328	USA15738589	WERNER WESTWARD 357	SEMEN	10 x STRAWS	HBR	4.4	4.5	-2.4	2.7	40	76	101	58	21	0.2	-4.2	55	6.4	1.2	1.2	0.1	2.6	\$127	\$117	\$134	\$124
329	USA15738589	WERNER WESTWARD 357	SEMEN	10 x STRAWS	HBR	4.4	4.5	-2.4	2.7	40	76	101	58	21	0.2	-4.2	55	6.4	1.2	1.2	0.1	2.6	\$127	\$117	\$134	\$124
330	USA15738589	WERNER WESTWARD 357	SEMEN	10 x STRAWS	HBR	4.4	4.5	-2.4	2.7	40	76	101	58	21	0.2	-4.2	55	6.4	1.2	1.2	0.1	2.6	\$127	\$117	\$134	\$124
331	USA15738589	WERNER WESTWARD 357	SEMEN	10 x STRAWS	HBR	4.4	4.5	-2.4	2.7	40	76	101	58	21	0.2	-4.2	55	6.4	1.2	1.2	0.1	2.6	\$127	\$117	\$134	\$124
332	USA15738589	WERNER WESTWARD 357	SEMEN	10 x STRAWS	HBR	4.4	4.5	-2.4	2.7	40	76	101	58	21	0.2	-4.2	55	6.4	1.2	1.2	0.1	2.6	\$127	\$117	\$134	\$124
333	USA15738589	WERNER WESTWARD 357	SEMEN	10 x STRAWS	HBR	4.4	4.5	-2.4	2.7	40	76	101	58	21	0.2	-4.2	55	6.4	1.2	1.2	0.1	2.6	\$127	\$117	\$134	\$124
334	USA15738589	WERNER WESTWARD 357	SEMEN	10 x STRAWS	HBR	4.4	4.5	-2.4	2.7	40	76	101	58	21	0.2	-4.2	55	6.4	1.2	1.2	0.1	2.6	\$127	\$117	\$134	\$124
335	USA15738589	WERNER WESTWARD 357	SEMEN	10 x STRAWS	HBR	4.4	4.5	-2.4	2.7	40	76	101	58	21	0.2	-4.2	55	6.4	1.2	1.2	0.1	2.6	\$127	\$117	\$134	\$124
336	USA13346325	K M K ALLIANCE 6595 187	SEMEN	10 x STRAWS	HBR	4.4	4.5	-2.4	2.7	40	76	101	58	21	0.2	-4.2	55	6.4	1.2	1.2	0.1	2.6	\$127	\$117	\$134	\$124
337	USA13346325	K M K ALLIANCE 6595 187	SEMEN	10 x STRAWS	HBR	-3	0.5	-2.6	4.3	54	92	119	96	17	1.1	-4.8	88	2.5	1	-0.9	-0.4	0.5	\$92	\$95	\$80	\$98
338	USA13346325	K M K ALLIANCE 6595 187	SEMEN	10 x STRAWS	HBR	-3	0.5	-2.6	4.3	54	92	119														



*Auctioneer/
Sale Manager*
Michael Glasser
m 0403 526 702

Selling Agent
Mick Curtis
m 0428 953 222

Selling Agent
Justin Way
m 0429 625 513



WELCOME SWALLOW

A N G U S

Breeding Excellence

**Jim & Suzy Martin
Brett Walker**

83 Martins Road Benalla
Victoria Australia 3673
Telephone 61 3 5767 2244
Facsimile 61 3 5767 2356
Mobile 0418 577 627

Email welcomeswallow@iinet.net.au