



# AuctionsPlus


## How To Register

1

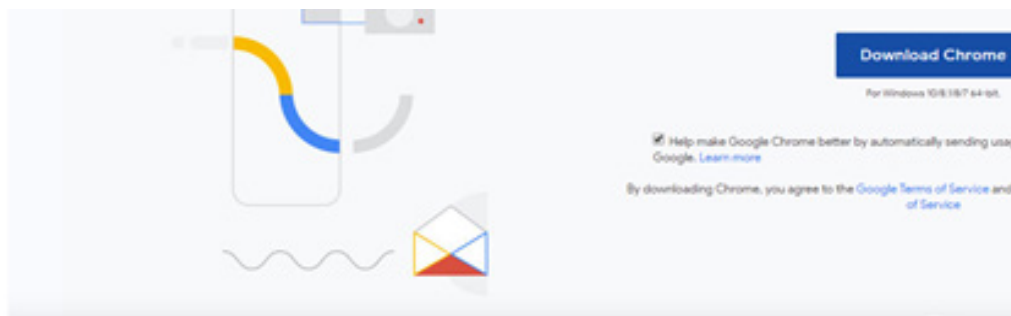
### DOWNLOAD GOOGLE CHROME

Do you have the latest Google Chrome downloaded? If unsure, please click the below link and download anyway. Google chrome is a web browser.

[www.google.com/chrome/](http://www.google.com/chrome/)



The file will now be downloaded - click the below highlighted in yellow



Google uses cookies to deliver its services, to personalize ads, and to analyze traffic. You can adjust your privacy controls anytime in your [Google settings](#).

2 ChromeSetup (1).exe



2

## AUCTIONSPLUS WEBSITE

Click on the below link which will take you to the AuctionsPlus website:

<https://staging.auctionsplus.com.au/auctionV2/New/New/#/catalogue/25264>



3

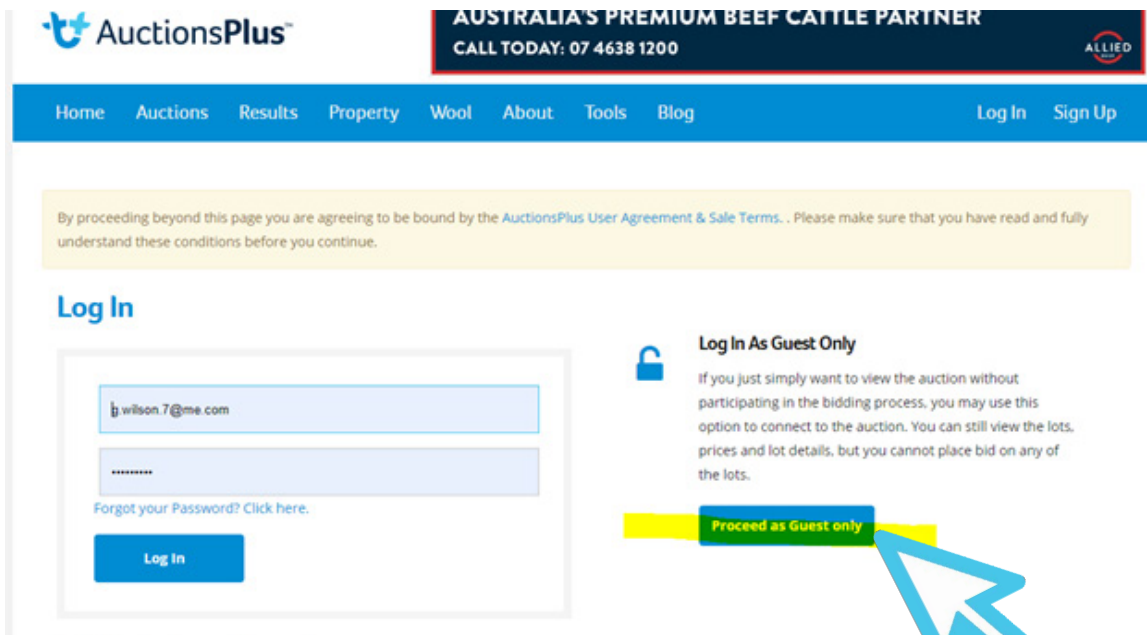
## CONNECT

Please now select the  **Connect** button beside the auction.

NB: the green 'Connect' button won't be visible until .....



Click the 'Proceed as Guest Only' button.

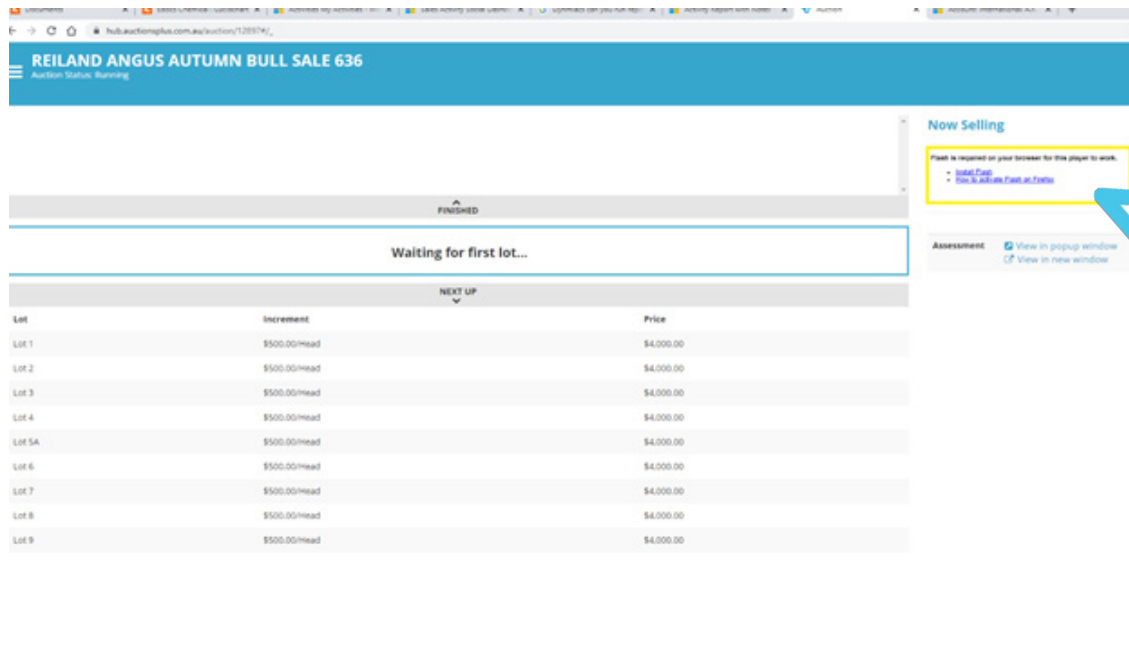


The screenshot shows the AuctionsPlus website header with the logo and navigation menu. A dark blue banner at the top right contains the text "AUSTRALIA'S PREMIUM BEEF CATTLE PARTNER" and "CALL TODAY: 07 4638 1200" with the Allied logo. The navigation menu includes Home, Auctions, Results, Property, Wool, About, Tools, Blog, Log In, and Sign Up. A yellow warning box states: "By proceeding beyond this page you are agreeing to be bound by the AuctionsPlus User Agreement & Sale Terms. . Please make sure that you have read and fully understand these conditions before you continue." Below this is the "Log In" section with a form containing an email field (wilson.7@me.com) and a password field (masked with dots). A link "Forgot your Password? Click here." is below the password field, and a blue "Log In" button is at the bottom. To the right, the "Log In As Guest Only" section features a lock icon and text: "If you just simply want to view the auction without participating in the bidding process, you may use this option to connect to the auction. You can still view the lots, prices and lot details, but you cannot place bid on any of the lots." A green "Proceed as Guest only" button is highlighted with a yellow background, and a blue mouse cursor arrow points to it.

## 4 ENTERING THE AUCTION

You will see on the right-hand side where the yellow box is on the below an **“Install Flash” button.**

Select this link. NB: If you don't already have Flash downloaded on your computer you will need to complete Step first and then return to Step 4. Ignore the 'How to activate Flash on Firefox' button.



## 5 ENABLING FLASH PLAYER TO WORK WHEN CONNECTED

Return to the webpage that has AuctionsPlus and return to the Carrfields Invitational Auction by **pushing the green ‘Connect’ button.**

Find the audio or video streaming platform on the right of the screen. You will get instructions that you need to have Flash installed (picture below) with the blue hyperlinks.

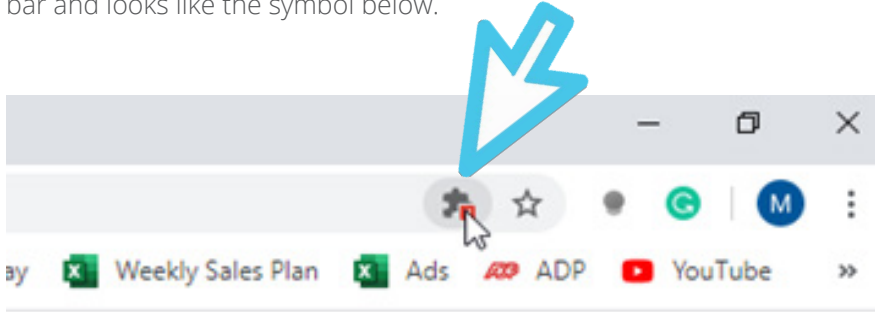
**Click on “Install Flash”**

**Flash is required on your browser for this player to work.**

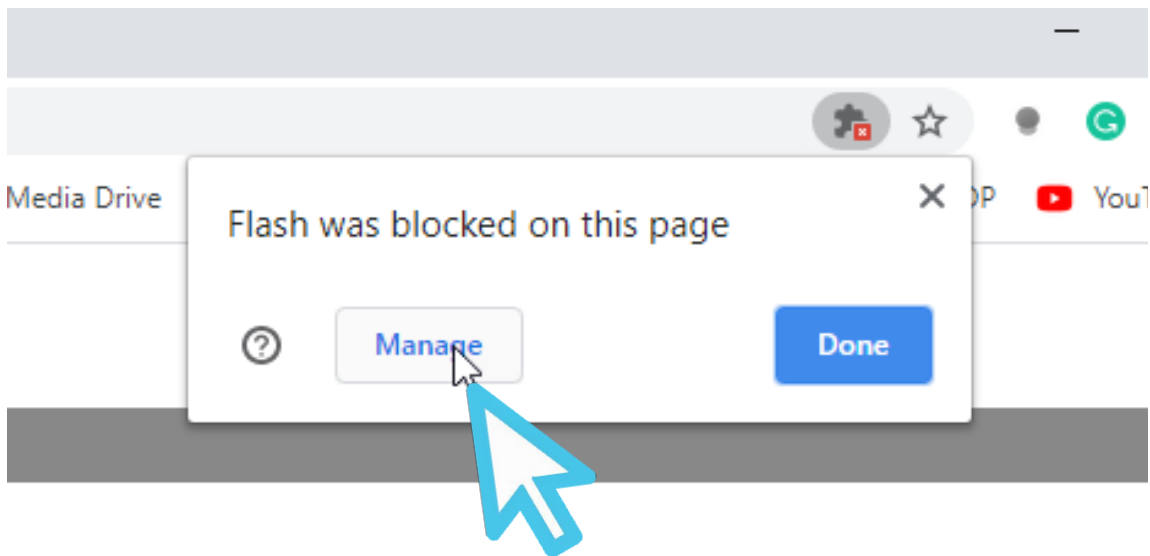


```
["avStreamType":"audio","streamName":"5","auctionId":12897,"debug":true}
```

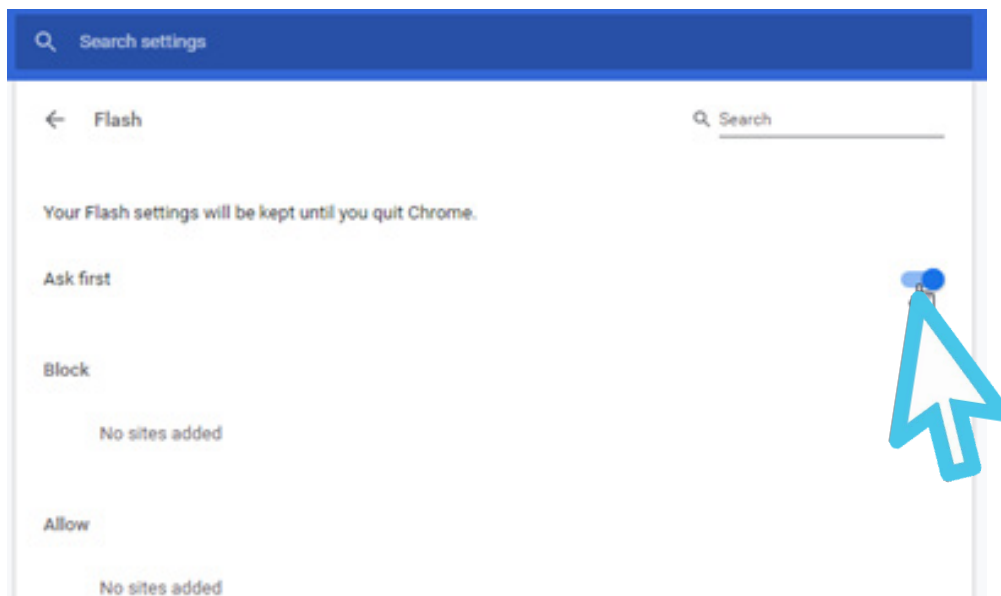
Flash will be automatically blocked on this webpage, so you need to allow your webpage to run the Flash player. The blocked Flash plugin symbol is located on the right-hand side of the search bar and looks like the symbol below.



**Click on the plugin symbol and then hit “Manage”**



This will bring up the settings page and in order to make the plugin work **turn “ask first” bar on.**

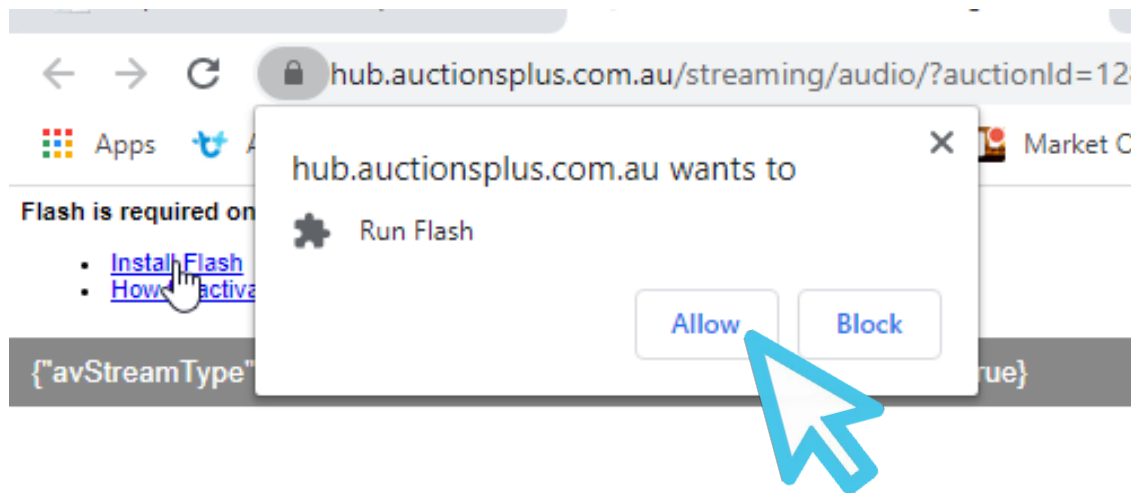


Now please refresh the web page after changing the settings.

**Click “Install Flash” again.**

This will cause a popup window to appear and ask if you want to run Flash.

**Click “Allow” on popup to run flash.**



The streaming platform should then load and all you need to do is press play to tune in. Enjoy the auction.

**Happy bidding.**

## 6

### DOWNLOADING ADOBE FLASH PLAYER

1. If you do not have flash on your computer, you will need to download it. When clicking “Install Flash” you will be prompted to download Flash player from Adobe.
2. It will open a new tab on the Adobe page asking you to download Flash.
3. Hit the yellow “Download” box
4. This will then start a download on your computer and once completed and clicked on will open the installation wizard.
5. Let the installing process take place.
6. Once completed go back to the auction and follow on from Step 4 above.