


16TH ANNUAL HEREFORD BULL SALE AND TOTAL FEMALE DISPERSAL



Sale commences 10.30am

Thursday, 16th February 2017



ARARAT BRANCH
Neil Cooper
Nick Gray

03 5352 2460
0419 600 354
0438 833 090

STUD STOCK

Ross Milne
Jim Bruce
Andy McGeoch
Andrew Meara
Josh Crosby

Stud Stock and Sales Manager
Stud Stock Albury
Stud Stock NSW
Stud Stock QLD
Stud Stock NSW

0408 057 558
0419 600 355
0418 739 470
0427 210 634
0428 634 658



Guest Auctioneer:

Michael Glasser

Ph: 0403 526 702

Email: michael@gtsm.net.au

Web: www.gtsm.net.au



AuctionsPlus

Buy and Sell stock nationally

Peter Rollason

0419 600 323



LOT 3

L026 is the most exciting stud sire ever produced here at Bowmont. He is just so complete! The physical capacity and muscle expression which he displays, must be seen to be believed. He stands on the perfect feet and legs with a tremendous wide base. L026 has an EBV set which is at the very pointy end of the breed. His indexes are all in the Top 10% of the breed.

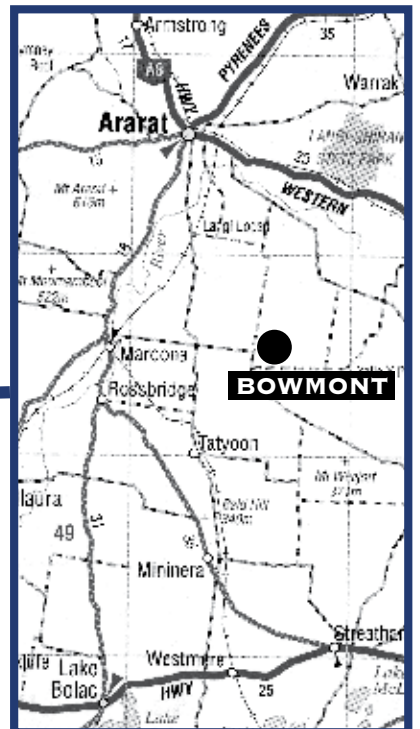
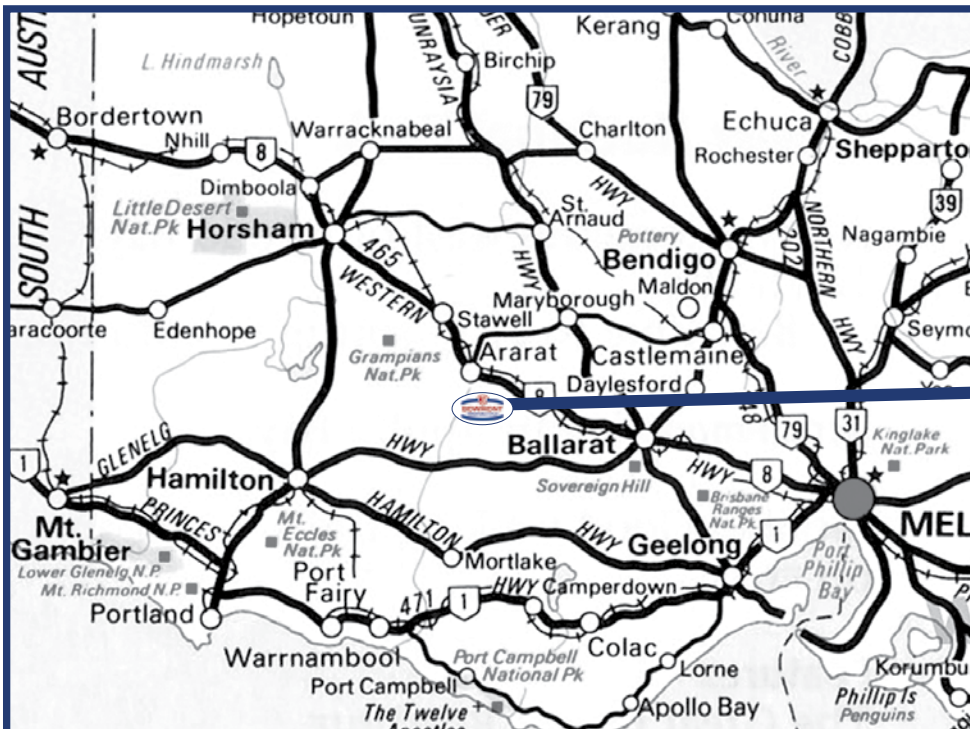
This bull is an outcross sire which comes with our highest recommendation. He was used as a joining sire in our AI program and all remaining semen goes with the sale of the bull.



LOT 49



LOT 50



POSTAGE
PAID
AUSTRALIA





**"BOWMONT"
2017 HEREFORD BULLS SALE
AND TOTAL FEMALE DISPERSAL**

A/c GONLIN PTY/LTD,
Telephone (03) 5354 0575, Fax (03) 5354 0675

Sam Mobile 0428 540 575
Email: sam@bowmont.com.au
Web: www.bowmont.com.au

Thursday, 16th February 2017

Sale will be interfaced with AuctionPlus

Weights and scrotal circumferences will be available on sale day.

Inspection commences 8 am

Sale commences 10.30 am

Rebate: 2% to outside agents. Agents must accompany and sign the buyers instruction sheet to be eligible for a rebate. 1% will be paid to agencies who settle on a buyers behalf but do not attend the sale.

WELCOME TO BOWMONT

Welcome to the 2017, 16th annual Bowmont bull sale and Total Female Dispersal. Finally, after several challenging seasons because of lack of rain we have the season we have longed for.

It is sad day for our family as we disperse our beloved whiteface cow herd, but also a day where we are extremely proud to offer the industry our best drop of bulls to date, and a cow herd which is packed full of profit driving performance. Our sale bulls are a true reflection of the direction which we have taken this herd over the years. They are moderate and thick with magnificent weight for age. Amongst the draft I believe there is 6 to 8 genuine stud sire prospects by new and exciting sires.

The sale of our cow herd presents an opportunity which rarely comes around; to tap into the strength of our stringent breeding program, which has been bred in over the last 43 years. All mature females have been AI'd to industry leading sires and backed up with the same.

Our beef industry is in a position never seen before and in most parts a season to match. I've spoken to a lot of producers over the years and none can remember the day when a B-Double load of feeder steers was worth \$150,000 or the equivalent in years gone by. There has never been a more important time for producers to be on top of their game and seize the opportunity which is presented.

It is very gratifying to see so many of our long-term clients being rewarded for the investment they have made in genetics over the years. We wish all those producers the best in the sales of calves in the coming weeks and hope to see the Bowmont Blood sign proudly stamped on the pen cards.

For further information on this sale please follow our face book page or check our web site for regular updates.

Our field day is on Monday 30th of January where all sale bulls and a large cross section of the females will be on display. We look forward to seeing everyone on the 16th of February for the sale, and we welcome any enquiries beforehand.

Regards
The King Family

BREEDPLAN EXPLANATORY NOTES	
BWT	Birth weight EBV (kg) is based the measured birth weight of animals, adjusted for dam age.
200- DAY MILK	(kg) Is an estimate of an animals milking ability. For sires, this EBV is indicative of the daughter's milking ability as it affects the 200 day weight of calves.
200- DAY GROWTH	(kg) is calculated from the weight of animals taken between 80 and 300 days of age. Values are adjusted to 200 days and for age of dam. This EBV is the best single estimate of an animal's genetic merit for growth to early ages.
400- DAY WEIGHT	(kg) is calculated from the weight of progeny taken between 301 and 500 days of age, adjusted to 400 days and for age of dam. This is the best single estimate of an animal's genetic merit for yearling weight.
600- DAY WEIGHT	(kg) is calculated from the weight of progeny taken between 501 and 900 days of age, adjusted to 600 days and for age of dam. This EBV is the best single estimate of an animal's genetic merit for growth beyond yearling age.
SS- SCROTAL SIZE	(cm) is an indicator of male fertility in regards to semen quality. Higher (positive) EBV's indicate higher fertility. SS is also positively associated with female fertility.
CWT	Carcase weight EBV (kg) estimates the genetic different in carcase weight at a standard age of 650 days.
EMA	Bulls with positive EBV's are expected to produce progeny with larger eye muscle area than progeny with negative EBV's.
FAT DEPTH	Bulls with negative EBV's are expected to produce progeny that will be relatively leaner than bulls with positive EBV's.
SCROTAL SIZE	Bulls with positive EBVS are expected to produce male progeny that are relatively more fertile and to produce female progeny that reach puberty earlier than will the progeny of negative EBV bulls.
CARCASE YIELD (RBY%)	Bulls with positive EBV's for RBY% can be expected to produce progeny that are higher yielding @300kg HSCW than progeny from negative sires. Selection for this trait needs to be balanced with other growth and fertility traits.
INTRA-MUSCULAR FAT % (IMF%)	Selection of bulls positive for IMF will improve marbling performance of their progeny. For significant increase in marbling score, above average IMF sires need to be joined to above average IMF females.

SALE ARRANGEMENTS.

TRANSPORT

Stephen Smith of Dick Smith Transport will be available to take delivery instructions on sale day. He can be contacted on 02 68822463 Mob 0482636236. **Please note that there is no freight rebate to be paid by the vendor. All freight cost will be at the purchases**

REBATE

A 2% rebate will be given to all outside agents who comply with stipulations stated on page 1. For agents not in attendance but settling accounts on a clients behalf a 1% rebate will be given.

HERD HEALTH

All sale bulls have been tested for BVDV PI and tested negative.

Sale bulls have been vaccinated with 7-in -1.

Sale bulls have been vaccinated with Pestiguard.

Sale bulls have been vaccinated with Vibriovax

Sale bulls have been drenched with Dectomax injectable broad spectrum drench.

Bowmont herd is accredited brucellosis free.

Bowmont is Beef Only

All sale bulls have undergone a semen evaluation test and passed in accordance with the Herefords Australia semen evaluation testing standard. This will be conducted by Total Livestock Genetics.

PREGNANCY TESTS:

All pre testing will be done by Dr John Brennan from the Ararat Veterinary Clinic and all detectable pregnancy results will be available.

ACCOMODATION

There are a number of motels in Ararat which is 20 minutes travel from Bowmont. Following are the contacts for some of them.

Ararat Southern Cross Motor Inn- 03 53 521341

Ararat Colonial Lodge Motel- 03 53 524644

Ararat Motor Inn- 03 53 522521

Ararat Statesman Motor Inn- 03 53 524111

AERODROME

Clients wishing to travel by air are to land at Ararat Aerodrome and contact the vendor or selling agent to arrange pickup. Bowmont is located 2 hours by car from Melbourne Airport.

PLEASE NOTE

Bowmont sale staff and representatives accept no responsibility for any accidents that may occur. Any person attending does so at their own risk. All care has been taken in compiling this catalogue to ensure that the information is accurate, but no responsibility is accepted for any errors or omissions that may have occurred.

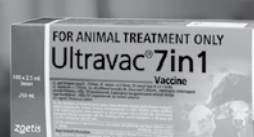
zoetis

MISSING LEPTOSPIROSIS VACCINATIONS COULD LAY YOU OFF WORK FOR MONTHS

In addition to reducing the reproductive performance of beef and dairy herds, leptospirosis can spread from cattle to humans and develop into an ongoing chronic-fatigue-like illness

Don't risk your family, your employees, yourself or your herd. Vaccinate your cattle with Ultravac® 7in1*, the only 7in1 that prevents shedding of leptospire, and can be used in calves from 4 weeks of age.


Protection against leptospirosis and clostridial diseases



FOR MORE INFORMATION, SPEAK TO YOUR ZOETIS REPRESENTATIVE OR CALL 1800 963 847

*See product leaflet for details of administration and product claims.

Zoetis Australia Pty Ltd. ABN 94 156 476 425. Level 6, 5 Rider Boulevard, Rhodes NSW 2138 © 2016 Zoetis Inc. All rights reserved. ZL0454 08/16.

Lot No	Animal Ident	Calv. Ease Direct	Calving Ease Daughters	Gestation Length	BirthWt	200 Day Wt	400 Day Wt	600 Day Wt	Mat Cow Wt	Milk	Scrotal Size	Days to Calving	Carcase Wt	Eye Muscle Area	Rib Fat	Rump Fat	Retail Beef Yield	IMF
1	GRKL014	-0.3	-0.6	-0.2	+5.6	+32	+62	+88	+89	+16	+4.0	-2.8	+52	+2.7	+0.5	+0.6	+0.1	+0.5
2	GRKL015	-0.3	-0.6	-0.2	+5.7	+35	+64	+90	+90	+16	+2.8	-1.8	+55	+2.5	+0.1	+0.0	+0.2	+0.5
3	GRKL026	-2.2	+3.8	-1.4	+4.0	+34	+61	+86	+78	+19	+3.3		+65	+5.5	+1.3	+1.9	+0.9	+0.6
4	GRKL057	-10.4	-0.5	+1.1	+6.3	+40	+72	+105	+107	+12	+3.6		+68	+3.8	+0.9	+1.4	+0.1	+1.1
5	GRKL043	+6.9	+4.1	-0.5	+1.6	+28	+46	+63	+44	+18	+2.8		+44	+3.1	+0.1	+0.2	+0.9	+0.6
6	GRKL044	+5.9	+2.9	-0.5	+2.1	+30	+47	+64	+44	+16	+2.3		+47	+3.5	+0.9	+1.6	+0.4	+0.5
7	GRKL024	+9.0	+3.9	-2.3	-0.8	+23	+43	+59	+35	+17	+1.5	-2.0	+48	+3.8	+1.2	+2.1	+0.1	+1.4
8	GRKL071	-0.4	+1.7	+0.4	+4.1	+32	+58	+79	+78	+15	+2.4		+53	+4.8	+0.2	+0.8	+0.6	+1.0
9	GRKL073	-0.8	+2.2	+1.4	+4.0	+28	+48	+67	+57	+16	+1.3	-1.1	+46	+5.6	+0.0	+0.4	+1.8	-0.1
10	GRKL038	-1.7	+1.2	+0.3	+5.0	+33	+48	+68	+50	+15	+1.4		+45	+5.1	+0.8	+1.6	+0.7	+0.8
11	GRKL027	+0.1	-1.8	-1.9	+6.0	+37	+56	+76	+66	+16	+1.9	-1.5	+47	+2.6	+0.7	+0.7	-0.1	+0.9
12	GRKL034	-4.2	+0.7	-1.4	+6.6	+36	+57	+88	+84	+12	+1.6	-1.5	+54	+4.5	-0.5	-0.6	+2.1	-0.3
13	GRKL033	-6.4	-1.8	-1.1	+6.6	+41	+66	+94	+80	+18	+1.9		+60	+4.1	+0.7	+1.2	+0.9	+0.8
14	GRKL050	-9.4	+1.8	+0.6	+6.4	+37	+66	+100	+79	+15	+3.9		+59	+4.3	+1.3	+1.6	+1.1	+1.0
15	GRKL028	+2.2	+2.1	-2.4	+4.8	+27	+50	+70	+74	+15	+2.0	-2.0	+42	+2.2	+0.0	-0.3	+0.6	+0.1
16	GRKL067	-0.7	+3.2	-1.0	+4.3	+29	+45	+64	+49	+16	+0.1	-1.3	+39	+3.7	+0.5	+1.1	+0.6	+0.1
17	GRKL075	-6.6	+0.2	+1.3	+8.1	+39	+70	+100	+98	+15	+2.8	-2.0	+59	+5.6	+0.2	+0.8	+0.9	+0.8
18	GRKL103	-4.9	-0.3	-0.3	+6.1	+33	+48	+70	+50	+17	+1.5							
19	GRKL062	-9.0	+0.8	+1.6	+8.4	+41	+72	+103	+99	+14	+3.3	-2.7	+58	+5.3	+0.4	+1.1	+1.1	+0.6
20	GRKL078	-4.1	+0.8	-0.2	+6.7	+39	+57	+85	+68	+18	-0.2		+51	+3.2	+0.0	+0.0	+1.1	+0.1
21	GRKL099	+0.4	+1.9	-1.2	+4.4	+30	+45	+66	+43	+16	+1.2		+39	+2.6	+0.0	+0.0	+1.0	+0.5
22	GRKL053	+2.6	+1.2	-1.7	+4.1	+30	+56	+80	+75	+18	+2.9		+51	+3.1	+0.7	+0.8	+0.3	+1.0
24	GRKL119	-8.4	-2.0	+2.1	+7.7	+36	+55	+85	+66	+12	+2.5		+44	+3.8	+0.0	+0.0	+1.2	+0.8
25	GRKL087	-1.8	+0.6	+1.5	+6.5	+29	+49	+73	+77	+14	+2.3	-3.2	+38	+2.8	+0.7	+0.8	+0.6	+0.4
26	GRKL051	-2.6	-0.4	+0.8	+6.9	+34	+64	+92	+103	+13	+3.2	-1.9	+52	+2.5	+0.5	+0.6	-0.3	+0.8
27	GRKL010	+9.3	+5.3	-4.9	+1.0	+27	+46	+66	+45	+22	+1.9		+54	+4.9	+0.9	+1.4	+1.1	+0.5
28	GRKL006	+7.1	+4.2	-3.6	+2.7	+34	+55	+79	+53	+20	+1.9		+57	+4.0	+0.8	+1.3	+1.0	+0.4
29	GRKL069	+2.0	+0.4	+0.5	+4.0	+29	+53	+76	+75	+17	+3.9		+49	+2.5	+1.0	+1.3	-0.8	+1.5
30	GRKL083	+0.6	+0.4	+1.5	+5.8	+34	+57	+76	+67	+18	+2.6	-2.3	+48	+3.1	+0.2	-0.1	+0.8	-0.1
31	GRKL125	-3.0	+1.0	-0.4	+5.7	+34	+42	+65	+42	+19	+1.6		+36	+2.8	+0.4	+0.6	+1.0	+0.2
32	GRKL019	+7.1	+4.6	-3.0	+2.6	+34	+49	+72	+44	+20	+1.5		+52	+3.0	+0.7	+1.2	+0.6	+0.2
33	GRKL102	-3.7	+0.3	+0.3	+5.8	+33	+46	+68	+53	+15	+1.6		+41					
34	GRKL055	-1.6	+1.9	-0.9	+3.8	+24	+43	+65	+69	+13	+3.6	-3.7	+41	+4.2	+0.2	+0.4	+1.4	-0.1
35	GRKL009	+1.4	+3.8	-1.0	+3.4	+27	+43	+63	+70	+13	+3.0	-3.5	+39	+3.3	+0.5	+1.1	+0.2	+0.5
36	GRKL095	+1.4	+0.5	+0.6	+3.1	+25	+37	+57	+26	+16	+1.6		+37	+4.8	+1.1	+1.5	+0.8	+1.3
37	GRKL029	-5.2	-2.5	-1.1	+5.0	+34	+58	+77	+77	+12	+0.3	+0.6	+54	+5.3	-0.1	+0.1	+1.5	
38	GRKL140	-4.0	-1.7	+1.7	+6.3	+33	+53	+74	+68	+20	+3.5		+38	+1.6	+0.1	-0.1	+0.3	+0.4
39	GRKL074	-4.1	-3.9	+0.6	+6.5	+34	+56	+82	+79	+11	+1.3		+46	+2.7	+0.2	+0.3	+0.8	+0.4
40	GRKL114	-0.8	-1.9	-0.6	+5.8	+34	+56	+82	+80	+15	+1.6		+49	+2.2	-0.3	-0.4	+1.4	-0.6
41	GRKL136	-6.7	-2.9	+0.8	+7.8	+41	+65	+92	+84	+13	+1.3		+54	+3.6	+0.1	+0.2	+1.1	+0.4
42	GRKL133	-6.5	-6.0	+1.8	+5.6	+32	+55	+76	+68	+14	+1.4		+45	+3.4	+1.0	+1.6	+0.1	+1.2
43	GRKL117	-0.5	-2.7	-0.1	+3.8	+26	+41	+58	+46	+13	+0.8		+34	+2.3	-0.1	-0.1	+1.1	-0.2
44	GRKL143	-4.8	-4.1	+0.5	+6.7	+33	+51	+78	+79	+12	+2.6		+45	+2.6	+0.1	+0.2	+1.0	-0.4
45	GRKL163	-2.9	-2.7	-0.2	+6.4	+34	+57	+83	+67	+14	+3.0		+50	+4.0	+0.4	+0.6	+1.3	+0.4
46	GRKL132	-2.7	-2.8	+1.0	+5.1	+31	+52	+73	+54	+11	+1.6		+43	+2.7	+0.7	+1.1	+0.5	+0.5
47	GRKL152	-0.7	-1.1	+0.0	+5.2	+31	+50	+73	+53	+16	+2.5		+45	+2.8	+0.3	+0.3	+1.3	-0.3
48	GRKL158	-2.6	-1.5	+1.6	+5.4	+27	+50	+71	+79	+12	+2.9		+40	+3.0	+0.3	+0.7	+0.3	+0.5
		Calv. Ease Direct	Calving Ease Daughters	Gestation Length	BirthWt	200 Day Wt	400 Day Wt	600 Day Wt	Mat Cow Wt	Milk	Scrotal Size	Days to Calving	Carcase Wt	Eye Muscle Area	Rib Fat	Rump Fat	Retail Beef Yield	IMF
BREED AVG - 2013 BORN CALVES		-0.1	+1.0	-0.1	+4.3	+29	+47	+67	+63	+13	+1.6	-2.0	+41	+2.7	+0.3	+0.3	+0.8	+0.2

REFERENCE SIRES

1	<p>ALLENDALE WASHINGTON K5 (ET) (P) Calved: 12/02/2014 Tattoo: K5 ID No: AEDK5</p> <table border="1" style="width: 100%; border-collapse: collapse;"> <tr><th colspan="2">MARKET INDEX VALUES</th></tr> <tr><td>Supermarket</td><td style="text-align: right;">+\$83</td></tr> <tr><td>Grass Fed</td><td style="text-align: right;">+\$79</td></tr> <tr><td>Grain Fed</td><td style="text-align: right;">+\$94</td></tr> <tr><td>EU</td><td style="text-align: right;">+\$90</td></tr> </table> <p>Traits Observed: GL,CE,BWT,200WT(x2),400WT,SS,FAT,EMA,IMF,DOC</p>	MARKET INDEX VALUES		Supermarket	+\$83	Grass Fed	+\$79	Grain Fed	+\$94	EU	+\$90	<p>BOBANKEN PACIFIC P143 (AI) (P) ALLENDALE KING KONG 2 (S) ALLENDALE DAISY M7 (H)</p> <p>ALLENDALE NATIONAL W168 (P) ALLENDALE FEDERATION 3 (AI) (P) ALLENDALE CORA R22 (P) ALLENDALE CORA N100 (P)</p> <p>ALLENDALE MUSKETEER (AI) (S) ALLENDALE OVERTON (P) ALLENDALE FANCY R43 (P)</p> <p>ALLENDALE FANCY Z59 (P) MARKOWEN GENERAL (P) ALLENDALE FANCY V35 (P) ALLENDALE FANCY M29 (AI) (P)</p>
MARKET INDEX VALUES												
Supermarket	+\$83											
Grass Fed	+\$79											
Grain Fed	+\$94											
EU	+\$90											
Purchaser: \$:.....												

	December 2016 Hereford GROUP BREEDPLAN										
	BW	Scrotal	Milk	200G	400G	600G	EMA	Rib	Rump	RBV	IMF
	EBV	+5.7	+2.0	+12	+36	+57	+75	+4.2	+1.5	+2.6	-0.1
ACC%	72%	74%	64%	69%	69%	69%	60%	63%	65%	62%	62%

2	<p>BOWMONT HUSTLER L026 (AI) (S) Calved: 08/07/2015 Tattoo: L026 ID No: GRKL026</p> <table border="1" style="width: 100%; border-collapse: collapse;"> <tr><th colspan="2">MARKET INDEX VALUES</th></tr> <tr><td>Supermarket</td><td style="text-align: right;">+\$107</td></tr> <tr><td>Grass Fed</td><td style="text-align: right;">+\$103</td></tr> <tr><td>Grain Fed</td><td style="text-align: right;">+\$118</td></tr> <tr><td>EU</td><td style="text-align: right;">+\$118</td></tr> </table> <p>Traits Observed: GL,CE,BWT,200WT(x2),400WT,SS,FAT,EMA,IMF,DOC</p>	MARKET INDEX VALUES		Supermarket	+\$107	Grass Fed	+\$103	Grain Fed	+\$118	EU	+\$118	<p>DOONBIDDIE HUSTLER (AI) (P) ARDO HUSTLER 4110 (IMP NZL) (P) ARDO AMETHYST 730 (P)</p> <p>ELITE 4110 H297 (AI) (P) KOANUI ROCKET 0219 (IMP NZL) (P) ELITE FAVOURITE 0219 C133 (AI) (P) SOUTH BUKALONG FAVOURITE 148 (AI) (P)</p> <p>KURRAJONG PARK B144 (P) YAVENVALE EINSTEIN E344 (P) YAVENVALE DOREEN C119 (P)</p> <p>BOWMONT MARITANA J048 (AI) (P) ALLENDALE WATERHOUSE D1 (P) BOWMONT MARITANA G046 (AI) (P) BOWMONT MARITANA D071 (H#)</p>
MARKET INDEX VALUES												
Supermarket	+\$107											
Grass Fed	+\$103											
Grain Fed	+\$118											
EU	+\$118											
Purchaser: \$:.....												

	December 2016 Hereford GROUP BREEDPLAN										
	BW	Scrotal	Milk	200G	400G	600G	EMA	Rib	Rump	RBV	IMF
	EBV	+4.0	+3.3	+19	+34	+61	+86	+5.5	+1.3	+1.9	+0.9
ACC%	71%	75%	41%	65%	65%	64%	47%	51%	56%	49%	49%

3	<p>BOWMONT ECLIPSE K016 (AI) (P) Calved: 06/07/2014 Tattoo: K016 ID No: GRKK016</p> <table border="1" style="width: 100%; border-collapse: collapse;"> <tr><th colspan="2">MARKET INDEX VALUES</th></tr> <tr><td>Supermarket</td><td style="text-align: right;">+\$91</td></tr> <tr><td>Grass Fed</td><td style="text-align: right;">+\$85</td></tr> <tr><td>Grain Fed</td><td style="text-align: right;">+\$99</td></tr> <tr><td>EU</td><td style="text-align: right;">+\$101</td></tr> </table> <p>Traits Observed: GL,CE,BWT,200WT(x2),400WT,SS,FAT,EMA,IMF,DOC</p>	MARKET INDEX VALUES		Supermarket	+\$91	Grass Fed	+\$85	Grain Fed	+\$99	EU	+\$101	<p>WIRRUNA ABERCORN (AI) (P) ALLENDALE YEMEN E39 (P) ALLENDALE FANCY A158 (AI) (ET) (S)</p> <p>ALLENDALE COLLINGWOOD G20 (AI) (P) HEATHERDALE MAGNUM C97 (P) ALLENDALE BLUE MIST E13 (P) HEATHERDALE BLUE MIST C25 (AI) (P)</p> <p>ALLENDALE SUPERSTAR B28 (AI) (ET) (S) ALLENDALE YALLAROI 2 (AI) (TW) (P) ALLENDALE FANCY A181 (AI) (P)</p> <p>BOWMONT QUEEN H021 (AI) (P) BOWEN VINCENT V1 (S) BOWMONT QUEEN D003 (AI) (H#) BOWMONT QUEEN B659 (AI) (TW) (H)</p>
MARKET INDEX VALUES												
Supermarket	+\$91											
Grass Fed	+\$85											
Grain Fed	+\$99											
EU	+\$101											
Purchaser: \$:.....												

	December 2016 Hereford GROUP BREEDPLAN										
	BW	Scrotal	Milk	200G	400G	600G	EMA	Rib	Rump	RBV	IMF
	EBV	+6.7	+3.0	+17	+39	+56	+83	+3.1	+0.6	+0.9	+0.6
ACC%	72%	74%	41%	66%	66%	65%	48%	52%	57%	50%	51%

4	<p>WIRRUNA JUSTIN J13 (AI) (P) Calved: 06/08/2013 Tattoo: J13 ID No: WNAJ13</p> <table border="1" style="width: 100%; border-collapse: collapse;"> <tr><th colspan="2">MARKET INDEX VALUES</th></tr> <tr><td>Supermarket</td><td style="text-align: right;">+\$121</td></tr> <tr><td>Grass Fed</td><td style="text-align: right;">+\$122</td></tr> <tr><td>Grain Fed</td><td style="text-align: right;">+\$143</td></tr> <tr><td>EU</td><td style="text-align: right;">+\$135</td></tr> </table> <p>Traits Observed: GL,CE,BWT,200WT(x2),400WT,SS,FAT,EMA,IMF,DOC</p>	MARKET INDEX VALUES		Supermarket	+\$121	Grass Fed	+\$122	Grain Fed	+\$143	EU	+\$135	<p>YARRAM HOT SHOT P028 (AI) (H) CAPETHORNE HOT SHOT 03 22 (P) CAPETHORNE AMETHYST U21 (P)</p> <p>MATARIKI HOLY - SMOKE (IMP NZL) (P) KOANUI BULL'S-EYE R60 (P) MATARIKI GIRLIE 00323 (P) MATARIKI GIRLIE 3 (P)</p> <p>WIRRUNA ABERCORN (AI) (P) WIRRUNA ELDAD E107 (AI) (P) WIRRUNA FLORA B21 (AI) (ET) (P)</p> <p>WIRRUNA DOREEN G393 (P) SOUTH BUKALONG WALLACE 2 (P) WIRRUNA DOREEN E42 (AI) (H#) WIRRUNA DOREEN C9 (AI) (P)</p>
MARKET INDEX VALUES												
Supermarket	+\$121											
Grass Fed	+\$122											
Grain Fed	+\$143											
EU	+\$135											
Purchaser: \$:.....												

	December 2016 Hereford GROUP BREEDPLAN										
	BW	Scrotal	Milk	200G	400G	600G	EMA	Rib	Rump	RBV	IMF
	EBV	+1.2	+2.0	+15	+37	+57	+71	+4.9	+1.7	+2.7	+0.6
ACC%	95%	81%	57%	84%	82%	80%	61%	66%	71%	64%	67%

REFERENCE SIRES

5	GLENTREVOR WALLACE H427 (AI) (P) Calved: 08/08/2012 Tattoo: H427 ID No: HYAH427	<p>VALMA WALKER (P) SOUTH BUKALONG WALKER 6 (AI) (P) SOUTH BUKALONG CIRCE 73 (P)</p> <p>SOUTH BUKALONG WALLACE 2 (P) WIRRUNA SHAW (AI) (P) SOUTH BUKALONG VICTORIA 152 (P) SOUTH BUKALONG VICTORIA 109 (P)</p> <p>KOANUI ROCKET 0219 (IMP NZL) (P) GLENTREVOR ROCKET D016 (AI) (P) GLENTREVOR MARITANA A720 (AI) (H)</p> <p>GLENTREVOR MARITANA F240 (P) FELTONS JEDI 154 (IMP USA) (P) GLENTREVOR MARITANA C925 (AI) (P) GLENTREVOR MARITANA Z633 (AI) (H)</p>										
	<table border="1" style="width:100%; border-collapse: collapse;"> <tr><th colspan="2">MARKET INDEX VALUES</th></tr> <tr><td>Supermarket</td><td style="text-align:right;">+\$116</td></tr> <tr><td>Grass Fed</td><td style="text-align:right;">+\$119</td></tr> <tr><td>Grain Fed</td><td style="text-align:right;">+\$143</td></tr> <tr><td>EU</td><td style="text-align:right;">+\$128</td></tr> </table> <p>Traits Observed: GL,BWT,200WT,SS,FAT,EMA,IMF</p>	MARKET INDEX VALUES		Supermarket	+\$116	Grass Fed	+\$119	Grain Fed	+\$143	EU	+\$128	
MARKET INDEX VALUES												
Supermarket	+\$116											
Grass Fed	+\$119											
Grain Fed	+\$143											
EU	+\$128											
	Purchaser: \$:.....											

	December 2016 Hereford GROUP BREEDPLAN										
	BW	Scrotal	Milk	200G	400G	600G	EMA	Rib	Rump	RBY	IMF
EBV	-2.8	+2.6	+21	+26	+43	+57	+4.5	+1.6	+2.5	+0.4	+1.2
ACC%	93%	88%	57%	89%	88%	85%	67%	71%	76%	69%	74%

6	ALLENDALE COLLINGWOOD G20 (AI) (P) Calved: 04/04/2011 Tattoo: G20 ID No: AEDG20	<p>MOUNT DIFFICULT FELLIS Y12 (AI) (P) WIRRUNA ABERCORN (AI) (P) WIRRUNA GOLDEN VANITY R94 (AI) (P)</p> <p>ALLENDALE YEMEN E39 (P) BRAXTON WESTWIND 120M (IMP NZL) (P) ALLENDALE FANCY A158 (AI) (ET) (S) ALLENDALE FANCY V190 (AI) (P)</p> <p>HEATHERDALE OPIUM U78 (AI) (P) HEATHERDALE MAGNUM C97 (P) HEATHERDALE ALMOND JOY Z237 (P)</p> <p>ALLENDALE BLUE MIST E13 (P) HEATHERDALE SOVEREIGN V11 (P) HEATHERDALE BLUE MIST C25 (AI) (P) HEATHERDALE BLUE MIST Z140 (P)</p>										
	<table border="1" style="width:100%; border-collapse: collapse;"> <tr><th colspan="2">MARKET INDEX VALUES</th></tr> <tr><td>Supermarket</td><td style="text-align:right;">+\$66</td></tr> <tr><td>Grass Fed</td><td style="text-align:right;">+\$65</td></tr> <tr><td>Grain Fed</td><td style="text-align:right;">+\$81</td></tr> <tr><td>EU</td><td style="text-align:right;">+\$75</td></tr> </table> <p>Traits Observed: GL,BWT,200WT,SS,FAT,EMA,IMF</p>	MARKET INDEX VALUES		Supermarket	+\$66	Grass Fed	+\$65	Grain Fed	+\$81	EU	+\$75	
MARKET INDEX VALUES												
Supermarket	+\$66											
Grass Fed	+\$65											
Grain Fed	+\$81											
EU	+\$75											
	Purchaser: \$:.....											

	December 2016 Hereford GROUP BREEDPLAN										
	BW	Scrotal	Milk	200G	400G	600G	EMA	Rib	Rump	RBY	IMF
EBV	+4.1	+0.9	+18	+28	+35	+51	+2.9	+0.7	+0.9	+0.5	+0.6
ACC%	92%	89%	56%	88%	88%	85%	65%	69%	75%	67%	73%

7	ALLENDALE WASHINGTON G82 (ET) (P) Calved: 24/05/2011 Tattoo: G82 ID No: AEDG82	<p>ALLENDALE ROSEMOUNT 2 (AI) (P) ALLENDALE VAGABOND A74 (AI) (P) SUZELLE MARLINE U54 (AI) (ET) (P)</p> <p>ALLENDALE WATERHOUSE D1 (P) ALLENDALE LANDLORD 3 (AI) (P) ALLENDALE MARLINE X185 (P) ALLENDALE MARLINE U46 (AI) (P)</p> <p>ALLENDALE MUSKETEER (AI) (S) ALLENDALE OVERTON (P) ALLENDALE FANCY R43 (P)</p> <p>ALLENDALE FANCY Z59 (P) MARKOWEN GENERAL (P) ALLENDALE FANCY V35 (P) ALLENDALE FANCY M29 (AI) (P)</p>										
	<table border="1" style="width:100%; border-collapse: collapse;"> <tr><th colspan="2">MARKET INDEX VALUES</th></tr> <tr><td>Supermarket</td><td style="text-align:right;">+\$100</td></tr> <tr><td>Grass Fed</td><td style="text-align:right;">+\$99</td></tr> <tr><td>Grain Fed</td><td style="text-align:right;">+\$131</td></tr> <tr><td>EU</td><td style="text-align:right;">+\$115</td></tr> </table> <p>Traits Observed: GL,BWT,200WT,SS,FAT,EMA,IMF</p>	MARKET INDEX VALUES		Supermarket	+\$100	Grass Fed	+\$99	Grain Fed	+\$131	EU	+\$115	
MARKET INDEX VALUES												
Supermarket	+\$100											
Grass Fed	+\$99											
Grain Fed	+\$131											
EU	+\$115											
	Purchaser: \$:.....											

	December 2016 Hereford GROUP BREEDPLAN										
	BW	Scrotal	Milk	200G	400G	600G	EMA	Rib	Rump	RBY	IMF
EBV	+4.0	+3.0	+13	+26	+43	+63	+4.5	+1.9	+3.0	-0.7	+1.9
ACC%	91%	84%	68%	86%	85%	85%	65%	69%	74%	67%	72%

8	RUSSLYNN JUMBUCK (AI) (P) Calved: 09/04/2013 Tattoo: J19 ID No: RCRJ19	<p>BOBANKEN X-MARK X157 (P) MOUNTAIN VALLEY ROCKYNEED B1 (P) MOUNTAIN VALLEY GLITTER V62 (P)</p> <p>CASCADE EL DORADO E27 (P) KOANUI UNION 2568 (IMP NZL) (P) CASCADE IRISH MAID A37 (AI) (P) BOBANKEN IRISH MAID V56 (H#)</p> <p>YAMBRO VELOCITY X78 (P) YAMBRO CONRAD B88 (P) YAMBRO SPOT W123 (P)</p> <p>RUSSLYNN IRISH ROSE E55 (P) KOANUI DAYBREAK 0185 (IMP NZL) (P) RUSSLYNN IRISH ROSEA12 (AI) (P) RUSSLYNN IRISH ROSE Y24 (P)</p>										
	<table border="1" style="width:100%; border-collapse: collapse;"> <tr><th colspan="2">MARKET INDEX VALUES</th></tr> <tr><td>Supermarket</td><td style="text-align:right;">+\$100</td></tr> <tr><td>Grass Fed</td><td style="text-align:right;">+\$93</td></tr> <tr><td>Grain Fed</td><td style="text-align:right;">+\$118</td></tr> <tr><td>EU</td><td style="text-align:right;">+\$113</td></tr> </table> <p>Traits Observed: GL,BWT,200WT,SS,FAT,EMA,IMF</p>	MARKET INDEX VALUES		Supermarket	+\$100	Grass Fed	+\$93	Grain Fed	+\$118	EU	+\$113	
MARKET INDEX VALUES												
Supermarket	+\$100											
Grass Fed	+\$93											
Grain Fed	+\$118											
EU	+\$113											
	Purchaser: \$:.....											

	December 2016 Hereford GROUP BREEDPLAN										
	BW	Scrotal	Milk	200G	400G	600G	EMA	Rib	Rump	RBY	IMF
EBV	+6.7	+4.2	+11	+38	+67	+97	+3.2	-0.2	-0.1	+0.5	+1.1
ACC%	81%	76%	51%	73%	68%	69%	55%	57%	61%	54%	57%

REFERENCE SIRES

9

ALLENDALE WATERFORD J172 (P)

Calved: 31/07/2013 Tattoo: J172 ID No: AEDJ172

MARKET INDEX VALUES	
Supermarket	
	+\$71
Grass Fed	
	+\$68
Grain Fed	
	+\$78
EU	
	+\$81

Traits Observed:

- ALLENDALE SUPERSTAR B28 (AI) (ET) (S)
- ALLENDALE YALLAROI 2 (AI) (TW) (P)
- ALLENDALE FANCY A181 (AI) (P)
- ALLENDALE WALKER G77 (P)**
- ALLENDALE OVERTON (P)
- ALLENDALE MINERVA Y71 (P)
- RED HILL MINERVA 170 (H)
- ALLENDALE KING KONG 2 (S)
- ALLENDALE NATIONAL W168 (P)
- ALLENDALE CORA R22 (P)
- ALLENDALE FLORRIE Z10 (AI) (P)**
- SMITHSTON TAM O'SHANTER ET2 (AI) (ET) (H)
- ALLENDALE FLORRIE W160 (AI) (P)
- ALLENDALE FLORRIE M150 (P)

Purchaser: \$:.....



December 2016 Hereford GROUP BREEDPLAN

	BW	Scrotal	Milk	200G	400G	600G	EMA	Rib	Rump	RBY	IMF
EBV	+4.7	+2.1	+8	+32	+52	+66	+4.1	+0.8	+1.6	+0.6	+0.5
ACC%	71%	75%	47%	66%	65%	64%	49%	53%	57%	51%	50%

1	BOWMONT CONRAD L014 (AI) (TW) (S)	Calved: 05/07/2015	Tattoo: L014	ID No: GRKL014	<p>YAMBRO VELOCITY (P) YAMBRO VELOCITY X78 (P) YAMBRO GAY GIRL S58 (AI) (P)</p> <p>YAMBRO CONRAD B88 (P) EVESHAM RUSTLER (AI) (ET) (S) YAMBRO SPOT W123 (P) YAMBRO SPOT R45 (P)</p> <p>GLENDAN PARK STORM W134 (H) BOWMONT STORM C093 (H) BOWMONT MARITANA W168 (AI) (H)</p> <p>BOWMONT SILVER Q F011 (H) TARCOMBE CAPTAIN (H) BOWMONT SILVER Q C006 (AI) (H) BOWMONT SILVER Q A601 (H)</p>																																			
<table border="1" style="width:100%; border-collapse: collapse;"> <tr><th colspan="2">MARKET INDEX VALUES</th></tr> <tr><td>Supermarket</td><td style="text-align:right">\$93</td></tr> <tr><td>Grass Fed</td><td style="text-align:right">\$86</td></tr> <tr><td>Grain Fed</td><td style="text-align:right">\$101</td></tr> <tr><td>EU</td><td style="text-align:right">\$103</td></tr> </table>					MARKET INDEX VALUES		Supermarket	\$93	Grass Fed	\$86	Grain Fed	\$101	EU	\$103																										
MARKET INDEX VALUES																																								
Supermarket	\$93																																							
Grass Fed	\$86																																							
Grain Fed	\$101																																							
EU	\$103																																							
<p>Traits Observed: BWT,200WT,400WT,SS,FAT,EMA,IMF</p>																																								
<p>Purchaser: \$:.....</p>																																								
December 2016 Hereford GROUP BREEDPLAN																																								
<table border="1" style="width:100%; border-collapse: collapse;"> <tr> <td></td> <td style="text-align:center;">BW</td> <td style="text-align:center;">Scrotal</td> <td style="text-align:center;">Milk</td> <td style="text-align:center;">200G</td> <td style="text-align:center;">400G</td> <td style="text-align:center;">600G</td> <td style="text-align:center;">EMA</td> <td style="text-align:center;">Rib</td> <td style="text-align:center;">Rump</td> <td style="text-align:center;">RBY</td> <td style="text-align:center;">IMF</td> </tr> <tr> <td>EBV</td> <td style="text-align:center;">5.6</td> <td style="text-align:center;">4</td> <td style="text-align:center;">16</td> <td style="text-align:center;">32</td> <td style="text-align:center;">62</td> <td style="text-align:center;">88</td> <td style="text-align:center;">2.7</td> <td style="text-align:center;">0.5</td> <td style="text-align:center;">0.6</td> <td style="text-align:center;">0.1</td> <td style="text-align:center;">0.5</td> </tr> <tr> <td>ACC%</td> <td style="text-align:center;">72%</td> <td style="text-align:center;">76%</td> <td style="text-align:center;">56%</td> <td style="text-align:center;">68%</td> <td style="text-align:center;">68%</td> <td style="text-align:center;">67%</td> <td style="text-align:center;">52%</td> <td style="text-align:center;">55%</td> <td style="text-align:center;">59%</td> <td style="text-align:center;">54%</td> <td style="text-align:center;">55%</td> </tr> </table>						BW	Scrotal	Milk	200G	400G	600G	EMA	Rib	Rump	RBY	IMF	EBV	5.6	4	16	32	62	88	2.7	0.5	0.6	0.1	0.5	ACC%	72%	76%	56%	68%	68%	67%	52%	55%	59%	54%	55%
	BW	Scrotal	Milk	200G	400G	600G	EMA	Rib	Rump	RBY	IMF																													
EBV	5.6	4	16	32	62	88	2.7	0.5	0.6	0.1	0.5																													
ACC%	72%	76%	56%	68%	68%	67%	52%	55%	59%	54%	55%																													

2	BOWMONT CONRAD L015 (AI) (TW) (S)	Calved: 05/07/2015	Tattoo: L015	ID No: GRKL015	<p>YAMBRO VELOCITY (P) YAMBRO VELOCITY X78 (P) YAMBRO GAY GIRL S58 (AI) (P)</p> <p>YAMBRO CONRAD B88 (P) EVESHAM RUSTLER (AI) (ET) (S) YAMBRO SPOT W123 (P) YAMBRO SPOT R45 (P)</p> <p>GLENDAN PARK STORM W134 (H) BOWMONT STORM C093 (H) BOWMONT MARITANA W168 (AI) (H)</p> <p>BOWMONT SILVER Q F011 (H) TARCOMBE CAPTAIN (H) BOWMONT SILVER Q C006 (AI) (H) BOWMONT SILVER Q A601 (H)</p>																																			
<table border="1" style="width:100%; border-collapse: collapse;"> <tr><th colspan="2">MARKET INDEX VALUES</th></tr> <tr><td>Supermarket</td><td style="text-align:right">\$89</td></tr> <tr><td>Grass Fed</td><td style="text-align:right">\$81</td></tr> <tr><td>Grain Fed</td><td style="text-align:right">\$95</td></tr> <tr><td>EU</td><td style="text-align:right">\$97</td></tr> </table>					MARKET INDEX VALUES		Supermarket	\$89	Grass Fed	\$81	Grain Fed	\$95	EU	\$97																										
MARKET INDEX VALUES																																								
Supermarket	\$89																																							
Grass Fed	\$81																																							
Grain Fed	\$95																																							
EU	\$97																																							
<p>Traits Observed: BWT,200WT,400WT,SS,FAT,EMA,IMF</p>																																								
<p>Purchaser:</p>																																								
December 2016 Hereford GROUP BREEDPLAN																																								
<table border="1" style="width:100%; border-collapse: collapse;"> <tr> <td></td> <td style="text-align:center;">BW</td> <td style="text-align:center;">Scrotal</td> <td style="text-align:center;">Milk</td> <td style="text-align:center;">200G</td> <td style="text-align:center;">400G</td> <td style="text-align:center;">600G</td> <td style="text-align:center;">EMA</td> <td style="text-align:center;">Rib</td> <td style="text-align:center;">Rump</td> <td style="text-align:center;">RBY</td> <td style="text-align:center;">IMF</td> </tr> <tr> <td>EBV</td> <td style="text-align:center;">5.7</td> <td style="text-align:center;">2.8</td> <td style="text-align:center;">16</td> <td style="text-align:center;">35</td> <td style="text-align:center;">64</td> <td style="text-align:center;">90</td> <td style="text-align:center;">2.5</td> <td style="text-align:center;">0.1</td> <td style="text-align:center;">0</td> <td style="text-align:center;">0.2</td> <td style="text-align:center;">0.5</td> </tr> <tr> <td>ACC%</td> <td style="text-align:center;">72%</td> <td style="text-align:center;">76%</td> <td style="text-align:center;">56%</td> <td style="text-align:center;">68%</td> <td style="text-align:center;">68%</td> <td style="text-align:center;">67%</td> <td style="text-align:center;">52%</td> <td style="text-align:center;">55%</td> <td style="text-align:center;">59%</td> <td style="text-align:center;">54%</td> <td style="text-align:center;">55%</td> </tr> </table>						BW	Scrotal	Milk	200G	400G	600G	EMA	Rib	Rump	RBY	IMF	EBV	5.7	2.8	16	35	64	90	2.5	0.1	0	0.2	0.5	ACC%	72%	76%	56%	68%	68%	67%	52%	55%	59%	54%	55%
	BW	Scrotal	Milk	200G	400G	600G	EMA	Rib	Rump	RBY	IMF																													
EBV	5.7	2.8	16	35	64	90	2.5	0.1	0	0.2	0.5																													
ACC%	72%	76%	56%	68%	68%	67%	52%	55%	59%	54%	55%																													

3	BOWMONT HUSTLER L026 (AI) (S)	Calved: 08/07/2015	Tattoo: L026	ID No: GRKL026	<p>DOONBIDDIE HUSTLER (AI) (P) ARDO HUSTLER 4110 (IMP NZL) (P) ARDO AMETHYST 730 (P)</p> <p>ELITE 4110 H297 (AI) (P) KOANUI ROCKET 0219 (IMP NZL) (P) ELITE FAVOURITE 0219 C133 (AI) (P) SOUTH BUKALONG FAVOURITE 148 (AI) (P)</p> <p>KURRAJONG PARK B144 (P) YAVENVALE EINSTEIN E344 (P) YAVENVALE DOREEN C119 (P)</p> <p>BOWMONT MARITANA J048 (AI) (P) ALLENDALE WATERHOUSE D1 (P) BOWMONT MARITANA G046 (AI) (P) BOWMONT MARITANA D071 (H#)</p>																																			
<table border="1" style="width:100%; border-collapse: collapse;"> <tr><th colspan="2">MARKET INDEX VALUES</th></tr> <tr><td>Supermarket</td><td style="text-align:right">\$107</td></tr> <tr><td>Grass Fed</td><td style="text-align:right">\$103</td></tr> <tr><td>Grain Fed</td><td style="text-align:right">\$118</td></tr> <tr><td>EU</td><td style="text-align:right">\$118</td></tr> </table>					MARKET INDEX VALUES		Supermarket	\$107	Grass Fed	\$103	Grain Fed	\$118	EU	\$118																										
MARKET INDEX VALUES																																								
Supermarket	\$107																																							
Grass Fed	\$103																																							
Grain Fed	\$118																																							
EU	\$118																																							
<p>Traits Observed: GL,CE,BWT,200WT,400WT,SS,FAT,EMA,IMF</p>																																								
<p>Purchaser: \$:.....</p>																																								
December 2016 Hereford GROUP BREEDPLAN																																								
<table border="1" style="width:100%; border-collapse: collapse;"> <tr> <td></td> <td style="text-align:center;">BW</td> <td style="text-align:center;">Scrotal</td> <td style="text-align:center;">Milk</td> <td style="text-align:center;">200G</td> <td style="text-align:center;">400G</td> <td style="text-align:center;">600G</td> <td style="text-align:center;">EMA</td> <td style="text-align:center;">Rib</td> <td style="text-align:center;">Rump</td> <td style="text-align:center;">RBY</td> <td style="text-align:center;">IMF</td> </tr> <tr> <td>EBV</td> <td style="text-align:center;">4</td> <td style="text-align:center;">3.3</td> <td style="text-align:center;">19</td> <td style="text-align:center;">34</td> <td style="text-align:center;">61</td> <td style="text-align:center;">86</td> <td style="text-align:center;">5.5</td> <td style="text-align:center;">1.3</td> <td style="text-align:center;">1.9</td> <td style="text-align:center;">0.9</td> <td style="text-align:center;">0.6</td> </tr> <tr> <td>ACC%</td> <td style="text-align:center;">71%</td> <td style="text-align:center;">75%</td> <td style="text-align:center;">41%</td> <td style="text-align:center;">65%</td> <td style="text-align:center;">65%</td> <td style="text-align:center;">64%</td> <td style="text-align:center;">47%</td> <td style="text-align:center;">51%</td> <td style="text-align:center;">56%</td> <td style="text-align:center;">49%</td> <td style="text-align:center;">49%</td> </tr> </table>						BW	Scrotal	Milk	200G	400G	600G	EMA	Rib	Rump	RBY	IMF	EBV	4	3.3	19	34	61	86	5.5	1.3	1.9	0.9	0.6	ACC%	71%	75%	41%	65%	65%	64%	47%	51%	56%	49%	49%
	BW	Scrotal	Milk	200G	400G	600G	EMA	Rib	Rump	RBY	IMF																													
EBV	4	3.3	19	34	61	86	5.5	1.3	1.9	0.9	0.6																													
ACC%	71%	75%	41%	65%	65%	64%	47%	51%	56%	49%	49%																													

4	BOWMONT HUSTLER L057 (AI) (P)	Calved: 14/07/2015	Tattoo: L057	ID No: GRKL057	<p>DOONBIDDIE HUSTLER (AI) (P) ARDO HUSTLER 4110 (IMP NZL) (P) ARDO AMETHYST 730 (P)</p> <p>ELITE 4110 H297 (AI) (P) KOANUI ROCKET 0219 (IMP NZL) (P) ELITE FAVOURITE 0219 C133 (AI) (P) SOUTH BUKALONG FAVOURITE 148 (AI) (P)</p> <p>BOWMONT WIZARD C076 (AI) (H) BOWMONT C076 WIZARD F018 (AI) (H) BOWMONT L MINERVA A588 (H)</p> <p>BOWMONT QUEEN J157 (AI) (ET) (H) GLENDAN PARK STORM W134 (H) BOWMONT QUEEN C065 (H) BOWMONT QUEEN 222 (AI) (H)</p>																																			
<table border="1" style="width:100%; border-collapse: collapse;"> <tr><th colspan="2">MARKET INDEX VALUES</th></tr> <tr><td>Supermarket</td><td style="text-align:right">\$95</td></tr> <tr><td>Grass Fed</td><td style="text-align:right">\$87</td></tr> <tr><td>Grain Fed</td><td style="text-align:right">\$108</td></tr> <tr><td>EU</td><td style="text-align:right">\$103</td></tr> </table>					MARKET INDEX VALUES		Supermarket	\$95	Grass Fed	\$87	Grain Fed	\$108	EU	\$103																										
MARKET INDEX VALUES																																								
Supermarket	\$95																																							
Grass Fed	\$87																																							
Grain Fed	\$108																																							
EU	\$103																																							
<p>Traits Observed: GL,CE,BWT,200WT,400WT,SS,FAT,EMA,IMF</p>																																								
<p>Purchaser:</p>																																								
December 2016 Hereford GROUP BREEDPLAN																																								
<table border="1" style="width:100%; border-collapse: collapse;"> <tr> <td></td> <td style="text-align:center;">BW</td> <td style="text-align:center;">Scrotal</td> <td style="text-align:center;">Milk</td> <td style="text-align:center;">200G</td> <td style="text-align:center;">400G</td> <td style="text-align:center;">600G</td> <td style="text-align:center;">EMA</td> <td style="text-align:center;">Rib</td> <td style="text-align:center;">Rump</td> <td style="text-align:center;">RBY</td> <td style="text-align:center;">IMF</td> </tr> <tr> <td>EBV</td> <td style="text-align:center;">6.3</td> <td style="text-align:center;">3.6</td> <td style="text-align:center;">12</td> <td style="text-align:center;">40</td> <td style="text-align:center;">72</td> <td style="text-align:center;">105</td> <td style="text-align:center;">3.8</td> <td style="text-align:center;">0.9</td> <td style="text-align:center;">1.4</td> <td style="text-align:center;">0.1</td> <td style="text-align:center;">1.1</td> </tr> <tr> <td>ACC%</td> <td style="text-align:center;">71%</td> <td style="text-align:center;">75%</td> <td style="text-align:center;">40%</td> <td style="text-align:center;">65%</td> <td style="text-align:center;">64%</td> <td style="text-align:center;">63%</td> <td style="text-align:center;">46%</td> <td style="text-align:center;">50%</td> <td style="text-align:center;">55%</td> <td style="text-align:center;">48%</td> <td style="text-align:center;">48%</td> </tr> </table>						BW	Scrotal	Milk	200G	400G	600G	EMA	Rib	Rump	RBY	IMF	EBV	6.3	3.6	12	40	72	105	3.8	0.9	1.4	0.1	1.1	ACC%	71%	75%	40%	65%	64%	63%	46%	50%	55%	48%	48%
	BW	Scrotal	Milk	200G	400G	600G	EMA	Rib	Rump	RBY	IMF																													
EBV	6.3	3.6	12	40	72	105	3.8	0.9	1.4	0.1	1.1																													
ACC%	71%	75%	40%	65%	64%	63%	46%	50%	55%	48%	48%																													

5 BOWMONT WALLACE L043 (AI) (P)
 Calved: 11/07/2015 Tattoo: L043 ID No: GRKL043

MARKET INDEX VALUES	
Supermarket	\$95
Grass Fed	\$93
Grain Fed	\$110
EU	\$108

Traits Observed:
 GL,CE,BWT,200WT,400WT,SS,
 FAT,EMA,IMF

GLENTREVOR WALLACE H427 (AI) (P)
 SOUTH BUKALONG WALKER 6 (AI) (P)
 SOUTH BUKALONG WALLACE 2 (P)
 SOUTH BUKALONG VICTORIA 152 (P)
 GLENTREVOR ROCKET D016 (AI) (P)
 GLENTREVOR MARITANA F240 (P)
 GLENTREVOR MARITANA C925 (AI) (P)

TALBALBA VARMINT (H)
 BOWMONT VARMINT F058 (H)
 BOWMONT L MINERVA D056 (H)

BOWMONT QUEEN J085 (AI) (H)
 YARRAM STAR GENERAL W251 (H)
 BOWMONT QUEEN D033 (AI) (H)
 BOWMONT QUEEN Y324 (AI) (H)

Purchaser: \$:.....

December 2016 Hereford GROUP BREEDPLAN											
	BW	Scrotal	Milk	200G	400G	600G	EMA	Rib	Rump	RBY	IMF
EBV	1.6	2.8	18	28	46	63	3.1	0.1	0.2	0.9	0.6
ACC%	71%	69%	38%	64%	63%	63%	45%	50%	54%	48%	48%

6 BOWMONT WALLACE L044 (AI) (S)
 Calved: 11/07/2015 Tattoo: L044 ID No: GRKL044

MARKET INDEX VALUES	
Supermarket	\$96
Grass Fed	\$94
Grain Fed	\$108
EU	\$106

Traits Observed:
 GL,CE,BWT,200WT,400WT,SS,
 FAT,EMA,IMF

GLENTREVOR WALLACE H427 (AI) (P)
 SOUTH BUKALONG WALKER 6 (AI) (P)
 SOUTH BUKALONG WALLACE 2 (P)
 SOUTH BUKALONG VICTORIA 152 (P)
 GLENTREVOR ROCKET D016 (AI) (P)
 GLENTREVOR MARITANA F240 (P)
 GLENTREVOR MARITANA C925 (AI) (P)

CURRACABARK CRUSADER (AI) (H)
 CURRACABARK EQUATOR E42 (H)
 CURRACABARK FAVOURITE 124 (H)

BOWMONT QUEEN J082 (AI) (H)
 BOWMONT STORM C093 (H)
 BOWMONT QUEEN F110 (H)
 BOWMONT QUEEN C037 (H)

Purchaser:

December 2016 Hereford GROUP BREEDPLAN											
	BW	Scrotal	Milk	200G	400G	600G	EMA	Rib	Rump	RBY	IMF
EBV	2.1	2.3	16	30	47	64	3.5	0.9	1.6	0.4	0.5
ACC%	72%	75%	38%	67%	66%	65%	48%	53%	57%	51%	51%

7 BOWMONT WALLACE L024 (AI) (S)
 Calved: 07/07/2015 Tattoo: L024 ID No: GRKL024

MARKET INDEX VALUES	
Supermarket	\$99
Grass Fed	\$100
Grain Fed	\$125
EU	\$109

Traits Observed:
 GL,CE,BWT,200WT,400WT,SS,
 FAT,EMA,IMF

GLENTREVOR WALLACE H427 (AI) (P)
 SOUTH BUKALONG WALKER 6 (AI) (P)
 SOUTH BUKALONG WALLACE 2 (P)
 SOUTH BUKALONG VICTORIA 152 (P)
 GLENTREVOR ROCKET D016 (AI) (P)
 GLENTREVOR MARITANA F240 (P)
 GLENTREVOR MARITANA C925 (AI) (P)

LLANLOTHAN STORM U964 (H)
 GLENDAN PARK STORM W134 (H)
 ZUM PARK ATHENA (H)

BOWMONT QUEEN J165 (AI) (ET) (H)
 INJEMIRA DUKE J273 ET1 (ET) (H)
 BOWMONT QUEEN 184 (AI) (H)
 BOWMONT QUEEN 138 (HPR) (H)

Purchaser: \$:.....

December 2016 Hereford GROUP BREEDPLAN											
	BW	Scrotal	Milk	200G	400G	600G	EMA	Rib	Rump	RBY	IMF
EBV	-0.8	1.5	17	23	43	59	3.8	1.2	2.1	0.1	1.4
ACC%	72%	75%	42%	67%	66%	65%	50%	53%	57%	51%	51%

8 BOWMONT GURU L071 (AI) (P)
 Calved: 19/07/2015 Tattoo: L071 ID No: GRKL071

MARKET INDEX VALUES	
Supermarket	\$91
Grass Fed	\$86
Grain Fed	\$105
EU	\$101

Traits Observed:
 GL,CE,BWT,200WT,400WT,SS,
 FAT,EMA,IMF

YAVENVALE GURU G031 (P)
 HEATHERDALE OPIUM U78 (AI) (P)
 VALMA MERCHANT (AI) (P)
 VALMA EPICS MOONSHINE W50 (P)
 SOUTH BUKALONG WALLACE 2 (P)
 YAVENVALE TREASURE D403 (P)
 YAVENVALE TREASURE B247 (H)

GLENDAN PARK STORM W134 (H)
 BOWMONT STORM C093 (H)
 BOWMONT MARITANA W168 (AI) (H)

BOWMONT QUEEN H121 (TW) (H)
 KALUDAH MACKA (H)
 BOWMONT QUEEN Y407 (AI) (H)
 BOWMONT QUEEN 154 (H)

Purchaser:

December 2016 Hereford GROUP BREEDPLAN											
	BW	Scrotal	Milk	200G	400G	600G	EMA	Rib	Rump	RBY	IMF
EBV	4.1	2.4	15	32	58	79	4.8	0.2	0.8	0.6	1
ACC%	73%	77%	44%	68%	68%	67%	53%	55%	59%	52%	55%

9	BOWMONT GURU L073 (AI) (P)																						
	Calved: 20/07/2015	Tattoo: L073	ID No: GRKL073																				
	<table border="1" style="width:100%; border-collapse: collapse;"> <tr><th colspan="2">MARKET INDEX VALUES</th></tr> <tr><td>Supermarket</td><td style="text-align:right;">\$77</td></tr> <tr><td>Grass Fed</td><td style="text-align:right;">\$73</td></tr> <tr><td>Grain Fed</td><td style="text-align:right;">\$77</td></tr> <tr><td>EU</td><td style="text-align:right;">\$87</td></tr> </table>			MARKET INDEX VALUES		Supermarket	\$77	Grass Fed	\$73	Grain Fed	\$77	EU	\$87	Traits Observed: GL,CE,BWT,200WT,400WT,SS, FAT,EMA,IMF			HEATHERDALE OPIUM U78 (AI) (P) VALMA MERCHANT (AI) (P) VALMA EPICS MOONSHINE W50 (P) YAVENVALE GURU G031 (P) SOUTH BUKALONG WALLACE 2 (P) YAVENVALE TREASURE D403 (P) YAVENVALE TREASURE B247 (H) VENA PARK SHARKA (H) BOWMONT KING U943 (AI) (H) BOWMONT QUEEN 6 (AI) (H) BOWMONT QUEEN B607 (AI) (H) BOWMONT DOMINO 17 (AI) (H) BOWMONT QUEEN Y402 (H) BOWMONT QUEEN W152 (AI) (H)						
MARKET INDEX VALUES																							
Supermarket	\$77																						
Grass Fed	\$73																						
Grain Fed	\$77																						
EU	\$87																						
	Purchaser:			Purchaser:																			
December 2016 Hereford GROUP BREEDPLAN																							
	BW	Scrotal	Milk	200G	400G	600G	EMA	Rib	Rump	RBV	IMF												
EBV	4	1.3	16	28	48	67	5.6	0	0.4	1.8	-0.1												
ACC%	73%	78%	46%	69%	69%	68%	55%	57%	61%	54%	56%												

10	BOWMONT GURU L038 (AI) (S)																						
	Calved: 11/07/2015	Tattoo: L038	ID No: GRKL038																				
	<table border="1" style="width:100%; border-collapse: collapse;"> <tr><th colspan="2">MARKET INDEX VALUES</th></tr> <tr><td>Supermarket</td><td style="text-align:right;">\$85</td></tr> <tr><td>Grass Fed</td><td style="text-align:right;">\$82</td></tr> <tr><td>Grain Fed</td><td style="text-align:right;">\$101</td></tr> <tr><td>EU</td><td style="text-align:right;">\$95</td></tr> </table>			MARKET INDEX VALUES		Supermarket	\$85	Grass Fed	\$82	Grain Fed	\$101	EU	\$95	Traits Observed: GL,CE,BWT,200WT,400WT,SS, FAT,EMA,IMF			HEATHERDALE OPIUM U78 (AI) (P) VALMA MERCHANT (AI) (P) VALMA EPICS MOONSHINE W50 (P) YAVENVALE GURU G031 (P) SOUTH BUKALONG WALLACE 2 (P) YAVENVALE TREASURE D403 (P) YAVENVALE TREASURE B247 (H) COOTHARABA MAGNUM (H) MAWARRA VALIANT (TW) (H) MAWARRA PRINCESS 40 (H) BOWMONT MARITANA H122 (H) BOWMONT STORM C093 (H) BOWMONT MARITANA F079 (H) BOWMONT MARITANA Z470 (H)						
MARKET INDEX VALUES																							
Supermarket	\$85																						
Grass Fed	\$82																						
Grain Fed	\$101																						
EU	\$95																						
	Purchaser:			Purchaser:																			
December 2016 Hereford GROUP BREEDPLAN																							
	BW	Scrotal	Milk	200G	400G	600G	EMA	Rib	Rump	RBV	IMF												
EBV	5	1.4	15	33	48	68	5.1	0.8	1.6	0.7	0.8												
ACC%	73%	77%	41%	68%	68%	67%	53%	56%	60%	53%	55%												

11	BOWMONT CONRAD L027 (AI) (S)																						
	Calved: 08/07/2015	Tattoo: L027	ID No: GRKL027																				
	<table border="1" style="width:100%; border-collapse: collapse;"> <tr><th colspan="2">MARKET INDEX VALUES</th></tr> <tr><td>Supermarket</td><td style="text-align:right;">\$79</td></tr> <tr><td>Grass Fed</td><td style="text-align:right;">\$74</td></tr> <tr><td>Grain Fed</td><td style="text-align:right;">\$93</td></tr> <tr><td>EU</td><td style="text-align:right;">\$87</td></tr> </table>			MARKET INDEX VALUES		Supermarket	\$79	Grass Fed	\$74	Grain Fed	\$93	EU	\$87	Traits Observed: GL,CE,BWT,200WT,400WT,SS, FAT,EMA,IMF			YAMBRO VELOCITY (P) YAMBRO VELOCITY X78 (P) YAMBRO GAY GIRL S58 (AI) (P) YAMBRO CONRAD B88 (P) EVESHAM RUSTLER (AI) (ET) (S) YAMBRO SPOT W123 (P) YAMBRO SPOT R45 (P) BRAYBOOK UPPERCLASS U504 (AI) (H) KALUDAH JERRY (AI) (TW) (H) KALUDAH PAGEANT (H) BOWMONT L MINERVA E040 (AI) (H) GLENDAN PARK STORM W134 (H) BOWMONT L MINERVA B719 (H) BOWMONT L MINERVA X208 (AI) (H)						
MARKET INDEX VALUES																							
Supermarket	\$79																						
Grass Fed	\$74																						
Grain Fed	\$93																						
EU	\$87																						
	Purchaser:			Purchaser:																			
December 2016 Hereford GROUP BREEDPLAN																							
	BW	Scrotal	Milk	200G	400G	600G	EMA	Rib	Rump	RBV	IMF												
EBV	6	1.9	16	37	56	76	2.6	0.7	0.7	-0.1	0.9												
ACC%	73%	78%	56%	69%	69%	68%	53%	57%	61%	55%	56%												

12	BOWMONT VICEROY L034 (AI) (S)																						
	Calved: 09/07/2015	Tattoo: L034	ID No: GRKL034																				
	<table border="1" style="width:100%; border-collapse: collapse;"> <tr><th colspan="2">MARKET INDEX VALUES</th></tr> <tr><td>Supermarket</td><td style="text-align:right;">\$83</td></tr> <tr><td>Grass Fed</td><td style="text-align:right;">\$75</td></tr> <tr><td>Grain Fed</td><td style="text-align:right;">\$78</td></tr> <tr><td>EU</td><td style="text-align:right;">\$93</td></tr> </table>			MARKET INDEX VALUES		Supermarket	\$83	Grass Fed	\$75	Grain Fed	\$78	EU	\$93	Traits Observed: GL,CE,BWT,200WT,400WT,SS, FAT,EMA,IMF			ALLENDALE MUSKETEER (AI) (S) STUDBROOK D'ARTAGNION V086 (AI) (ET) (S) BOWEN TRICEL P180 (P) YALGOO VICEROY E316 (ET) (P) YALGOO CRUNCH M109 (AI) (P) YALGOO VANESSA T104 (P) YALGOO VANESSA G127 (P) YARRAM HIGH ENERGY 54B R400 (H) BOWMONT HIGH ENERGY W185 (H) BOWMONT QUEEN 184 (AI) (H) BOWMONT L MINERVA A505 (AI) (H) VENA PARK SHARKA (H) BOWMONT L MINERVA Y362 (AI) (H) BOWMONT L MINERVA 95 (H)						
MARKET INDEX VALUES																							
Supermarket	\$83																						
Grass Fed	\$75																						
Grain Fed	\$78																						
EU	\$93																						
	Purchaser:			Purchaser:																			
December 2016 Hereford GROUP BREEDPLAN																							
	BW	Scrotal	Milk	200G	400G	600G	EMA	Rib	Rump	RBV	IMF												
EBV	6.6	1.6	12	36	57	88	4.5	-0.5	-0.6	2.1	-0.3												
ACC%	72%	77%	53%	68%	68%	67%	54%	56%	60%	53%	55%												

13 BOWMONT HONKEY TONK L033 (AI) (P)
 Calved: 09/07/2015 Tattoo: L033 ID No: GRKL033

MARKET INDEX VALUES	
Supermarket	\$90
Grass Fed	\$83
Grain Fed	\$100
EU	\$96

Traits Observed: GL,CE,BWT,200WT,400WT,SS, FAT,EMA,IMF

Purchaser: \$:.....

ALLENDALE KING KONG 2 (S)
 ALLENDALE NATIONAL W168 (P)
 ALLENDALE CORA R22 (P)
VALMA HONKEY TONK (AI) (P)
 VALMA GOLDRUSH V103 (AI) (P)
 VALMA GOLDS BANKSIA Z37 (P)
 VALMA ADVANCER'S BANKSIA S86 (P)
 NORTH END X061 (H)
 YAVENVALE HURRICANE (H)
 YAVENVALE DUCHESS X290 (H)
BOWMONT QUEEN E091 (H)
 GLENDAN PARK STORM W134 (H)
 BOWMONT QUEEN C074 (H)
 BOWMONT QUEEN Y380 (AI) (H)

December 2016 Hereford GROUP BREEDPLAN											
	BW	Scrotal	Milk	200G	400G	600G	EMA	Rib	Rump	RBY	IMF
EBV	6.6	1.9	18	41	66	94	4.1	0.7	1.2	0.9	0.8
ACC%	70%	75%	44%	64%	64%	63%	48%	52%	56%	50%	48%

14 BOWMONT HUSTLER L050 (AI) (S)
 Calved: 12/07/2015 Tattoo: L050 ID No: GRKL050

MARKET INDEX VALUES	
Supermarket	\$107
Grass Fed	\$101
Grain Fed	\$127
EU	\$118

Traits Observed: GL,CE,BWT,200WT,400WT,SS, FAT,EMA,IMF

Purchaser:

DOONBIDDIE HUSTLER (AI) (P)
 ARDO HUSTLER 4110 (IMP NZL) (P)
 ARDO AMETHYST 730 (P)
ELITE 4110 H297 (AI) (P)
 KOANUI ROCKET 0219 (IMP NZL) (P)
 ELITE FAVOURITE 0219 C133 (AI) (P)
 SOUTH BUKALONG FAVOURITE 148 (AI) (P)
 STANDARD 68L DOM LAD 38T (IMP CAN) (H)
 BOWMONT DOM LAD G085 (AI) (H)
 BOWMONT MARITANA Z486 (AI) (H)
BOWMONT L MINERVA J080 (H)
 BOWMONT HIGH ENERGY W185 (H)
 BOWMONT L MINERVA Z406 (AI) (H)
 BOWMONT L MINERVA 94 (H)

December 2016 Hereford GROUP BREEDPLAN											
	BW	Scrotal	Milk	200G	400G	600G	EMA	Rib	Rump	RBY	IMF
EBV	6.4	3.9	15	37	66	100	4.3	1.3	1.6	1.1	1
ACC%	71%	75%	40%	65%	65%	64%	47%	51%	55%	49%	49%

15 BOWMONT CONRAD L028 (AI) (S)
 Calved: 08/07/2015 Tattoo: L028 ID No: GRKL028

MARKET INDEX VALUES	
Supermarket	\$75
Grass Fed	\$70
Grain Fed	\$77
EU	\$85

Traits Observed: GL,CE,BWT,200WT,400WT,SS, FAT,EMA,IMF

Purchaser: \$:.....

YAMBRO VELOCITY (P)
 YAMBRO VELOCITY X78 (P)
 YAMBRO GAY GIRL S58 (AI) (P)
YAMBRO CONRAD B88 (P)
 EVESHAM RUSTLER (AI) (ET) (S)
 YAMBRO SPOT W123 (P)
 YAMBRO SPOT R45 (P)
 CHARNOCK FIREBALL (AI) (H)
 CHARNOCK JACKAL (AI) (H)
 CHARNOCK SUNSET 53 (H)
BOWMONT MARITANA E043 (AI) (H)
 BOWMONT DUKE R601 (AI) (H)
 BOWMONT MARITANA W167 (AI) (H)
 BOWMONT MARITANA 278 (AI) (H)

December 2016 Hereford GROUP BREEDPLAN											
	BW	Scrotal	Milk	200G	400G	600G	EMA	Rib	Rump	RBY	IMF
EBV	4.8	2	15	27	50	70	2.2	0	-0.3	0.6	0.1
ACC%	73%	77%	55%	69%	69%	68%	53%	56%	61%	55%	56%

16 BOWMONT GURU L067 (AI) (P)
 Calved: 18/07/2015 Tattoo: L067 ID No: GRKL067

MARKET INDEX VALUES	
Supermarket	\$72
Grass Fed	\$68
Grain Fed	\$74
EU	\$78

Traits Observed: GL,CE,BWT,200WT,400WT,SS, FAT,EMA,IMF

Purchaser:

HEATHERDALE OPIUM U78 (AI) (P)
 VALMA MERCHANT (AI) (P)
 VALMA EPICS MOONSHINE W50 (P)
YAVENVALE GURU G031 (P)
 SOUTH BUKALONG WALLACE 2 (P)
 YAVENVALE TREASURE D403 (P)
 YAVENVALE TREASURE B247 (H)
 YARRAM HIGH ENERGY 54B R400 (H)
 BOWMONT HIGH ENERGY W185 (H)
 BOWMONT QUEEN 184 (AI) (H)
BOWMONT L MINERVA C022 (AI) (H)
 TARCUMBE CAPTAIN (H)
 BOWMONT L MINERVA 94 (H)
 BOWMONT L MINERVA 61 (HPR) (H)

December 2016 Hereford GROUP BREEDPLAN											
	BW	Scrotal	Milk	200G	400G	600G	EMA	Rib	Rump	RBY	IMF
EBV	4.3	0.1	16	29	45	64	3.7	0.5	1.1	0.6	0.1
ACC%	73%	78%	46%	69%	69%	69%	55%	57%	61%	54%	56%

17 BOWMONT GURU L075 (AI) (S)
 Calved: 21/07/2015 Tattoo: L075 ID No: GRKL075

MARKET INDEX VALUES	
Supermarket	\$95
Grass Fed	\$87
Grain Fed	\$107
EU	\$105

Traits Observed:
 GL,CE,BWT,200WT,400WT,SS,
 FAT,EMA,IMF

HEATHERDALE OPIUM U78 (AI) (P)
 VALMA MERCHANT (AI) (P)
 VALMA EPICS MOONSHINE W50 (P)
YAVENVALE GURU G031 (P)
 SOUTH BUKALONG WALLACE 2 (P)
 YAVENVALE TREASURE D403 (P)
 YAVENVALE TREASURE B247 (H)
 GLENDAN PARK STORM W134 (H)
 BOWMONT STORM C093 (H)
 BOWMONT MARITANA W168 (AI) (H)
BOWMONT MARITANA H115 (H)
 ALKIRA VIKING (AI) (H)
 BOWMONT MARITANA Z486 (AI) (H)
 BOWMONT MARITANA 331 (H)

Purchaser: \$:.....

December 2016 Hereford GROUP BREEDPLAN											
	BW	Scrotal	Milk	200G	400G	600G	EMA	Rib	Rump	RBV	IMF
EBV	8.1	2.8	15	39	70	100	5.6	0.2	0.8	0.9	0.8
ACC%	73%	77%	44%	69%	69%	68%	54%	57%	61%	54%	56%

18 BOWMONT ECLIPSE L103 (P)
 Calved: 29/07/2015 Tattoo: L103 ID No: GRKL103

MARKET INDEX VALUES	
Supermarket	\$68
Grass Fed	\$63
Grain Fed	\$77
EU	\$76

Traits Observed:
 CE,BWT,200WT,400WT

WIRRUNA ABERCORN (AI) (P)
 ALLENDALE YEMEN E39 (P)
 ALLENDALE FANCY A158 (AI) (ET) (S)
ALLENDALE COLLINGWOOD G20 (AI) (P)
 HEATHERDALE MAGNUM C97 (P)
 ALLENDALE BLUE MIST E13 (P)
 HEATHERDALE BLUE MIST C25 (AI) (P)
 COURALLIE UROPA Y126 (AI) (H)
 KALUDAH UROPA E049 (H)
 KALUDAH HAPPY DAY C614 (H)
BOWMONT QUEEN J170 (H)
 TALBALBA VARMINT (H)
 BOWMONT QUEEN G156 (H)
 BOWMONT QUEEN Y341 (AI) (TW) (H)

Purchaser:

December 2016 Hereford GROUP BREEDPLAN											
	BW	Scrotal	Milk	200G	400G	600G	EMA	Rib	Rump	RBV	IMF
EBV	6.1	1.5	17	33	48	70					
ACC%	71%	52%	37%	64%	61%	61%					

19 BOWMONT GURU L062 (AI) (P)
 Calved: 16/07/2015 Tattoo: L062 ID No: GRKL062

MARKET INDEX VALUES	
Supermarket	\$97
Grass Fed	\$89
Grain Fed	\$106
EU	\$107

Traits Observed:
 GL,CE,BWT,200WT,400WT,SS,
 FAT,EMA,IMF

HEATHERDALE OPIUM U78 (AI) (P)
 VALMA MERCHANT (AI) (P)
 VALMA EPICS MOONSHINE W50 (P)
YAVENVALE GURU G031 (P)
 SOUTH BUKALONG WALLACE 2 (P)
 YAVENVALE TREASURE D403 (P)
 YAVENVALE TREASURE B247 (H)
 GLENDAN PARK STORM W134 (H)
 BOWMONT STORM C093 (H)
 BOWMONT MARITANA W168 (AI) (H)
BOWMONT QUEEN H107 (P)
 DEBARRY OLYMPUS A8 (S)
 BOWMONT QUEEN E053 (AI) (H#)
 BOWMONT QUEEN A546 (AI) (H)

Purchaser: \$:.....

December 2016 Hereford GROUP BREEDPLAN											
	BW	Scrotal	Milk	200G	400G	600G	EMA	Rib	Rump	RBV	IMF
EBV	8.4	3.3	14	41	72	103	5.3	0.4	1.1	1.1	0.6
ACC%	73%	77%	43%	69%	69%	68%	54%	57%	61%	54%	56%

20 BOWMONT ECLIPSE L078 (P)
 Calved: 21/07/2015 Tattoo: L078 ID No: GRKL078

MARKET INDEX VALUES	
Supermarket	\$75
Grass Fed	\$68
Grain Fed	\$74
EU	\$79

Traits Observed:
 CE,BWT,200WT,400WT,SS,FAT,EMA,IMF

WIRRUNA ABERCORN (AI) (P)
 ALLENDALE YEMEN E39 (P)
 ALLENDALE FANCY A158 (AI) (ET) (S)
ALLENDALE COLLINGWOOD G20 (AI) (P)
 HEATHERDALE MAGNUM C97 (P)
 ALLENDALE BLUE MIST E13 (P)
 HEATHERDALE BLUE MIST C25 (AI) (P)
 COURALLIE UROPA Y126 (AI) (H)
 KALUDAH UROPA E049 (H)
 KALUDAH HAPPY DAY C614 (H)
BOWMONT QUEEN J008 (H)
 BOWMONT STORM C093 (H)
 BOWMONT QUEEN G127 (H)
 BOWMONT QUEEN A546 (AI) (H)

Purchaser:

December 2016 Hereford GROUP BREEDPLAN											
	BW	Scrotal	Milk	200G	400G	600G	EMA	Rib	Rump	RBV	IMF
EBV	6.7	-0.2	18	39	57	85	3.2	0	0	1.1	0.1
ACC%	71%	75%	37%	65%	66%	64%	47%	52%	57%	50%	50%

21	BOWMONT ECLIPSE L099 (H#)	Calved: 28/07/2015	Tattoo: L099	ID No: GRKL099	WIRRUNA ABERCORN (AI) (P) ALLENDALE YEMEN E39 (P) ALLENDALE FANCY A158 (AI) (ET) (S) ALLENDALE COLLINGWOOD G20 (AI) (P) HEATHERDALE MAGNUM C97 (P) ALLENDALE BLUE MIST E13 (P) HEATHERDALE BLUE MIST C25 (AI) (P) BOWMONT VICTORY BLEND B664 (H) BOWMONT B664 VICTORY BLEND E (AI) (H) BOWMONT QUEEN Y318 (AI) (H) BOWMONT QUEEN J025 (AI) (H) NORTH END X061 (H) BOWMONT QUEEN E008 (AI) (H) BOWMONT QUEEN C004 (AI) (H)																																			
<table border="1" style="width:100%; border-collapse: collapse;"> <tr> <th colspan="2">MARKET INDEX VALUES</th> </tr> <tr> <td>Supermarket</td> <td style="text-align: right;">\$76</td> </tr> <tr> <td>Grass Fed</td> <td style="text-align: right;">\$73</td> </tr> <tr> <td>Grain Fed</td> <td style="text-align: right;">\$88</td> </tr> <tr> <td>EU</td> <td style="text-align: right;">\$86</td> </tr> </table>					MARKET INDEX VALUES		Supermarket	\$76	Grass Fed	\$73	Grain Fed	\$88	EU	\$86																										
MARKET INDEX VALUES																																								
Supermarket	\$76																																							
Grass Fed	\$73																																							
Grain Fed	\$88																																							
EU	\$86																																							
Traits Observed: CE,BWT,200WT,400WT,SS,FAT,EMA,IMF																																								
Purchaser: \$:.....																																								
December 2016 Hereford GROUP BREEDPLAN																																								
<table border="1" style="width:100%; border-collapse: collapse;"> <tr> <td></td> <td style="text-align: center;">BW</td> <td style="text-align: center;">Scrotal</td> <td style="text-align: center;">Milk</td> <td style="text-align: center;">200G</td> <td style="text-align: center;">400G</td> <td style="text-align: center;">600G</td> <td style="text-align: center;">EMA</td> <td style="text-align: center;">Rib</td> <td style="text-align: center;">Rump</td> <td style="text-align: center;">RBY</td> <td style="text-align: center;">IMF</td> </tr> <tr> <td>EBV</td> <td style="text-align: center;">4.4</td> <td style="text-align: center;">1.2</td> <td style="text-align: center;">16</td> <td style="text-align: center;">30</td> <td style="text-align: center;">45</td> <td style="text-align: center;">66</td> <td style="text-align: center;">2.6</td> <td style="text-align: center;">0</td> <td style="text-align: center;">0</td> <td style="text-align: center;">1</td> <td style="text-align: center;">0.5</td> </tr> <tr> <td>ACC%</td> <td style="text-align: center;">71%</td> <td style="text-align: center;">75%</td> <td style="text-align: center;">37%</td> <td style="text-align: center;">65%</td> <td style="text-align: center;">66%</td> <td style="text-align: center;">64%</td> <td style="text-align: center;">47%</td> <td style="text-align: center;">50%</td> <td style="text-align: center;">54%</td> <td style="text-align: center;">49%</td> <td style="text-align: center;">50%</td> </tr> </table>						BW	Scrotal	Milk	200G	400G	600G	EMA	Rib	Rump	RBY	IMF	EBV	4.4	1.2	16	30	45	66	2.6	0	0	1	0.5	ACC%	71%	75%	37%	65%	66%	64%	47%	50%	54%	49%	50%
	BW	Scrotal	Milk	200G	400G	600G	EMA	Rib	Rump	RBY	IMF																													
EBV	4.4	1.2	16	30	45	66	2.6	0	0	1	0.5																													
ACC%	71%	75%	37%	65%	66%	64%	47%	50%	54%	49%	50%																													

22	BOWMONT CONRAD L053 (AI) (H#)	Calved: 14/07/2015	Tattoo: L053	ID No: GRKL053	YAMBRO VELOCITY (P) YAMBRO VELOCITY X78 (P) YAMBRO GAY GIRL S58 (AI) (P) YAMBRO CONRAD B88 (P) EVESHAM RUSTLER (AI) (ET) (S) YAMBRO SPOT W123 (P) YAMBRO SPOT R45 (P) GLENDAN PARK STORM W134 (H) BOWMONT STORM C093 (H) BOWMONT MARITANA W168 (AI) (H) BOWMONT QUEEN H155 (H) NORTH END X061 (H) BOWMONT QUEEN E015 (AI) (H) BOWMONT QUEEN C037 (H)																																			
<table border="1" style="width:100%; border-collapse: collapse;"> <tr> <th colspan="2">MARKET INDEX VALUES</th> </tr> <tr> <td>Supermarket</td> <td style="text-align: right;">\$96</td> </tr> <tr> <td>Grass Fed</td> <td style="text-align: right;">\$92</td> </tr> <tr> <td>Grain Fed</td> <td style="text-align: right;">\$112</td> </tr> <tr> <td>EU</td> <td style="text-align: right;">\$106</td> </tr> </table>					MARKET INDEX VALUES		Supermarket	\$96	Grass Fed	\$92	Grain Fed	\$112	EU	\$106																										
MARKET INDEX VALUES																																								
Supermarket	\$96																																							
Grass Fed	\$92																																							
Grain Fed	\$112																																							
EU	\$106																																							
Traits Observed: GL,CE,BWT,200WT,400WT,SS																																								
Purchaser:																																								
December 2016 Hereford GROUP BREEDPLAN																																								
<table border="1" style="width:100%; border-collapse: collapse;"> <tr> <td></td> <td style="text-align: center;">BW</td> <td style="text-align: center;">Scrotal</td> <td style="text-align: center;">Milk</td> <td style="text-align: center;">200G</td> <td style="text-align: center;">400G</td> <td style="text-align: center;">600G</td> <td style="text-align: center;">EMA</td> <td style="text-align: center;">Rib</td> <td style="text-align: center;">Rump</td> <td style="text-align: center;">RBY</td> <td style="text-align: center;">IMF</td> </tr> <tr> <td>EBV</td> <td style="text-align: center;">4.1</td> <td style="text-align: center;">2.9</td> <td style="text-align: center;">18</td> <td style="text-align: center;">30</td> <td style="text-align: center;">56</td> <td style="text-align: center;">80</td> <td style="text-align: center;">3.1</td> <td style="text-align: center;">0.7</td> <td style="text-align: center;">0.8</td> <td style="text-align: center;">0.3</td> <td style="text-align: center;">1</td> </tr> <tr> <td>ACC%</td> <td style="text-align: center;">72%</td> <td style="text-align: center;">56%</td> <td style="text-align: center;">54%</td> <td style="text-align: center;">67%</td> <td style="text-align: center;">64%</td> <td style="text-align: center;">64%</td> <td style="text-align: center;">47%</td> <td style="text-align: center;">50%</td> <td style="text-align: center;">53%</td> <td style="text-align: center;">49%</td> <td style="text-align: center;">52%</td> </tr> </table>						BW	Scrotal	Milk	200G	400G	600G	EMA	Rib	Rump	RBY	IMF	EBV	4.1	2.9	18	30	56	80	3.1	0.7	0.8	0.3	1	ACC%	72%	56%	54%	67%	64%	64%	47%	50%	53%	49%	52%
	BW	Scrotal	Milk	200G	400G	600G	EMA	Rib	Rump	RBY	IMF																													
EBV	4.1	2.9	18	30	56	80	3.1	0.7	0.8	0.3	1																													
ACC%	72%	56%	54%	67%	64%	64%	47%	50%	53%	49%	52%																													

23	Calved:	Tattoo:	ID No: GRKL101	MOUNT DIFFICULT FELLIS Y12 (AI) (P) WIRRUNA ABERCORN (AI) (P) WIRRUNA GOLDEN VANITY R94 (AI) (P) ALLENDALE COLLINGWOOD G20 (AI) (P) BRAXTON WESTWIND 120M (IMP NZL) (P) ALLENDALE FANCY A158 (AI) (ET) (S) ALLENDALE FANCY V190 (AI) (P) GRKJ077 GRKA547																																				
<table border="1" style="width:100%; border-collapse: collapse;"> <tr> <th colspan="2">MARKET INDEX VALUES</th> </tr> <tr> <td>Supermarket</td> <td></td> </tr> <tr> <td>Grass Fed</td> <td></td> </tr> <tr> <td>Grain Fed</td> <td></td> </tr> <tr> <td>EU</td> <td></td> </tr> </table>					MARKET INDEX VALUES		Supermarket		Grass Fed		Grain Fed		EU																											
MARKET INDEX VALUES																																								
Supermarket																																								
Grass Fed																																								
Grain Fed																																								
EU																																								
Traits Observed:																																								
Purchaser:																																								
December 2016 Hereford GROUP BREEDPLAN																																								
<table border="1" style="width:100%; border-collapse: collapse;"> <tr> <td></td> <td style="text-align: center;">BW</td> <td style="text-align: center;">Scrotal</td> <td style="text-align: center;">Milk</td> <td style="text-align: center;">200G</td> <td style="text-align: center;">400G</td> <td style="text-align: center;">600G</td> <td style="text-align: center;">EMA</td> <td style="text-align: center;">Rib</td> <td style="text-align: center;">Rump</td> <td style="text-align: center;">RBY</td> <td style="text-align: center;">IMF</td> </tr> <tr> <td>EBV</td> <td></td> <td></td> <td></td> <td></td> <td></td> <td></td> <td></td> <td></td> <td></td> <td></td> <td></td> </tr> <tr> <td>ACC%</td> <td></td> <td></td> <td></td> <td></td> <td></td> <td></td> <td></td> <td></td> <td></td> <td></td> <td></td> </tr> </table>						BW	Scrotal	Milk	200G	400G	600G	EMA	Rib	Rump	RBY	IMF	EBV												ACC%											
	BW	Scrotal	Milk	200G	400G	600G	EMA	Rib	Rump	RBY	IMF																													
EBV																																								
ACC%																																								

24	BOWMONT ECLIPSE L119 (H#)	Calved: 06/08/2015	Tattoo: L119	ID No: GRKL119	WIRRUNA ABERCORN (AI) (P) ALLENDALE YEMEN E39 (P) ALLENDALE FANCY A158 (AI) (ET) (S) ALLENDALE COLLINGWOOD G20 (AI) (P) HEATHERDALE MAGNUM C97 (P) ALLENDALE BLUE MIST E13 (P) HEATHERDALE BLUE MIST C25 (AI) (P) CURRACABARK CRUSADER (AI) (H) CURRACABARK EQUATOR E42 (H) CURRACABARK FAVOURITE 124 (H) BOWMONT MARITANA J128 (AI) (H) BOWMONT STORM C093 (H) BOWMONT MARITANA F054 (H) BOWMONT MARITANA Z486 (AI) (H)																																			
<table border="1" style="width:100%; border-collapse: collapse;"> <tr> <th colspan="2">MARKET INDEX VALUES</th> </tr> <tr> <td>Supermarket</td> <td style="text-align: right;">\$77</td> </tr> <tr> <td>Grass Fed</td> <td style="text-align: right;">\$71</td> </tr> <tr> <td>Grain Fed</td> <td style="text-align: right;">\$94</td> </tr> <tr> <td>EU</td> <td style="text-align: right;">\$88</td> </tr> </table>					MARKET INDEX VALUES		Supermarket	\$77	Grass Fed	\$71	Grain Fed	\$94	EU	\$88																										
MARKET INDEX VALUES																																								
Supermarket	\$77																																							
Grass Fed	\$71																																							
Grain Fed	\$94																																							
EU	\$88																																							
Traits Observed: CE,BWT,200WT,400WT,SS,FAT,EMA,IMF																																								
Purchaser:																																								
December 2016 Hereford GROUP BREEDPLAN																																								
<table border="1" style="width:100%; border-collapse: collapse;"> <tr> <td></td> <td style="text-align: center;">BW</td> <td style="text-align: center;">Scrotal</td> <td style="text-align: center;">Milk</td> <td style="text-align: center;">200G</td> <td style="text-align: center;">400G</td> <td style="text-align: center;">600G</td> <td style="text-align: center;">EMA</td> <td style="text-align: center;">Rib</td> <td style="text-align: center;">Rump</td> <td style="text-align: center;">RBY</td> <td style="text-align: center;">IMF</td> </tr> <tr> <td>EBV</td> <td style="text-align: center;">7.7</td> <td style="text-align: center;">2.5</td> <td style="text-align: center;">12</td> <td style="text-align: center;">36</td> <td style="text-align: center;">55</td> <td style="text-align: center;">85</td> <td style="text-align: center;">3.8</td> <td style="text-align: center;">0</td> <td style="text-align: center;">0</td> <td style="text-align: center;">1.2</td> <td style="text-align: center;">0.8</td> </tr> <tr> <td>ACC%</td> <td style="text-align: center;">72%</td> <td style="text-align: center;">75%</td> <td style="text-align: center;">38%</td> <td style="text-align: center;">66%</td> <td style="text-align: center;">66%</td> <td style="text-align: center;">65%</td> <td style="text-align: center;">48%</td> <td style="text-align: center;">52%</td> <td style="text-align: center;">57%</td> <td style="text-align: center;">50%</td> <td style="text-align: center;">51%</td> </tr> </table>						BW	Scrotal	Milk	200G	400G	600G	EMA	Rib	Rump	RBY	IMF	EBV	7.7	2.5	12	36	55	85	3.8	0	0	1.2	0.8	ACC%	72%	75%	38%	66%	66%	65%	48%	52%	57%	50%	51%
	BW	Scrotal	Milk	200G	400G	600G	EMA	Rib	Rump	RBY	IMF																													
EBV	7.7	2.5	12	36	55	85	3.8	0	0	1.2	0.8																													
ACC%	72%	75%	38%	66%	66%	65%	48%	52%	57%	50%	51%																													

25

BOWMONT CONRAD L087 (AI) (S)

Calved: 25/07/2015 Tattoo: L087 ID No: GRKL087

MARKET INDEX VALUES	
Supermarket	\$79
Grass Fed	\$74
Grain Fed	\$86
EU	\$90

Traits Observed:
GL,CE,BWT,200WT,400WT,SS,
FAT,EMA,IMF

YAMBRO VELOCITY (P)
YAMBRO VELOCITY X78 (P)
YAMBRO GAY GIRL S58 (AI) (P)
YAMBRO CONRAD B88 (P)
EVESHAM RUSTLER (AI) (ET) (S)
YAMBRO SPOT W123 (P)
YAMBRO SPOT R45 (P)
COOTHARABA MAGNUM (H)
MAWARRA VALIANT (TW) (H)
MAWARRA PRINCESS 40 (H)
BOWMONT QUEEN G082 (H)
TARCOMBE CAPTAIN (H)
BOWMONT QUEEN Y306 (AI) (H)
BOWMONT QUEEN W207 (H)

Purchaser: \$:.....



December 2016 Hereford GROUP BREEDPLAN											
	BW	Scrotal	Milk	200G	400G	600G	EMA	Rib	Rump	RBV	IMF
EBV	6.5	2.3	14	29	49	73	2.8	0.7	0.8	0.6	0.4
ACC%	72%	76%	53%	68%	68%	67%	52%	56%	60%	54%	55%

26

BOWMONT CONRAD L051 (AI) (S)

Calved: 13/07/2015 Tattoo: L051 ID No: GRKL051

MARKET INDEX VALUES	
Supermarket	\$85
Grass Fed	\$78
Grain Fed	\$94
EU	\$93

Traits Observed:
GL,CE,BWT,200WT,400WT,SS,
FAT,EMA,IMF

YAMBRO VELOCITY (P)
YAMBRO VELOCITY X78 (P)
YAMBRO GAY GIRL S58 (AI) (P)
YAMBRO CONRAD B88 (P)
EVESHAM RUSTLER (AI) (ET) (S)
YAMBRO SPOT W123 (P)
YAMBRO SPOT R45 (P)
GLEDAN PARK STORM W134 (H)
BOWMONT STORM C093 (H)
BOWMONT MARITANA W168 (AI) (H)
BOWMONT QUEEN F036 (H)
KALUDAH MACKA (H)
BOWMONT QUEEN Y407 (AI) (H)
BOWMONT QUEEN 154 (H)

Purchaser:



December 2016 Hereford GROUP BREEDPLAN											
	BW	Scrotal	Milk	200G	400G	600G	EMA	Rib	Rump	RBV	IMF
EBV	6.9	3.2	13	34	64	92	2.5	0.5	0.6	-0.3	0.8
ACC%	73%	77%	55%	69%	69%	68%	53%	57%	61%	55%	56%

27

BOWMONT WALLACE L010 (AI) (S)

Calved: 04/07/2015 Tattoo: L010 ID No: GRKL010

MARKET INDEX VALUES	
Supermarket	\$105
Grass Fed	\$103
Grain Fed	\$117
EU	\$115

Traits Observed:
GL,CE,BWT,200WT,400WT,SS,
FAT,EMA,IMF

SOUTH BUKALONG WALKER 6 (AI) (P)
SOUTH BUKALONG WALLACE 2 (P)
SOUTH BUKALONG VICTORIA 152 (P)
GLENTREVOR WALLACE H427 (AI) (P)
GLENTREVOR ROCKET D016 (AI) (P)
GLENTREVOR MARITANA F240 (P)
GLENTREVOR MARITANA C925 (AI) (P)
KURRAJONG PARK B144 (P)
YAVENVALE EINSTEIN E344 (P)
YAVENVALE DOREEN C119 (P)
BOWMONT MARITANA J114 (AI) (P)
CHARNOCK JACKAL (AI) (H)
BOWMONT MARITANA E098 (H)
BOWMONT MARITANA Y395 (H)

Purchaser: \$:.....



December 2016 Hereford GROUP BREEDPLAN											
	BW	Scrotal	Milk	200G	400G	600G	EMA	Rib	Rump	RBV	IMF
EBV	1	1.9	22	27	46	66	4.9	0.9	1.4	1.1	0.5
ACC%	72%	76%	41%	67%	67%	65%	49%	54%	58%	52%	52%

28

BOWMONT WALLACE L006 (AI) (P)

Calved: 03/07/2015 Tattoo: L006 ID No: GRKL006

MARKET INDEX VALUES	
Supermarket	\$111
Grass Fed	\$108
Grain Fed	\$122
EU	\$121

Traits Observed:
GL,CE,BWT,200WT,400WT,SS,
FAT,EMA,IMF

SOUTH BUKALONG WALKER 6 (AI) (P)
SOUTH BUKALONG WALLACE 2 (P)
SOUTH BUKALONG VICTORIA 152 (P)
GLENTREVOR WALLACE H427 (AI) (P)
GLENTREVOR ROCKET D016 (AI) (P)
GLENTREVOR MARITANA F240 (P)
GLENTREVOR MARITANA C925 (AI) (P)
COURALLIE UROPA Y126 (AI) (H)
KALUDAH UROPA E049 (H)
KALUDAH HAPPY DAY C614 (H)
BOWMONT MARITANA J171 (H)
BOWMONT STORM C093 (H)
BOWMONT MARITANA G096 (H)
BOWMONT MARITANA D086 (AI) (H)

Purchaser:



December 2016 Hereford GROUP BREEDPLAN											
	BW	Scrotal	Milk	200G	400G	600G	EMA	Rib	Rump	RBV	IMF
EBV	2.7	1.9	20	34	55	79	4	0.8	1.3	1	0.4
ACC%	71%	69%	36%	64%	63%	62%	45%	49%	53%	47%	48%

29	BOWMONT CONRAD L069 (AI) (S)	Calved: 18/07/2015	Tattoo: L069	ID No: GRKL069	YAMBRO VELOCITY (P) YAMBRO VELOCITY X78 (P) YAMBRO GAY GIRL S58 (AI) (P) YAMBRO CONRAD B88 (P) EVESHAM RUSTLER (AI) (ET) (S) YAMBRO SPOT W123 (P) YAMBRO SPOT R45 (P) YAVENVALE HURRICANE (H) BOWMONT HURRICANE E021 (AI) (H) BOWMONT L MINERVA C127 (H) BOWMONT QUEEN H043 (AI) (H) BOWMONT STORM C093 (H) BOWMONT QUEEN F110 (H) BOWMONT QUEEN C037 (H)																																			
<table border="1" style="width:100%; border-collapse: collapse;"> <tr> <th colspan="2">MARKET INDEX VALUES</th> </tr> <tr> <td>Supermarket</td> <td style="text-align:right;">\$94</td> </tr> <tr> <td>Grass Fed</td> <td style="text-align:right;">\$90</td> </tr> <tr> <td>Grain Fed</td> <td style="text-align:right;">\$118</td> </tr> <tr> <td>EU</td> <td style="text-align:right;">\$105</td> </tr> </table>					MARKET INDEX VALUES		Supermarket	\$94	Grass Fed	\$90	Grain Fed	\$118	EU	\$105																										
MARKET INDEX VALUES																																								
Supermarket	\$94																																							
Grass Fed	\$90																																							
Grain Fed	\$118																																							
EU	\$105																																							
Traits Observed: GL,CE,BWT,200WT,400WT,SS, FAT,EMA,IMF																																								
Purchaser: \$:.....																																								
December 2016 Hereford GROUP BREEDPLAN																																								
<table border="1" style="width:100%; border-collapse: collapse;"> <tr> <td></td> <td style="text-align:center;">BW</td> <td style="text-align:center;">Scrotal</td> <td style="text-align:center;">Milk</td> <td style="text-align:center;">200G</td> <td style="text-align:center;">400G</td> <td style="text-align:center;">600G</td> <td style="text-align:center;">EMA</td> <td style="text-align:center;">Rib</td> <td style="text-align:center;">Rump</td> <td style="text-align:center;">RBY</td> <td style="text-align:center;">IMF</td> </tr> <tr> <td>EBV</td> <td style="text-align:center;">4</td> <td style="text-align:center;">3.9</td> <td style="text-align:center;">17</td> <td style="text-align:center;">29</td> <td style="text-align:center;">53</td> <td style="text-align:center;">76</td> <td style="text-align:center;">2.5</td> <td style="text-align:center;">1</td> <td style="text-align:center;">1.3</td> <td style="text-align:center;">-0.8</td> <td style="text-align:center;">1.5</td> </tr> <tr> <td>ACC%</td> <td style="text-align:center;">73%</td> <td style="text-align:center;">76%</td> <td style="text-align:center;">51%</td> <td style="text-align:center;">68%</td> <td style="text-align:center;">68%</td> <td style="text-align:center;">67%</td> <td style="text-align:center;">52%</td> <td style="text-align:center;">56%</td> <td style="text-align:center;">60%</td> <td style="text-align:center;">54%</td> <td style="text-align:center;">55%</td> </tr> </table>						BW	Scrotal	Milk	200G	400G	600G	EMA	Rib	Rump	RBY	IMF	EBV	4	3.9	17	29	53	76	2.5	1	1.3	-0.8	1.5	ACC%	73%	76%	51%	68%	68%	67%	52%	56%	60%	54%	55%
	BW	Scrotal	Milk	200G	400G	600G	EMA	Rib	Rump	RBY	IMF																													
EBV	4	3.9	17	29	53	76	2.5	1	1.3	-0.8	1.5																													
ACC%	73%	76%	51%	68%	68%	67%	52%	56%	60%	54%	55%																													

30	BOWMONT CONRAD L083 (AI) (P)	Calved: 24/07/2015	Tattoo: L083	ID No: GRKL083	YAMBRO VELOCITY (P) YAMBRO VELOCITY X78 (P) YAMBRO GAY GIRL S58 (AI) (P) YAMBRO CONRAD B88 (P) EVESHAM RUSTLER (AI) (ET) (S) YAMBRO SPOT W123 (P) YAMBRO SPOT R45 (P) GLENLEES 73J BOLD 300M (IMP CAN) (ET) (P) STUDBROOK CHALLENGE B069 (AI) (P) STUDBROOK PATRICIA V018 (AI) (ET) (P) BOWMONT QUEEN E157 (P) VENA PARK SHARKA (H) BOWMONT QUEEN Y341 (AI) (TW) (H) BOWMONT QUEEN 190 (AI) (H)																																			
<table border="1" style="width:100%; border-collapse: collapse;"> <tr> <th colspan="2">MARKET INDEX VALUES</th> </tr> <tr> <td>Supermarket</td> <td style="text-align:right;">\$81</td> </tr> <tr> <td>Grass Fed</td> <td style="text-align:right;">\$75</td> </tr> <tr> <td>Grain Fed</td> <td style="text-align:right;">\$82</td> </tr> <tr> <td>EU</td> <td style="text-align:right;">\$91</td> </tr> </table>					MARKET INDEX VALUES		Supermarket	\$81	Grass Fed	\$75	Grain Fed	\$82	EU	\$91																										
MARKET INDEX VALUES																																								
Supermarket	\$81																																							
Grass Fed	\$75																																							
Grain Fed	\$82																																							
EU	\$91																																							
Traits Observed: GL,CE,BWT,200WT,400WT,SS, FAT,EMA,IMF																																								
Purchaser:																																								
December 2016 Hereford GROUP BREEDPLAN																																								
<table border="1" style="width:100%; border-collapse: collapse;"> <tr> <td></td> <td style="text-align:center;">BW</td> <td style="text-align:center;">Scrotal</td> <td style="text-align:center;">Milk</td> <td style="text-align:center;">200G</td> <td style="text-align:center;">400G</td> <td style="text-align:center;">600G</td> <td style="text-align:center;">EMA</td> <td style="text-align:center;">Rib</td> <td style="text-align:center;">Rump</td> <td style="text-align:center;">RBY</td> <td style="text-align:center;">IMF</td> </tr> <tr> <td>EBV</td> <td style="text-align:center;">5.8</td> <td style="text-align:center;">2.6</td> <td style="text-align:center;">18</td> <td style="text-align:center;">34</td> <td style="text-align:center;">57</td> <td style="text-align:center;">76</td> <td style="text-align:center;">3.1</td> <td style="text-align:center;">0.2</td> <td style="text-align:center;">-0.1</td> <td style="text-align:center;">0.8</td> <td style="text-align:center;">-0.1</td> </tr> <tr> <td>ACC%</td> <td style="text-align:center;">73%</td> <td style="text-align:center;">77%</td> <td style="text-align:center;">54%</td> <td style="text-align:center;">68%</td> <td style="text-align:center;">69%</td> <td style="text-align:center;">67%</td> <td style="text-align:center;">52%</td> <td style="text-align:center;">56%</td> <td style="text-align:center;">60%</td> <td style="text-align:center;">54%</td> <td style="text-align:center;">54%</td> </tr> </table>						BW	Scrotal	Milk	200G	400G	600G	EMA	Rib	Rump	RBY	IMF	EBV	5.8	2.6	18	34	57	76	3.1	0.2	-0.1	0.8	-0.1	ACC%	73%	77%	54%	68%	69%	67%	52%	56%	60%	54%	54%
	BW	Scrotal	Milk	200G	400G	600G	EMA	Rib	Rump	RBY	IMF																													
EBV	5.8	2.6	18	34	57	76	3.1	0.2	-0.1	0.8	-0.1																													
ACC%	73%	77%	54%	68%	69%	67%	52%	56%	60%	54%	54%																													

31	BOWMONT ECLIPSE L125 (P)	Calved: 14/08/2015	Tattoo: L125	ID No: GRKL125	WIRRUNA ABERCORN (AI) (P) ALLENDALE YEMEN E39 (P) ALLENDALE FANCY A158 (AI) (ET) (S) ALLENDALE COLLINGWOOD G20 (AI) (P) HEATHERDALE MAGNUM C97 (P) ALLENDALE BLUE MIST E13 (P) HEATHERDALE BLUE MIST C25 (AI) (P) BOWMONT STORM C093 (H) BOWMONT C093 STORM F130 (H) BOWMONT L MINERVA W142 (AI) (H) BOWMONT MARITANA J028 (AI) (H) YARRAM STAR GENERAL W251 (H) BOWMONT MARITANA D086 (AI) (H) BOWMONT MARITANA Y395 (H)																																			
<table border="1" style="width:100%; border-collapse: collapse;"> <tr> <th colspan="2">MARKET INDEX VALUES</th> </tr> <tr> <td>Supermarket</td> <td style="text-align:right;">\$70</td> </tr> <tr> <td>Grass Fed</td> <td style="text-align:right;">\$66</td> </tr> <tr> <td>Grain Fed</td> <td style="text-align:right;">\$76</td> </tr> <tr> <td>EU</td> <td style="text-align:right;">\$78</td> </tr> </table>					MARKET INDEX VALUES		Supermarket	\$70	Grass Fed	\$66	Grain Fed	\$76	EU	\$78																										
MARKET INDEX VALUES																																								
Supermarket	\$70																																							
Grass Fed	\$66																																							
Grain Fed	\$76																																							
EU	\$78																																							
Traits Observed: CE,BWT,200WT,400WT,SS,FAT,EMA, IMF																																								
Purchaser: \$:.....																																								
December 2016 Hereford GROUP BREEDPLAN																																								
<table border="1" style="width:100%; border-collapse: collapse;"> <tr> <td></td> <td style="text-align:center;">BW</td> <td style="text-align:center;">Scrotal</td> <td style="text-align:center;">Milk</td> <td style="text-align:center;">200G</td> <td style="text-align:center;">400G</td> <td style="text-align:center;">600G</td> <td style="text-align:center;">EMA</td> <td style="text-align:center;">Rib</td> <td style="text-align:center;">Rump</td> <td style="text-align:center;">RBY</td> <td style="text-align:center;">IMF</td> </tr> <tr> <td>EBV</td> <td style="text-align:center;">5.7</td> <td style="text-align:center;">1.6</td> <td style="text-align:center;">19</td> <td style="text-align:center;">34</td> <td style="text-align:center;">42</td> <td style="text-align:center;">65</td> <td style="text-align:center;">2.8</td> <td style="text-align:center;">0.4</td> <td style="text-align:center;">0.6</td> <td style="text-align:center;">1</td> <td style="text-align:center;">0.2</td> </tr> <tr> <td>ACC%</td> <td style="text-align:center;">71%</td> <td style="text-align:center;">76%</td> <td style="text-align:center;">38%</td> <td style="text-align:center;">66%</td> <td style="text-align:center;">66%</td> <td style="text-align:center;">64%</td> <td style="text-align:center;">48%</td> <td style="text-align:center;">52%</td> <td style="text-align:center;">57%</td> <td style="text-align:center;">50%</td> <td style="text-align:center;">50%</td> </tr> </table>						BW	Scrotal	Milk	200G	400G	600G	EMA	Rib	Rump	RBY	IMF	EBV	5.7	1.6	19	34	42	65	2.8	0.4	0.6	1	0.2	ACC%	71%	76%	38%	66%	66%	64%	48%	52%	57%	50%	50%
	BW	Scrotal	Milk	200G	400G	600G	EMA	Rib	Rump	RBY	IMF																													
EBV	5.7	1.6	19	34	42	65	2.8	0.4	0.6	1	0.2																													
ACC%	71%	76%	38%	66%	66%	64%	48%	52%	57%	50%	50%																													

32	BOWMONT WALLACE L019 (AI) (S)	Calved: 06/07/2015	Tattoo: L019	ID No: GRKL019	SOUTH BUKALONG WALKER 6 (AI) (P) SOUTH BUKALONG WALLACE 2 (P) SOUTH BUKALONG VICTORIA 152 (P) GLENTREVOR WALLACE H427 (AI) (P) GLENTREVOR ROCKET D016 (AI) (P) GLENTREVOR MARITANA F240 (P) GLENTREVOR MARITANA C925 (AI) (P) COURALLIE UROPA Y126 (AI) (H) KALUDAH UROPA E049 (H) KALUDAH HAPPY DAY C614 (H) BOWMONT L MINERVA J093 (H) TALBALBA VARMIN (H) BOWMONT L MINERVA G065 (H) BOWMONT L MINERVA C010 (AI) (H)																																			
<table border="1" style="width:100%; border-collapse: collapse;"> <tr> <th colspan="2">MARKET INDEX VALUES</th> </tr> <tr> <td>Supermarket</td> <td style="text-align:right;">\$100</td> </tr> <tr> <td>Grass Fed</td> <td style="text-align:right;">\$97</td> </tr> <tr> <td>Grain Fed</td> <td style="text-align:right;">\$107</td> </tr> <tr> <td>EU</td> <td style="text-align:right;">\$108</td> </tr> </table>					MARKET INDEX VALUES		Supermarket	\$100	Grass Fed	\$97	Grain Fed	\$107	EU	\$108																										
MARKET INDEX VALUES																																								
Supermarket	\$100																																							
Grass Fed	\$97																																							
Grain Fed	\$107																																							
EU	\$108																																							
Traits Observed: GL,CE,BWT,200WT,400WT,SS, FAT,EMA,IMF																																								
Purchaser:																																								
December 2016 Hereford GROUP BREEDPLAN																																								
<table border="1" style="width:100%; border-collapse: collapse;"> <tr> <td></td> <td style="text-align:center;">BW</td> <td style="text-align:center;">Scrotal</td> <td style="text-align:center;">Milk</td> <td style="text-align:center;">200G</td> <td style="text-align:center;">400G</td> <td style="text-align:center;">600G</td> <td style="text-align:center;">EMA</td> <td style="text-align:center;">Rib</td> <td style="text-align:center;">Rump</td> <td style="text-align:center;">RBY</td> <td style="text-align:center;">IMF</td> </tr> <tr> <td>EBV</td> <td style="text-align:center;">2.6</td> <td style="text-align:center;">1.5</td> <td style="text-align:center;">20</td> <td style="text-align:center;">34</td> <td style="text-align:center;">49</td> <td style="text-align:center;">72</td> <td style="text-align:center;">3</td> <td style="text-align:center;">0.7</td> <td style="text-align:center;">1.2</td> <td style="text-align:center;">0.6</td> <td style="text-align:center;">0.2</td> </tr> <tr> <td>ACC%</td> <td style="text-align:center;">71%</td> <td style="text-align:center;">75%</td> <td style="text-align:center;">37%</td> <td style="text-align:center;">66%</td> <td style="text-align:center;">66%</td> <td style="text-align:center;">64%</td> <td style="text-align:center;">48%</td> <td style="text-align:center;">52%</td> <td style="text-align:center;">57%</td> <td style="text-align:center;">50%</td> <td style="text-align:center;">50%</td> </tr> </table>						BW	Scrotal	Milk	200G	400G	600G	EMA	Rib	Rump	RBY	IMF	EBV	2.6	1.5	20	34	49	72	3	0.7	1.2	0.6	0.2	ACC%	71%	75%	37%	66%	66%	64%	48%	52%	57%	50%	50%
	BW	Scrotal	Milk	200G	400G	600G	EMA	Rib	Rump	RBY	IMF																													
EBV	2.6	1.5	20	34	49	72	3	0.7	1.2	0.6	0.2																													
ACC%	71%	75%	37%	66%	66%	64%	48%	52%	57%	50%	50%																													

33	BOWMONT ECLIPSE L102 (P)	Calved: 29/07/2015	Tattoo: L102	ID No: GRKL102																																					
		<table border="1" style="width:100%; border-collapse: collapse;"> <tr><th colspan="2">MARKET INDEX VALUES</th></tr> <tr><td>Supermarket</td><td style="text-align:right;">\$68</td></tr> <tr><td>Grass Fed</td><td style="text-align:right;">\$63</td></tr> <tr><td>Grain Fed</td><td style="text-align:right;">\$74</td></tr> <tr><td>EU</td><td style="text-align:right;">\$76</td></tr> </table>		MARKET INDEX VALUES		Supermarket	\$68	Grass Fed	\$63	Grain Fed	\$74	EU	\$76	Traits Observed: CE,BWT,200WT		WIRRUNA ABERCORN (AI) (P) ALLENDALE YEMEN E39 (P) ALLENDALE FANCY A158 (AI) (ET) (S) ALLENDALE COLLINGWOOD G20 (AI) (P) HEATHERDALE MAGNUM C97 (P) ALLENDALE BLUE MIST E13 (P) HEATHERDALE BLUE MIST C25 (AI) (P) KIDMAN ESSENTIAL B9 (P) KIDMAN THINK BIG E31 (AI) (TW) (P) KIDMAN LORNA X64 (TW) (P) BOWMONT MARITANA J161 (AI) (ET) (P) BOWMONT STORM C093 (H) BOWMONT MARITANA F054 (H) BOWMONT MARITANA Z486 (AI) (H)																									
MARKET INDEX VALUES																																									
Supermarket	\$68																																								
Grass Fed	\$63																																								
Grain Fed	\$74																																								
EU	\$76																																								
Purchaser: \$:.....																																									
December 2016 Hereford GROUP BREEDPLAN																																									
<table border="1" style="width:100%; border-collapse: collapse;"> <tr> <td></td> <td>BW</td> <td>Scrotal</td> <td>Milk</td> <td>200G</td> <td>400G</td> <td>600G</td> <td>EMA</td> <td>Rib</td> <td>Rump</td> <td>RBY</td> <td>IMF</td> </tr> <tr> <td>EBV</td> <td>5.8</td> <td>1.6</td> <td>15</td> <td>33</td> <td>46</td> <td>68</td> <td></td> <td></td> <td></td> <td></td> <td></td> </tr> <tr> <td>ACC%</td> <td>71%</td> <td>53%</td> <td>39%</td> <td>65%</td> <td>61%</td> <td>62%</td> <td></td> <td></td> <td></td> <td></td> <td></td> </tr> </table>							BW	Scrotal	Milk	200G	400G	600G	EMA	Rib	Rump	RBY	IMF	EBV	5.8	1.6	15	33	46	68						ACC%	71%	53%	39%	65%	61%	62%					
	BW	Scrotal	Milk	200G	400G	600G	EMA	Rib	Rump	RBY	IMF																														
EBV	5.8	1.6	15	33	46	68																																			
ACC%	71%	53%	39%	65%	61%	62%																																			

34	BOWMONT VICEROY L055 (AI) (P)	Calved: 14/07/2015	Tattoo: L055	ID No: GRKL055																																					
		<table border="1" style="width:100%; border-collapse: collapse;"> <tr><th colspan="2">MARKET INDEX VALUES</th></tr> <tr><td>Supermarket</td><td style="text-align:right;">\$80</td></tr> <tr><td>Grass Fed</td><td style="text-align:right;">\$76</td></tr> <tr><td>Grain Fed</td><td style="text-align:right;">\$81</td></tr> <tr><td>EU</td><td style="text-align:right;">\$94</td></tr> </table>		MARKET INDEX VALUES		Supermarket	\$80	Grass Fed	\$76	Grain Fed	\$81	EU	\$94	Traits Observed: GL,CE,BWT,200WT,400WT,SS, FAT,EMA,IMF		ALLENDALE MUSKETEER (AI) (S) STUDBROOK D'ARTAGNION V086 (AI) (ET) (S) BOWEN TRICEL P180 (P) YALGOO VICEROY E316 (ET) (P) YALGOO CRUNCH M109 (AI) (P) YALGOO VANESSA T104 (P) YALGOO VANESSA G127 (P) DEBARRY HIGHLANDER 2 (AI) (S) DEBARRY OLYMPUS A8 (S) DEBARRY PURITY W61 (P) BOWMONT QUEEN D035 (AI) (H#) INJEMIRA DUKE J273 ET1 (ET) (H) BOWMONT QUEEN A546 (AI) (H) BOWMONT QUEEN 183 (H)																									
MARKET INDEX VALUES																																									
Supermarket	\$80																																								
Grass Fed	\$76																																								
Grain Fed	\$81																																								
EU	\$94																																								
Purchaser:																																									
December 2016 Hereford GROUP BREEDPLAN																																									
<table border="1" style="width:100%; border-collapse: collapse;"> <tr> <td></td> <td>BW</td> <td>Scrotal</td> <td>Milk</td> <td>200G</td> <td>400G</td> <td>600G</td> <td>EMA</td> <td>Rib</td> <td>Rump</td> <td>RBY</td> <td>IMF</td> </tr> <tr> <td>EBV</td> <td>3.8</td> <td>3.6</td> <td>13</td> <td>24</td> <td>43</td> <td>65</td> <td>4.2</td> <td>0.2</td> <td>0.4</td> <td>1.4</td> <td>-0.1</td> </tr> <tr> <td>ACC%</td> <td>72%</td> <td>76%</td> <td>50%</td> <td>68%</td> <td>68%</td> <td>67%</td> <td>53%</td> <td>56%</td> <td>60%</td> <td>52%</td> <td>55%</td> </tr> </table>							BW	Scrotal	Milk	200G	400G	600G	EMA	Rib	Rump	RBY	IMF	EBV	3.8	3.6	13	24	43	65	4.2	0.2	0.4	1.4	-0.1	ACC%	72%	76%	50%	68%	68%	67%	53%	56%	60%	52%	55%
	BW	Scrotal	Milk	200G	400G	600G	EMA	Rib	Rump	RBY	IMF																														
EBV	3.8	3.6	13	24	43	65	4.2	0.2	0.4	1.4	-0.1																														
ACC%	72%	76%	50%	68%	68%	67%	53%	56%	60%	52%	55%																														

35	BOWMONT VICEROY L009 (AI) (TW) (P)	Calved: 03/07/2015	Tattoo: L009	ID No: GRKL009																																					
		<table border="1" style="width:100%; border-collapse: collapse;"> <tr><th colspan="2">MARKET INDEX VALUES</th></tr> <tr><td>Supermarket</td><td style="text-align:right;">\$82</td></tr> <tr><td>Grass Fed</td><td style="text-align:right;">\$79</td></tr> <tr><td>Grain Fed</td><td style="text-align:right;">\$90</td></tr> <tr><td>EU</td><td style="text-align:right;">\$94</td></tr> </table>		MARKET INDEX VALUES		Supermarket	\$82	Grass Fed	\$79	Grain Fed	\$90	EU	\$94	Traits Observed: BWT,200WT,400WT,SS,FAT,EMA,IMF		ALLENDALE MUSKETEER (AI) (S) STUDBROOK D'ARTAGNION V086 (AI) (ET) (S) BOWEN TRICEL P180 (P) YALGOO VICEROY E316 (ET) (P) YALGOO CRUNCH M109 (AI) (P) YALGOO VANESSA T104 (P) YALGOO VANESSA G127 (P) ALLENDALE VAGABOND A74 (AI) (P) ALLENDALE WATERHOUSE D1 (P) ALLENDALE MARLINE X185 (P) BOWMONT MARITANA G067 (AI) (P) RED HILL TIME BOMB (AI) (ET) (H) BOWMONT MARITANA Y322 (AI) (H) BOWMONT MARITANA 354 (H)																									
MARKET INDEX VALUES																																									
Supermarket	\$82																																								
Grass Fed	\$79																																								
Grain Fed	\$90																																								
EU	\$94																																								
Purchaser: \$:.....																																									
December 2016 Hereford GROUP BREEDPLAN																																									
<table border="1" style="width:100%; border-collapse: collapse;"> <tr> <td></td> <td>BW</td> <td>Scrotal</td> <td>Milk</td> <td>200G</td> <td>400G</td> <td>600G</td> <td>EMA</td> <td>Rib</td> <td>Rump</td> <td>RBY</td> <td>IMF</td> </tr> <tr> <td>EBV</td> <td>3.4</td> <td>3</td> <td>13</td> <td>27</td> <td>43</td> <td>63</td> <td>3.3</td> <td>0.5</td> <td>1.1</td> <td>0.2</td> <td>0.5</td> </tr> <tr> <td>ACC%</td> <td>72%</td> <td>74%</td> <td>49%</td> <td>67%</td> <td>67%</td> <td>66%</td> <td>54%</td> <td>57%</td> <td>60%</td> <td>53%</td> <td>56%</td> </tr> </table>							BW	Scrotal	Milk	200G	400G	600G	EMA	Rib	Rump	RBY	IMF	EBV	3.4	3	13	27	43	63	3.3	0.5	1.1	0.2	0.5	ACC%	72%	74%	49%	67%	67%	66%	54%	57%	60%	53%	56%
	BW	Scrotal	Milk	200G	400G	600G	EMA	Rib	Rump	RBY	IMF																														
EBV	3.4	3	13	27	43	63	3.3	0.5	1.1	0.2	0.5																														
ACC%	72%	74%	49%	67%	67%	66%	54%	57%	60%	53%	56%																														

36	BOWMONT ECLIPSE L095 (P)	Calved: 28/07/2015	Tattoo: L095	ID No: GRKL095																																					
		<table border="1" style="width:100%; border-collapse: collapse;"> <tr><th colspan="2">MARKET INDEX VALUES</th></tr> <tr><td>Supermarket</td><td style="text-align:right;">\$87</td></tr> <tr><td>Grass Fed</td><td style="text-align:right;">\$88</td></tr> <tr><td>Grain Fed</td><td style="text-align:right;">\$117</td></tr> <tr><td>EU</td><td style="text-align:right;">\$101</td></tr> </table>		MARKET INDEX VALUES		Supermarket	\$87	Grass Fed	\$88	Grain Fed	\$117	EU	\$101	Traits Observed: CE,BWT,200WT,400WT,SS,FAT, EMA,IMF		WIRRUNA ABERCORN (AI) (P) ALLENDALE YEMEN E39 (P) ALLENDALE FANCY A158 (AI) (ET) (S) ALLENDALE COLLINGWOOD G20 (AI) (P) HEATHERDALE MAGNUM C97 (P) ALLENDALE BLUE MIST E13 (P) HEATHERDALE BLUE MIST C25 (AI) (P) MAWARRA UNIQUE C041 (AI) (H) YARRAM UNIQUE F181 (H) YARRAM FLOSSIE A096 (H) BOWMONT UNIQUE J074 (AI) (H) BRAMBLE NEWCASTER N177 ET6 (AI) (ET) (H) BOWMONT MARITANA A543 (AI) (H) BOWMONT MARITANA X241 (AI) (H)																									
MARKET INDEX VALUES																																									
Supermarket	\$87																																								
Grass Fed	\$88																																								
Grain Fed	\$117																																								
EU	\$101																																								
Purchaser:																																									
December 2016 Hereford GROUP BREEDPLAN																																									
<table border="1" style="width:100%; border-collapse: collapse;"> <tr> <td></td> <td>BW</td> <td>Scrotal</td> <td>Milk</td> <td>200G</td> <td>400G</td> <td>600G</td> <td>EMA</td> <td>Rib</td> <td>Rump</td> <td>RBY</td> <td>IMF</td> </tr> <tr> <td>EBV</td> <td>3.1</td> <td>1.6</td> <td>16</td> <td>25</td> <td>37</td> <td>57</td> <td>4.8</td> <td>1.1</td> <td>1.5</td> <td>0.8</td> <td>1.3</td> </tr> <tr> <td>ACC%</td> <td>72%</td> <td>76%</td> <td>39%</td> <td>66%</td> <td>66%</td> <td>64%</td> <td>48%</td> <td>51%</td> <td>55%</td> <td>49%</td> <td>50%</td> </tr> </table>							BW	Scrotal	Milk	200G	400G	600G	EMA	Rib	Rump	RBY	IMF	EBV	3.1	1.6	16	25	37	57	4.8	1.1	1.5	0.8	1.3	ACC%	72%	76%	39%	66%	66%	64%	48%	51%	55%	49%	50%
	BW	Scrotal	Milk	200G	400G	600G	EMA	Rib	Rump	RBY	IMF																														
EBV	3.1	1.6	16	25	37	57	4.8	1.1	1.5	0.8	1.3																														
ACC%	72%	76%	39%	66%	66%	64%	48%	51%	55%	49%	50%																														

37	BOWMONT HONKEY TONK L029 (AI) (S)	Calved: 08/07/2015	Tattoo: L029	ID No: GRKL029	<p>ALLENDALE KING KONG 2 (S) ALLENDALE NATIONAL W168 (P) ALLENDALE CORA R22 (P)</p> <p>VALMA HONKEY TONK (AI) (P) VALMA GOLDRUSH V103 (AI) (P) VALMA GOLDS BANKSIA Z37 (P) VALMA ADVANCER'S BANKSIA S86 (P)</p> <p>VENA PARK JACKPOT (H) VENA PARK SHARKA (H) WALLAMUMBI VICTORIA 348 (HPR) (H)</p> <p>BOWMONT QUEEN Y348 (AI) (H) BOWMONT UMBERTO 35 (H) BOWMONT QUEEN 174 (H) BOWMONT QUEEN 129 (H)</p>																																			
<table border="1" style="width:100%; border-collapse: collapse;"> <tr> <th colspan="2">MARKET INDEX VALUES</th> </tr> <tr> <td>Supermarket</td> <td style="text-align: right;">\$69</td> </tr> <tr> <td>Grass Fed</td> <td style="text-align: right;">\$63</td> </tr> <tr> <td>Grain Fed</td> <td style="text-align: right;">\$76</td> </tr> <tr> <td>EU</td> <td style="text-align: right;">\$76</td> </tr> </table>					MARKET INDEX VALUES		Supermarket	\$69	Grass Fed	\$63	Grain Fed	\$76	EU	\$76																										
MARKET INDEX VALUES																																								
Supermarket	\$69																																							
Grass Fed	\$63																																							
Grain Fed	\$76																																							
EU	\$76																																							
<p>Purchaser: \$:.....</p>																																								
December 2016 Hereford GROUP BREEDPLAN																																								
<table border="1" style="width:100%; border-collapse: collapse;"> <tr> <td></td> <td style="text-align: center;">BW</td> <td style="text-align: center;">Scrotal</td> <td style="text-align: center;">Milk</td> <td style="text-align: center;">200G</td> <td style="text-align: center;">400G</td> <td style="text-align: center;">600G</td> <td style="text-align: center;">EMA</td> <td style="text-align: center;">Rib</td> <td style="text-align: center;">Rump</td> <td style="text-align: center;">RBY</td> <td style="text-align: center;">IMF</td> </tr> <tr> <td>EBV</td> <td style="text-align: center;">5</td> <td style="text-align: center;">0.3</td> <td style="text-align: center;">12</td> <td style="text-align: center;">34</td> <td style="text-align: center;">58</td> <td style="text-align: center;">77</td> <td style="text-align: center;">5.3</td> <td style="text-align: center;">-0.1</td> <td style="text-align: center;">0.1</td> <td style="text-align: center;">1.5</td> <td></td> </tr> <tr> <td>ACC%</td> <td style="text-align: center;">70%</td> <td style="text-align: center;">75%</td> <td style="text-align: center;">49%</td> <td style="text-align: center;">65%</td> <td style="text-align: center;">65%</td> <td style="text-align: center;">63%</td> <td style="text-align: center;">48%</td> <td style="text-align: center;">51%</td> <td style="text-align: center;">54%</td> <td style="text-align: center;">49%</td> <td></td> </tr> </table>						BW	Scrotal	Milk	200G	400G	600G	EMA	Rib	Rump	RBY	IMF	EBV	5	0.3	12	34	58	77	5.3	-0.1	0.1	1.5		ACC%	70%	75%	49%	65%	65%	63%	48%	51%	54%	49%	
	BW	Scrotal	Milk	200G	400G	600G	EMA	Rib	Rump	RBY	IMF																													
EBV	5	0.3	12	34	58	77	5.3	-0.1	0.1	1.5																														
ACC%	70%	75%	49%	65%	65%	63%	48%	51%	54%	49%																														

38	BOWMONT PANASONIC L140 (H)	Calved: 22/08/2015	Tattoo: L140	ID No: GRKL140	<p>PARSON HILL PRESIDENT ET (AI) (ET) (H) DAI MARU PANASONIC (AI) (H) DAI MARU OYSTER W509 (AI) (H)</p> <p>KYMARNEY PANOSONIC (H) YARRAM STAR GENERAL S160 (AI) (H) KYMARNEY GWEN Y002 ET1 (AI) (ET) (H) KYMARNEY GWEN N10 (H)</p> <p>STR STANDARD 256B DOM LAD 68L (H) STANDARD 68L DOM LAD 38T (IMP CAN) (H) K 64H RIBSTONE LADY 112N (H)</p> <p>BOWMONT L MINERVA G045 (AI) (H) GLENDA PARK STORM W134 (H) BOWMONT L MINERVA B707 (H) BOWMONT L MINERVA W110 (AI) (H)</p>																																			
<table border="1" style="width:100%; border-collapse: collapse;"> <tr> <th colspan="2">MARKET INDEX VALUES</th> </tr> <tr> <td>Supermarket</td> <td style="text-align: right;">\$69</td> </tr> <tr> <td>Grass Fed</td> <td style="text-align: right;">\$62</td> </tr> <tr> <td>Grain Fed</td> <td style="text-align: right;">\$75</td> </tr> <tr> <td>EU</td> <td style="text-align: right;">\$77</td> </tr> </table>					MARKET INDEX VALUES		Supermarket	\$69	Grass Fed	\$62	Grain Fed	\$75	EU	\$77																										
MARKET INDEX VALUES																																								
Supermarket	\$69																																							
Grass Fed	\$62																																							
Grain Fed	\$75																																							
EU	\$77																																							
<p>Purchaser:</p>																																								
December 2016 Hereford GROUP BREEDPLAN																																								
<table border="1" style="width:100%; border-collapse: collapse;"> <tr> <td></td> <td style="text-align: center;">BW</td> <td style="text-align: center;">Scrotal</td> <td style="text-align: center;">Milk</td> <td style="text-align: center;">200G</td> <td style="text-align: center;">400G</td> <td style="text-align: center;">600G</td> <td style="text-align: center;">EMA</td> <td style="text-align: center;">Rib</td> <td style="text-align: center;">Rump</td> <td style="text-align: center;">RBY</td> <td style="text-align: center;">IMF</td> </tr> <tr> <td>EBV</td> <td style="text-align: center;">6.3</td> <td style="text-align: center;">3.5</td> <td style="text-align: center;">20</td> <td style="text-align: center;">33</td> <td style="text-align: center;">53</td> <td style="text-align: center;">74</td> <td style="text-align: center;">1.6</td> <td style="text-align: center;">0.1</td> <td style="text-align: center;">-0.1</td> <td style="text-align: center;">0.3</td> <td style="text-align: center;">0.4</td> </tr> <tr> <td>ACC%</td> <td style="text-align: center;">69%</td> <td style="text-align: center;">74%</td> <td style="text-align: center;">38%</td> <td style="text-align: center;">63%</td> <td style="text-align: center;">63%</td> <td style="text-align: center;">62%</td> <td style="text-align: center;">44%</td> <td style="text-align: center;">49%</td> <td style="text-align: center;">54%</td> <td style="text-align: center;">46%</td> <td style="text-align: center;">46%</td> </tr> </table>						BW	Scrotal	Milk	200G	400G	600G	EMA	Rib	Rump	RBY	IMF	EBV	6.3	3.5	20	33	53	74	1.6	0.1	-0.1	0.3	0.4	ACC%	69%	74%	38%	63%	63%	62%	44%	49%	54%	46%	46%
	BW	Scrotal	Milk	200G	400G	600G	EMA	Rib	Rump	RBY	IMF																													
EBV	6.3	3.5	20	33	53	74	1.6	0.1	-0.1	0.3	0.4																													
ACC%	69%	74%	38%	63%	63%	62%	44%	49%	54%	46%	46%																													

39	BOWMONT VARIATION L074 (H)	Calved: 20/07/2015	Tattoo: L074	ID No: GRKL074	<p>CHURCHILL VARIATION (TW) (H) CHURCHILL VARIATION Z120 (H) CHURCHILL ANGELA W541 (AI) (H)</p> <p>BOLONG VARIATION G046 (H) RACOVOLIS TAM O'SHANTER Y550 ET (ET) (H) BOLONG C012 (H) BOLONG X034 (H)</p> <p>SUGARLOAF CRACOV A231 (H) GUNYAH WINCHESTER (H) GUNYAH LOYAL Y319 (H)</p> <p>BOWMONT QUEEN H081 (H) GLENDA PARK STORM W134 (H) BOWMONT QUEEN C054 (H) BOWMONT QUEEN W195 (AI) (H)</p>																																			
<table border="1" style="width:100%; border-collapse: collapse;"> <tr> <th colspan="2">MARKET INDEX VALUES</th> </tr> <tr> <td>Supermarket</td> <td style="text-align: right;">\$72</td> </tr> <tr> <td>Grass Fed</td> <td style="text-align: right;">\$65</td> </tr> <tr> <td>Grain Fed</td> <td style="text-align: right;">\$75</td> </tr> <tr> <td>EU</td> <td style="text-align: right;">\$79</td> </tr> </table>					MARKET INDEX VALUES		Supermarket	\$72	Grass Fed	\$65	Grain Fed	\$75	EU	\$79																										
MARKET INDEX VALUES																																								
Supermarket	\$72																																							
Grass Fed	\$65																																							
Grain Fed	\$75																																							
EU	\$79																																							
<p>Purchaser: \$:.....</p>																																								
December 2016 Hereford GROUP BREEDPLAN																																								
<table border="1" style="width:100%; border-collapse: collapse;"> <tr> <td></td> <td style="text-align: center;">BW</td> <td style="text-align: center;">Scrotal</td> <td style="text-align: center;">Milk</td> <td style="text-align: center;">200G</td> <td style="text-align: center;">400G</td> <td style="text-align: center;">600G</td> <td style="text-align: center;">EMA</td> <td style="text-align: center;">Rib</td> <td style="text-align: center;">Rump</td> <td style="text-align: center;">RBY</td> <td style="text-align: center;">IMF</td> </tr> <tr> <td>EBV</td> <td style="text-align: center;">6.5</td> <td style="text-align: center;">1.3</td> <td style="text-align: center;">11</td> <td style="text-align: center;">34</td> <td style="text-align: center;">56</td> <td style="text-align: center;">82</td> <td style="text-align: center;">2.7</td> <td style="text-align: center;">0.2</td> <td style="text-align: center;">0.3</td> <td style="text-align: center;">0.8</td> <td style="text-align: center;">0.4</td> </tr> <tr> <td>ACC%</td> <td style="text-align: center;">71%</td> <td style="text-align: center;">76%</td> <td style="text-align: center;">35%</td> <td style="text-align: center;">65%</td> <td style="text-align: center;">66%</td> <td style="text-align: center;">64%</td> <td style="text-align: center;">46%</td> <td style="text-align: center;">51%</td> <td style="text-align: center;">56%</td> <td style="text-align: center;">49%</td> <td style="text-align: center;">49%</td> </tr> </table>						BW	Scrotal	Milk	200G	400G	600G	EMA	Rib	Rump	RBY	IMF	EBV	6.5	1.3	11	34	56	82	2.7	0.2	0.3	0.8	0.4	ACC%	71%	76%	35%	65%	66%	64%	46%	51%	56%	49%	49%
	BW	Scrotal	Milk	200G	400G	600G	EMA	Rib	Rump	RBY	IMF																													
EBV	6.5	1.3	11	34	56	82	2.7	0.2	0.3	0.8	0.4																													
ACC%	71%	76%	35%	65%	66%	64%	46%	51%	56%	49%	49%																													

40	BOWMONT VARIATION L114 (H#)	Calved: 04/08/2015	Tattoo: L114	ID No: GRKL114	<p>CHURCHILL VARIATION (TW) (H) CHURCHILL VARIATION Z120 (H) CHURCHILL ANGELA W541 (AI) (H)</p> <p>BOLONG VARIATION G046 (H) RACOVOLIS TAM O'SHANTER Y550 ET(ET) (H) BOLONG C012 (H) BOLONG X034 (H)</p> <p>CHARNOCK FIREBALL (AI) (H) CHARNOCK JACKAL (AI) (H) CHARNOCK SUNSET 53 (H)</p> <p>BOWMONT MARITANA G147 (H#) BOWEN VINCENT V1 (S) BOWMONT MARITANA C094 (H#) BOWMONT MARITANA X241 (AI) (H)</p>																																			
<table border="1" style="width:100%; border-collapse: collapse;"> <tr> <th colspan="2">MARKET INDEX VALUES</th> </tr> <tr> <td>Supermarket</td> <td style="text-align: right;">\$77</td> </tr> <tr> <td>Grass Fed</td> <td style="text-align: right;">\$69</td> </tr> <tr> <td>Grain Fed</td> <td style="text-align: right;">\$67</td> </tr> <tr> <td>EU</td> <td style="text-align: right;">\$85</td> </tr> </table>					MARKET INDEX VALUES		Supermarket	\$77	Grass Fed	\$69	Grain Fed	\$67	EU	\$85																										
MARKET INDEX VALUES																																								
Supermarket	\$77																																							
Grass Fed	\$69																																							
Grain Fed	\$67																																							
EU	\$85																																							
<p>Purchaser:</p>																																								
December 2016 Hereford GROUP BREEDPLAN																																								
<table border="1" style="width:100%; border-collapse: collapse;"> <tr> <td></td> <td style="text-align: center;">BW</td> <td style="text-align: center;">Scrotal</td> <td style="text-align: center;">Milk</td> <td style="text-align: center;">200G</td> <td style="text-align: center;">400G</td> <td style="text-align: center;">600G</td> <td style="text-align: center;">EMA</td> <td style="text-align: center;">Rib</td> <td style="text-align: center;">Rump</td> <td style="text-align: center;">RBY</td> <td style="text-align: center;">IMF</td> </tr> <tr> <td>EBV</td> <td style="text-align: center;">5.8</td> <td style="text-align: center;">1.6</td> <td style="text-align: center;">15</td> <td style="text-align: center;">34</td> <td style="text-align: center;">56</td> <td style="text-align: center;">82</td> <td style="text-align: center;">2.2</td> <td style="text-align: center;">-0.3</td> <td style="text-align: center;">-0.4</td> <td style="text-align: center;">1.4</td> <td style="text-align: center;">-0.6</td> </tr> <tr> <td>ACC%</td> <td style="text-align: center;">71%</td> <td style="text-align: center;">76%</td> <td style="text-align: center;">37%</td> <td style="text-align: center;">66%</td> <td style="text-align: center;">66%</td> <td style="text-align: center;">64%</td> <td style="text-align: center;">47%</td> <td style="text-align: center;">51%</td> <td style="text-align: center;">56%</td> <td style="text-align: center;">49%</td> <td style="text-align: center;">49%</td> </tr> </table>						BW	Scrotal	Milk	200G	400G	600G	EMA	Rib	Rump	RBY	IMF	EBV	5.8	1.6	15	34	56	82	2.2	-0.3	-0.4	1.4	-0.6	ACC%	71%	76%	37%	66%	66%	64%	47%	51%	56%	49%	49%
	BW	Scrotal	Milk	200G	400G	600G	EMA	Rib	Rump	RBY	IMF																													
EBV	5.8	1.6	15	34	56	82	2.2	-0.3	-0.4	1.4	-0.6																													
ACC%	71%	76%	37%	66%	66%	64%	47%	51%	56%	49%	49%																													

41 BOWMONT VARIATION L136 (H)
 Calved: 19/08/2015 Tattoo: L136 ID No: GRKL136

MARKET INDEX VALUES	
Supermarket	\$78
Grass Fed	\$70
Grain Fed	\$82
EU	\$85

Traits Observed:
 CE,BWT,200WT,400WT,SS,FAT,EMA,IMF

CHURCHILL VARIATION (TW) (H)
 CHURCHILL VARIATION Z120 (H)
 CHURCHILL ANGELA W541 (AI) (H)

BOLONG VARIATION G046 (H)
 RACOVOLIS TAM O'SHANTER Y550 ET (ET) (H)
 BOLONG C012 (H)
 BOLONG X034 (H)

FOXFORTH VALUABLE (H)
 TALBALBA VARMINT (H)
 BUNDARRA MONICA V70 (H)

BOWMONT QUEEN H148 (H)
 BOWMONT VICTORY BLEND Z458 (H)
 BOWMONT QUEEN C030 (AI) (H)
 BOWMONT MARITANA Y368 (H)

Purchaser: \$:.....

December 2016 Hereford GROUP BREEDPLAN											
	BW	Scrotal	Milk	200G	400G	600G	EMA	Rib	Rump	RBV	IMF
EBV	7.8	1.3	13	41	65	92	3.6	0.1	0.2	1.1	0.4
ACC%	71%	75%	35%	65%	66%	64%	46%	52%	56%	49%	49%

42 BOWMONT VARIATION L133 (H)
 Calved: 19/08/2015 Tattoo: L133 ID No: GRKL133

MARKET INDEX VALUES	
Supermarket	\$70
Grass Fed	\$66
Grain Fed	\$86
EU	\$77

Traits Observed:
 CE,BWT,200WT,400WT,SS,FAT,EMA,IMF

CHURCHILL VARIATION (TW) (H)
 CHURCHILL VARIATION Z120 (H)
 CHURCHILL ANGELA W541 (AI) (H)

BOLONG VARIATION G046 (H)
 RACOVOLIS TAM O'SHANTER Y550 ET (ET) (H)
 BOLONG C012 (H)
 BOLONG X034 (H)

LLANGLOTHAN STORM U964 (H)
 GLENDAN PARK STORM W134 (H)
 ZUM PARK ATHENA (H)

BOWMONT MARITANA D084 (H)
 VENA PARK SHARKA (H)
 BOWMONT MARITANA W168 (AI) (H)
 BOWMONT MARITANA 272 (AI) (H)

Purchaser:

December 2016 Hereford GROUP BREEDPLAN											
	BW	Scrotal	Milk	200G	400G	600G	EMA	Rib	Rump	RBV	IMF
EBV	5.6	1.4	14	32	55	76	3.4	1	1.6	0.1	1.2
ACC%	71%	77%	41%	66%	67%	65%	49%	53%	58%	51%	51%

43 BOWMONT VARIATION L117 (H)
 Calved: 06/08/2015 Tattoo: L117 ID No: GRKL117

MARKET INDEX VALUES	
Supermarket	\$58
Grass Fed	\$54
Grain Fed	\$55
EU	\$65

Traits Observed:
 CE,BWT,200WT,400WT,SS,FAT,EMA,IMF

CHURCHILL VARIATION (TW) (H)
 CHURCHILL VARIATION Z120 (H)
 CHURCHILL ANGELA W541 (AI) (H)

BOLONG VARIATION G046 (H)
 RACOVOLIS TAM O'SHANTER Y550 ET (ET) (H)
 BOLONG C012 (H)
 BOLONG X034 (H)

WIDGIEWA JABIRU ET6 (ET) (H)
 TARCOMBE CAPTAIN (H)
 EAST ROSS G LEONIE J324 (H)

BOWMONT SILVER Q C006 (AI) (H)
 GLENDAN PARK STORM W134 (H)
 BOWMONT SILVER Q A601 (H)
 BOWMONT SILVER Q 40 (AI) (H)

Purchaser: \$:.....

December 2016 Hereford GROUP BREEDPLAN											
	BW	Scrotal	Milk	200G	400G	600G	EMA	Rib	Rump	RBV	IMF
EBV	3.8	0.8	13	26	41	58	2.3	-0.1	-0.1	1.1	-0.2
ACC%	71%	77%	42%	67%	67%	65%	49%	53%	57%	51%	51%

44 BOWMONT VARIATION L143 (H)
 Calved: 23/08/2015 Tattoo: L143 ID No: GRKL143

MARKET INDEX VALUES	
Supermarket	\$68
Grass Fed	\$60
Grain Fed	\$60
EU	\$76

Traits Observed:
 CE,BWT,200WT,400WT,SS,FAT,EMA,IMF

CHURCHILL VARIATION (TW) (H)
 CHURCHILL VARIATION Z120 (H)
 CHURCHILL ANGELA W541 (AI) (H)

BOLONG VARIATION G046 (H)
 RACOVOLIS TAM O'SHANTER Y550 ET (ET) (H)
 BOLONG C012 (H)
 BOLONG X034 (H)

CHARNOCK FIREBALL (AI) (H)
 CHARNOCK JACKAL (AI) (H)
 CHARNOCK SUNSET 53 (H)

BOWMONT MARITANA F089 (H)
 GLENDAN PARK STORM W134 (H)
 BOWMONT MARITANA C073 (H)
 BOWMONT MARITANA A568 (AI) (H)

Purchaser:

December 2016 Hereford GROUP BREEDPLAN											
	BW	Scrotal	Milk	200G	400G	600G	EMA	Rib	Rump	RBV	IMF
EBV	6.7	2.6	12	33	51	78	2.6	0.1	0.2	1	-0.4
ACC%	71%	76%	37%	66%	66%	65%	48%	52%	57%	50%	51%

45 BOWMONT VARIATION L163 (H)
 Calved: 14/09/2015 Tattoo: L163 ID No: GRKL163

MARKET INDEX VALUES

Supermarket	\$91
Grass Fed	\$86
Grain Fed	\$103
EU	\$104

Traits Observed:
 CE,BWT,200WT,400WT,SS,FAT,EMA,IMF

BOLONG VARIATION G046 (H)
 CHURCHILL VARIATION (TW) (H)
 CHURCHILL VARIATION Z120 (H)
 CHURCHILL ANGELA W541 (AI) (H)
 RACOVOLIS TAM O'SHANTER Y550 ET (ET) (H)
 BOLONG C012 (H)
 BOLONG X034 (H)
 SUGARLOAF CRACOV A231 (H)
 GUNYAH WINCHESTER (H)
 GUNYAH LOYAL Y319 (H)

BOWMONT L MINERVA H055 (H)
 YARRAM STAR GENERAL W251 (H)
 BOWMONT L MINERVA E074 (AI) (H)
 BOWMONT L MINERVA A505 (AI) (H)

Purchaser: \$:.....

December 2016 Hereford GROUP BREEDPLAN											
	BW	Scrotal	Milk	200G	400G	600G	EMA	Rib	Rump	RBY	IMF
EBV	6.4	3	14	34	57	83	4	0.4	0.6	1.3	0.4
ACC%	71%	75%	35%	65%	65%	64%	46%	51%	56%	49%	49%

46 BOWMONT VARIATION L132 (H)
 Calved: 19/08/2015 Tattoo: L132 ID No: GRKL132

MARKET INDEX VALUES

Supermarket	\$77
Grass Fed	\$73
Grain Fed	\$88
EU	\$86

Traits Observed:
 CE,BWT,200WT,400WT,SS,FAT,EMA,IMF

BOLONG VARIATION G046 (H)
 CHURCHILL VARIATION (TW) (H)
 CHURCHILL VARIATION Z120 (H)
 CHURCHILL ANGELA W541 (AI) (H)
 RACOVOLIS TAM O'SHANTER Y550 ET (ET) (H)
 BOLONG C012 (H)
 BOLONG X034 (H)
 BOWMONT VICTORY BLEND Z458 (H)
 BOWMONT VICTORY BLEND B664 (H)
 BOWMONT MARITANA Y368 (H)

BOWMONT MARITANA F027 (AI) (H)
 BRAMBLE NEWCASTER N177 ET6 (AI) (ET) (H)
 BOWMONT MARITANA A543 (AI) (H)
 BOWMONT MARITANA X241 (AI) (H)

Purchaser:

December 2016 Hereford GROUP BREEDPLAN											
	BW	Scrotal	Milk	200G	400G	600G	EMA	Rib	Rump	RBY	IMF
EBV	5.1	1.6	11	31	52	73	2.7	0.7	1.1	0.5	0.5
ACC%	71%	75%	36%	66%	66%	64%	46%	51%	56%	49%	49%

47 BOWMONT VARIATION L152 (H)
 Calved: 01/09/2015 Tattoo: L152 ID No: GRKL152

MARKET INDEX VALUES

Supermarket	\$80
Grass Fed	\$74
Grain Fed	\$79
EU	\$89

Traits Observed:
 CE,BWT,200WT,400WT,SS,FAT,EMA,IMF

BOLONG VARIATION G046 (H)
 CHURCHILL VARIATION (TW) (H)
 CHURCHILL VARIATION Z120 (H)
 CHURCHILL ANGELA W541 (AI) (H)
 RACOVOLIS TAM O'SHANTER Y550 ET (ET) (H)
 BOLONG C012 (H)
 BOLONG X034 (H)
 COORA GOVERNOR U051 (AI) (H)
 NORTH END X061 (H)
 GVPC DOREEN R035 (H)

BOWMONT L MINERVA E020 (AI) (H)
 COURALLIE ROGER (AI) (H)
 BOWMONT L MINERVA C103 (AI) (H)
 BOWMONT L MINERVA Z407 (AI) (H)

Purchaser: \$:.....

December 2016 Hereford GROUP BREEDPLAN											
	BW	Scrotal	Milk	200G	400G	600G	EMA	Rib	Rump	RBY	IMF
EBV	5.2	2.5	16	31	50	73	2.8	0.3	0.3	1.3	-0.3
ACC%	71%	76%	39%	66%	66%	65%	48%	52%	57%	50%	51%

48 BOWMONT PANASONIC L158 (H)
 Calved: 07/09/2015 Tattoo: L158 ID No: GRKL158

MARKET INDEX VALUES

Supermarket	\$70
Grass Fed	\$64
Grain Fed	\$75
EU	\$79

Traits Observed:
 CE,BWT,200WT,400WT,SS,FAT,EMA,IMF

KYMARNEY PANOSONIC (H)
 PARSON HILL PRESIDENT ET (AI) (ET) (H)
 DAI MARU PANASONIC (AI) (H)
 DAI MARU OYSTER W509 (AI) (H)
 YARRAM STAR GENERAL S160 (AI) (H)
 KYMARNEY GWEN Y002 ET1 (AI) (ET) (H)
 KYMARNEY GWEN N10 (H)
 GLENDAN PARK STORM W134 (H)
 BOWMONT STORM C093 (H)
 BOWMONT MARITANA W168 (AI) (H)

BOWMONT QUEEN H119 (H)
 BOWMONT VICTORY BLEND Z458 (H)
 BOWMONT QUEEN C114 (AI) (H)
 BOWMONT QUEEN X250 (AI) (H)

Purchaser:

December 2016 Hereford GROUP BREEDPLAN											
	BW	Scrotal	Milk	200G	400G	600G	EMA	Rib	Rump	RBY	IMF
EBV	5.4	2.9	12	27	50	71	3	0.3	0.7	0.3	0.5
ACC%	70%	74%	40%	64%	64%	62%	46%	50%	55%	48%	48%

49 ALLENDALE COLLINGWOOD G20 (AI) (P)
 Calved: 04/04/2011 Tattoo: G20 ID No: AEDG20

MARKET INDEX VALUES	
Supermarket	\$66
Grass Fed	\$65
Grain Fed	\$81
EU	\$75

Traits Observed:
 GL,CE,BWT,200WT(x2),400WT,SS,FAT,EMA,IMF

December 2016 Hereford GROUP BREEDPLAN

	BW	Scrotal	Milk	200G	400G	600G	EMA	Rib	Rump	RBV	IMF
EBV	4.1	0.9	18	28	35	51	2.9	0.7	0.9	0.5	0.6
ACC%	92%	89%	56%	88%	88%	85%	65%	69%	75%	67%	73%

Purchaser: \$:.....

ALLENDALE YEMEN E39 (P)
 MOUNT DIFFICULT FELLIS Y12 (AI) (P)
 WIRRUNA ABERCORN (AI) (P)
 WIRRUNA GOLDEN VANITY R94 (AI) (P)
 BRAXTON WESTWIND 120M (IMP NZL) (P)
 ALLENDALE FANCY A158 (AI) (ET) (S)
 ALLENDALE FANCY V190 (AI) (P)
 HEATHERDALE OPIUM U78 (AI) (P)
 HEATHERDALE MAGNUM C97 (P)
 HEATHERDALE ALMOND JOY Z237 (P)
ALLENDALE BLUE MIST E13 (P)
 HEATHERDALE SOVEREIGN V11 (P)
 HEATHERDALE BLUE MIST C25 (AI) (P)
 HEATHERDALE BLUE MIST Z140 (P)

50 ALLENDALE WATERFORD J172 (P)
 Calved: 31/07/2013 Tattoo: J172 ID No: AEDJ172

MARKET INDEX VALUES	
Supermarket	\$71
Grass Fed	\$68
Grain Fed	\$78
EU	\$81

Traits Observed:
 CE,BWT,200WT(x2),400WT(x2),SS,FAT,EMA,IMF

December 2016 Hereford GROUP BREEDPLAN

	BW	Scrotal	Milk	200G	400G	600G	EMA	Rib	Rump	RBV	IMF
EBV	4.7	2.1	8	32	52	66	4.1	0.8	1.6	0.6	0.5
ACC%	71%	75%	47%	66%	65%	64%	49%	53%	57%	51%	50%

Purchaser:

ALLENDALE WALKER G77 (P)
 ALLENDALE SUPERSTAR B28 (AI) (ET) (S)
 ALLENDALE YALLAROI 2 (AI) (TW) (P)
 ALLENDALE FANCY A181 (AI) (P)
 ALLENDALE OVERTON (P)
 ALLENDALE MINERVA Y71 (P)
 RED HILL MINERVA 170 (H)
 ALLENDALE KING KONG 2 (S)
 ALLENDALE NATIONAL W168 (P)
 ALLENDALE CORA R22 (P)
ALLENDALE FLORRIE Z10 (AI) (P)
 SMITHSTON TAM O'SHANTER ET2 (AI) (ET) (H)
 ALLENDALE FLORRIE W160 (AI) (P)
 ALLENDALE FLORRIE M150 (P)

51 BOWMONT QUEEN H014 (H)
 Calved: 26/02/2012 Tattoo: H014 ID No: GRKH014

MARKET INDEX VALUES	
Supermarket	\$81
Grass Fed	\$77
Grain Fed	\$91
EU	\$93

Traits Observed:
 CE,BWT,200WT,400WT,600WT(x2),MWT,FAT,EMA,IMF

Joining Details:
 AI- GLENTREVOR WALLACE H427
 11/10/16.
 BACK UP- ALLENDALE WASHINGTON
 G82 28/10/16 TO 5/1/17

December 2016 Hereford GROUP BREEDPLAN

	BW	Scrotal	Milk	200G	400G	600G	EMA	Rib	Rump	RBV	IMF
EBV	6.2	1.8	5	30	51	75	3	0.9	1.6	0.1	0.6
ACC%	74%	51%	58%	70%	71%	73%	48%	59%	64%	56%	58%

Purchaser: \$:.....

MAWARRA VALIANT (TW) (H)
 COOTHARABA ELGIN 2 (H)
 COOTHARABA MAGNUM (H)
 COOTHARABA PAULINE 279 (H)
 LYONBANK PULSE ET5 (AI) (ET) (H)
 MAWARRA PRINCESS 40 (H)
 MAWARRA PRINCESS 19 ET1 (AI) (ET) (H)
 BOWMONT VICTORY BLEND Z458 (H)
 BOWMONT VICTORY BLEND B684 (H)
 BOWMONT MARITANA Y360 (AI) (H)
BOWMONT QUEEN F019 (AI) (H)
 BOWMONT MUNDORING U917 (AI) (H)
 BOWMONT MARITANA Y368 (H)
 BOWMONT MARITANA W168 (AI) (H)

51A BOWMONT QUEEN M104 (AI) (P)
 Calved: 06/08/2016 Tattoo: M104 ID No: GRKM104

MARKET INDEX VALUES	
Supermarket	
Grass Fed	
Grain Fed	
EU	

Traits Observed:
 GL,CE

December 2016 Hereford GROUP BREEDPLAN

	BW	Scrotal	Milk	200G	400G	600G	EMA	Rib	Rump	RBV	IMF
EBV	6.6		10	36	59	82					
ACC%	57%		41%	52%	52%	53%					

Purchaser:

ALLENDALE CHINCHILLA J23 (AI) (P)
 ALLENDALE YACKA (AI) (P)
 ALLENDALE ANZAC E114 (P)
 ALLENDALE DAWN B22 (AI) (ET) (P)
 ALLENDALE TOP NOTCH Z52 (AI) (TW) (P)
 ALLENDALE FANCY B115 (P)
 ALLENDALE FANCY Z13 (P)
 COOTHARABA MAGNUM (H)
 MAWARRA VALIANT (TW) (H)
 MAWARRA PRINCESS 40 (H)
BOWMONT QUEEN H014 (H)
 BOWMONT VICTORY BLEND B684 (H)
 BOWMONT QUEEN F019 (AI) (H)
 BOWMONT MARITANA Y368 (H)

52 BOWMONT QUEEN H021 (AI) (P)
 Calved: 01/03/2012 Tattoo: H021 ID No: GRKH021

MARKET INDEX VALUES	
Supermarket	\$100
Grass Fed	\$89
Grain Fed	\$92
EU	\$110

Traits Observed:
 CE,BWT,400WT(x2),600WT,MWT,FAT,EMA,IMF

Joining Details:
 AI- BOWMONT HUSTLER L026 11/10/16.
 BACK UP- ALLENDALE WASHINGTON
 G82 28/10/16 TO 05/01/17

ALLLENDALE NATIONAL W168 (P)
 ALLENDALE SUPERSTAR B28 (AI) (ET) (S)
 ALLENDALE DAWN T60 (AI) (P)
ALLENDALE YALLARO I 2 (AI) (TW) (P)
 KOANUI SAFETY U130 (IMP NZL) (P)
 ALLENDALE FANCY A181 (AI) (P)
 ALLENDALE FANCY U42 (AI) (P)
 VALMA SOUTHERN STAR (AI) (ET) (P)
 BOWEN VINCENT V1 (S)
 BOWEN PRINCESS P146 (P)
BOWMONT QUEEN D003 (AI) (H#)
 COOTHARABA ELGIN 2 (H)
 BOWMONT QUEEN B659 (AI) (TW) (H)
 BOWMONT QUEEN 191 (AI) (H)

Purchaser: \$:.....

December 2016 Hereford GROUP BREEDPLAN											
	BW	Scrotal	Milk	200G	400G	600G	EMA	Rib	Rump	RBY	IMF
EBV	7.7	3.2	15	49	73	105	2.6	-0.3	-0.2	1	-0.3
ACC%	77%	60%	59%	71%	71%	73%	50%	59%	63%	55%	58%

52A BOWMONT QUEEN M039 (AI) (TW) (P)
 Calved: 17/07/2016 Tattoo: M039 ID No: GRKM039

MARKET INDEX VALUES	
Supermarket	\$112
Grass Fed	\$106
Grain Fed	\$119
EU	\$124

Traits Observed:
 BWT

WIRRUNA JUSTIN J13 (AI) (P)
 WIRRUNA ELDA D E107 (AI) (P)
 WIRRUNA DOREEN G393 (P)
 WIRRUNA DOREEN E42 (AI) (H#)
 ALLENDALE SUPERSTAR B28 (AI) (ET) (S)
 ALLENDALE YALLARO I 2 (AI) (TW) (P)
 ALLENDALE FANCY A181 (AI) (P)
BOWMONT QUEEN H021 (AI) (P)
 BOWEN VINCENT V1 (S)
 BOWMONT QUEEN D003 (AI) (H#)
 BOWMONT QUEEN B659 (AI) (TW) (H)

Purchaser:

December 2016 Hereford GROUP BREEDPLAN											
	BW	Scrotal	Milk	200G	400G	600G	EMA	Rib	Rump	RBY	IMF
EBV	4.9	2.6	15	44	66	90					
ACC%	72%	50%	41%	62%	58%	59%					

52B BOWMONT QUEEN M040 (AI) (TW) (P)
 Calved: 17/07/2016 Tattoo: M040 ID No: GRKM040

MARKET INDEX VALUES	
Supermarket	\$111
Grass Fed	\$106
Grain Fed	\$119
EU	\$123

Traits Observed:
 BWT

WIRRUNA JUSTIN J13 (AI) (P)
 WIRRUNA ELDA D E107 (AI) (P)
 WIRRUNA DOREEN G393 (P)
 WIRRUNA DOREEN E42 (AI) (H#)
 ALLENDALE SUPERSTAR B28 (AI) (ET) (S)
 ALLENDALE YALLARO I 2 (AI) (TW) (P)
 ALLENDALE FANCY A181 (AI) (P)
BOWMONT QUEEN H021 (AI) (P)
 BOWEN VINCENT V1 (S)
 BOWMONT QUEEN D003 (AI) (H#)
 BOWMONT QUEEN B659 (AI) (TW) (H)

Purchaser: \$:.....

December 2016 Hereford GROUP BREEDPLAN											
	BW	Scrotal	Milk	200G	400G	600G	EMA	Rib	Rump	RBY	IMF
EBV	4	2.6	15	42	63	85					
ACC%	72%	50%	41%	62%	58%	59%					

53 BOWMONT QUEEN H024 (H)
 Calved: 01/03/2012 Tattoo: H024 ID No: GRKH024

MARKET INDEX VALUES	
Supermarket	\$71
Grass Fed	\$64
Grain Fed	\$61
EU	\$79

Traits Observed:
 CE,BWT,200WT,400WT,600WT(x2),MWT,FAT,EMA,IMF

Joining Details:
 AI- ALLENDALE WASHINGTON K5
 20/10/16.
 BACK UP- ALLENDALE COLLINGWOOD
 G20 6/11/16 TO 5/1/17

SOUTH BOOROOK CRACOV (H)
 SUGARLOAF CRACOV A231 (H)
 SUGARLOAF T-CAROWAY X163 (H)
GUNYAH WINCHESTER (H)
 CHARNOCK DETONATOR (AI) (H)
 GUNYAH LOYAL Y319 (H)
 GUNYAH LOYAL R228 (H)
 YARRAM HIGH ENERGY 54B R400 (H)
 BOWMONT HIGH ENERGY W185 (H)
 BOWMONT QUEEN 184 (AI) (H)
BOWMONT QUEEN E035 (AI) (H)
 SMITHSTON VICTORY BLEND ET (ET) (H)
 BOWMONT QUEEN B629 (H)
 BOWMONT QUEEN Y333 (AI) (H)

Purchaser: \$:.....

December 2016 Hereford GROUP BREEDPLAN											
	BW	Scrotal	Milk	200G	400G	600G	EMA	Rib	Rump	RBY	IMF
EBV	5.9	-0.3	14	29	47	75	4.7	-0.6	-0.9	3	-0.6
ACC%	76%	60%	59%	70%	71%	73%	48%	58%	63%	54%	57%

53A BOWMONT QUEEN M119 (H)
 Calved: 13/08/2016 Tattoo: M119 ID No: GRKM119

MARKET INDEX VALUES	
Supermarket	\$75
Grass Fed	\$70
Grain Fed	\$67
EU	\$84

Traits Observed:
CE,BWT

Traits Observed:
CE,BWT

BOWMONT TOP GUN K028 (AI) (H)
 BUNDARRA D TOP GUN (AI) (H)
 BUNDARRA CHOICE Q94 (AI) (H)
 MAWARRA VALIANT (TW) (H)
 BOWMONT SILVER Q H070 (H)
 BOWMONT SILVER Q F011 (H)
 SUGARLOAF CRACOV A231 (H)
 GUNYAH WINCHESTER (H)
 GUNYAH LOYAL Y319 (H)

BOWMONT QUEEN H024 (H)
 BOWMONT HIGH ENERGY W185 (H)
 BOWMONT QUEEN E035 (AI) (H)
 BOWMONT QUEEN B629 (H)

Purchaser: \$:.....

December 2016 Hereford GROUP BREEDPLAN											
	BW	Scrotal	Milk	200G	400G	600G	EMA	Rib	Rump	RBV	IMF
EBV	4.2		16	25	44	66					
ACC%	69%		40%	59%	55%	57%					

54 BOWMONT L MINERVA H049 (H)
 Calved: 05/03/2012 Tattoo: H049 ID No: GRKH049

MARKET INDEX VALUES	
Supermarket	\$62
Grass Fed	\$56
Grain Fed	\$51
EU	\$71

Traits Observed:
CE,BWT,200WT,400WT,600WT(x2), MWT,FAT,EMA,IMF

Joining Details:
AI- BOWMONT HUSTLER L026 20/10/16.
BACK UP- ALLENDALE COLLINGWOOD
G20 6/11/16 TO 5/1/17

BOWMONT VARMINT F058 (H)
 FOXFORTH VALUABLE (H)
 TALBALBA VARMINT (H)
 BUNDARRA MONICA V70 (H)
 GLENDAN PARK STORM W134 (H)
 BOWMONT L MINERVA D056 (H)
 BOWMONT L MINERVA W142 (AI) (H)
 BP MARK DONALD 145X (IMP CAN) (H)
 COURALLIE ROGER (AI) (H)
 COURALLIE CARNATION L224 ET3 (ET) (H)

BOWMONT L MINERVA C103 (AI) (H)
 CARA PARK XPRESS T311 (H)
 BOWMONT L MINERVA Z407 (AI) (H)
 BOWMONT L MINERVA 87 (H)

Purchaser: \$:.....

December 2016 Hereford GROUP BREEDPLAN											
	BW	Scrotal	Milk	200G	400G	600G	EMA	Rib	Rump	RBV	IMF
EBV	5.3	1.5	18	35	46	65	3.1	-0.6	-1	2.2	-0.8
ACC%	76%	61%	58%	70%	71%	73%	48%	58%	63%	54%	57%

54A BOWMONT L MINERVA M136 (H)
 Calved: 21/08/2016 Tattoo: M136 ID No: GRKM136

MARKET INDEX VALUES	
Supermarket	\$71
Grass Fed	\$67
Grain Fed	\$62
EU	\$81

Traits Observed:
CE,BWT

BOWMONT TOP GUN K028 (AI) (H)
 COURALLIE POMPEII (H)
 BUNDARRA D TOP GUN (AI) (H)
 BUNDARRA CHOICE Q94 (AI) (H)
 MAWARRA VALIANT (TW) (H)
 BOWMONT SILVER Q H070 (H)
 BOWMONT SILVER Q F011 (H)
 TALBALBA VARMINT (H)
 BOWMONT VARMINT F058 (H)
 BOWMONT L MINERVA D056 (H)

BOWMONT L MINERVA H049 (H)
 COURALLIE ROGER (AI) (H)
 BOWMONT L MINERVA C103 (AI) (H)
 BOWMONT L MINERVA Z407 (AI) (H)

Purchaser: \$:.....

December 2016 Hereford GROUP BREEDPLAN											
	BW	Scrotal	Milk	200G	400G	600G	EMA	Rib	Rump	RBV	IMF
EBV	3.6		18	27	43	60					
ACC%	68%		40%	58%	55%	56%					

55 BOWMONT L MINERVA H055 (H)
 Calved: 06/03/2012 Tattoo: H055 ID No: GRKH055

MARKET INDEX VALUES	
Supermarket	\$87
Grass Fed	\$84
Grain Fed	\$109
EU	\$100

Traits Observed:
CE,BWT,200WT,400WT,600WT(x2), MWT,FAT,EMA,IMF

Joining Details:
AI- BOWMONT ECLIPSE K016 20/10/16.
BACK UP- ALLENDALE COLLINGWOOD
G20 6/11/16 TO 5/1/17

GUNYAH WINCHESTER (H)
 SOUTH BOOROOK CRACOV (H)
 SUGARLOAF CRACOV A231 (H)
 SUGARLOAF T-CAROWAY X163 (H)
 CHARNOCK DETONATOR (AI) (H)
 GUNYAH LOYAL Y319 (H)
 GUNYAH LOYAL R228 (H)
 YARRAM STAR GENERAL S206 (AI) (H)
 YARRAM STAR GENERAL W251 (H)
 YARRAM MARINDA P224 (AI) (H)

BOWMONT L MINERVA E074 (AI) (H)
 BOWMONT HIGH ENERGY W185 (H)
 BOWMONT L MINERVA A505 (AI) (H)
 BOWMONT L MINERVA Y362 (AI) (H)

Purchaser: \$:.....

December 2016 Hereford GROUP BREEDPLAN											
	BW	Scrotal	Milk	200G	400G	600G	EMA	Rib	Rump	RBV	IMF
EBV	5.9	2.8	16	30	47	71	4	0.5	0.8	0.8	1
ACC%	74%	64%	59%	69%	70%	72%	49%	58%	63%	55%	56%

55A	BOWMONT L MINERVA M160 (H)	Calved: 13/09/2016	Tattoo: M160	ID No: GRKM160															
					<p style="text-align:center;">COURALLIE POMPEII (H) BUNDARRA D TOP GUN (AI) (H) BUNDARRA CHOICE Q94 (AI) (H) BOWMONT TOP GUN K028 (AI) (H) MAWARRA VALIANT (TW) (H) BOWMONT SILVER Q H070 (H) BOWMONT SILVER Q F011 (H) SUGARLOAF CRACOV A231 (H) GUNYAH WINCHESTER (H) GUNYAH LOYAL Y319 (H) BOWMONT L MINERVA H055 (H) YARRAM STAR GENERAL W251 (H) BOWMONT L MINERVA E074 (AI) (H) BOWMONT L MINERVA A505 (AI) (H)</p>														
					<p>MARKET INDEX VALUES</p> <table border="1" style="width:100%; border-collapse: collapse;"> <tr><td>Supermarket</td><td></td></tr> <tr><td>Grass Fed</td><td></td></tr> <tr><td>Grain Fed</td><td></td></tr> <tr><td>EU</td><td></td></tr> </table>	Supermarket		Grass Fed		Grain Fed		EU		<p>Traits Observed:</p> <p>Joining Details: AI- ALLENDALE WASHINGTON K5 14/10/16. BACK UP- RUSSLYN JUMBUCK J19 31/10/16 TO 5/1/17</p>					
Supermarket																			
Grass Fed																			
Grain Fed																			
EU																			
Purchaser:					\$:.....														
December 2016 Hereford GROUP BREEDPLAN																			
					BW	Scrotal	Milk	200G	400G	600G	EMA	Rib	Rump	RBY	IMF				
EBV					9.7	2.7	9	43	71	107	3.5	0.2	0.6	0.8	0.3				
ACC%					77%	67%	64%	73%	73%	75%	55%	62%	66%	59%	61%				

56	BOWMONT QUEEN H107 (P)	Calved: 28/03/2012	Tattoo: H107	ID No: GRKH107															
					<p style="text-align:center;">LLANGLOTHAN STORM U964 (H) GLENDAN PARK STORM W134 (H) ZUM PARK ATHENA (H) BOWMONT STORM C093 (H) VENA PARK SHARKA (H) BOWMONT MARITANA W168 (AI) (H) BOWMONT MARITANA 272 (AI) (H) DEBARRY HIGHLANDER 2 (AI) (S) DEBARRY OLYMPUS A8 (S) DEBARRY PURITY W61 (P) BOWMONT QUEEN E053 (AI) (H#) INJEMIRA DUKE J273 ET1 (ET) (H) BOWMONT QUEEN A546 (AI) (H) BOWMONT QUEEN 183 (H)</p>														
					<p>MARKET INDEX VALUES</p> <table border="1" style="width:100%; border-collapse: collapse;"> <tr><td>Supermarket</td><td style="text-align:right;">\$72</td></tr> <tr><td>Grass Fed</td><td style="text-align:right;">\$61</td></tr> <tr><td>Grain Fed</td><td style="text-align:right;">\$69</td></tr> <tr><td>EU</td><td style="text-align:right;">\$78</td></tr> </table>	Supermarket	\$72	Grass Fed	\$61	Grain Fed	\$69	EU	\$78	<p>Traits Observed: CE,BWT,200WT,400WT,600WT(x2), MWT,FAT,EMA,IMF</p>					
Supermarket	\$72																		
Grass Fed	\$61																		
Grain Fed	\$69																		
EU	\$78																		
Purchaser:					\$:.....														
December 2016 Hereford GROUP BREEDPLAN																			
					BW	Scrotal	Milk	200G	400G	600G	EMA	Rib	Rump	RBY	IMF				
EBV					9.7	2.7	9	43	71	107	3.5	0.2	0.6	0.8	0.3				
ACC%					77%	67%	64%	73%	73%	75%	55%	62%	66%	59%	61%				

56A	BOWMONT QUEEN M117 (P)	Calved: 12/08/2016	Tattoo: M117	ID No: GRKM117															
					<p style="text-align:center;">MOUNTAIN VALLEY ROCKYNE B1 (P) CASCADE EL DORADO E27 (P) CASCADE IRISH MAID A37 (AI) (P) RUSSLYNN JUMBUCK (AI) (P) YAMBRO CONRAD B88 (P) RUSSLYNN IRISH ROSE E55 (P) RUSSLYNN IRISH ROSEA12 (AI) (P) GLENDAN PARK STORM W134 (H) BOWMONT STORM C093 (H) BOWMONT MARITANA W168 (AI) (H) BOWMONT QUEEN H107 (P) DEBARRY OLYMPUS A8 (S) BOWMONT QUEEN E053 (AI) (H#) BOWMONT QUEEN A546 (AI) (H)</p>														
					<p>MARKET INDEX VALUES</p> <table border="1" style="width:100%; border-collapse: collapse;"> <tr><td>Supermarket</td><td style="text-align:right;">\$88</td></tr> <tr><td>Grass Fed</td><td style="text-align:right;">\$78</td></tr> <tr><td>Grain Fed</td><td style="text-align:right;">\$95</td></tr> <tr><td>EU</td><td style="text-align:right;">\$97</td></tr> </table>	Supermarket	\$88	Grass Fed	\$78	Grain Fed	\$95	EU	\$97	<p>Traits Observed: CE,BWT</p>					
Supermarket	\$88																		
Grass Fed	\$78																		
Grain Fed	\$95																		
EU	\$97																		
Purchaser:					\$:.....														
December 2016 Hereford GROUP BREEDPLAN																			
					BW	Scrotal	Milk	200G	400G	600G	EMA	Rib	Rump	RBY	IMF				
EBV					8.2	3.5	10	41	69	102	3.5	0.2	0.6	0.8	0.3				
ACC%					69%	50%	40%	59%	55%	57%	55%	62%	66%	59%	61%				

57	BOWMONT L MINERVA H113 (H)	Calved: 02/04/2012	Tattoo: H113	ID No: GRKH113															
					<p style="text-align:center;">SOUTH BOOROOK CRACOV (H) SUGARLOAF CRACOV A231 (H) SUGARLOAF T-CAROWAY X163 (H) GUNYAH WINCHESTER (H) CHARNOCK DETONATOR (AI) (H) GUNYAH LOYAL Y319 (H) GUNYAH LOYAL R228 (H) LRD HIGH ENERGY 54B (IMP CAN) (H) YARRAM HIGH ENERGY 54B R400 (H) YARRAM MELODIOUS 137 (AI) (H) BOWMONT L MINERVA W190 (H) LOWANNA MONARCH (H) BOWMONT L MINERVA 37 (AI) (H) BOWMONT L MINERVA 27 (H)</p>														
					<p>MARKET INDEX VALUES</p> <table border="1" style="width:100%; border-collapse: collapse;"> <tr><td>Supermarket</td><td style="text-align:right;">\$56</td></tr> <tr><td>Grass Fed</td><td style="text-align:right;">\$50</td></tr> <tr><td>Grain Fed</td><td style="text-align:right;">\$45</td></tr> <tr><td>EU</td><td style="text-align:right;">\$67</td></tr> </table>	Supermarket	\$56	Grass Fed	\$50	Grain Fed	\$45	EU	\$67	<p>Traits Observed: CE,BWT,400WT(x2),600WT,MWT, FAT,EMA,IMF</p>					
Supermarket	\$56																		
Grass Fed	\$50																		
Grain Fed	\$45																		
EU	\$67																		
Purchaser:					\$:.....														
December 2016 Hereford GROUP BREEDPLAN																			
					BW	Scrotal	Milk	200G	400G	600G	EMA	Rib	Rump	RBY	IMF				
EBV					6.9	1.1	7	28	43	67	4.3	-0.5	-0.8	2.1	-0.6				
ACC%					76%	61%	60%	70%	70%	73%	46%	55%	60%	52%	54%				

57A BOWMONT L MINERVA M024 (AI) (P)
 Calved: 14/07/2016 Tattoo: M024 ID No: GRKM024

MARKET INDEX VALUES	
Supermarket	\$88
Grass Fed	\$86
Grain Fed	\$93
EU	\$100

Traits Observed: GL,CE,BWT

WIRRUNA JUSTIN J13 (AI) (P)
 WIRRUNA ELDAE E107 (AI) (P)
 WIRRUNA DOREEN G393 (P)
 WIRRUNA DOREEN E42 (AI) (H#)

SUGARLOAF CRACOV A231 (H)
 GUNYAH WINCHESTER (H)
 GUNYAH LOYAL Y319 (H)

BOWMONT L MINERVA H113 (H)
 YARRAM HIGH ENERGY 54B R400 (H)
 BOWMONT L MINERVA W190 (H)
 BOWMONT L MINERVA 37 (AI) (H)

Purchaser: \$:.....

December 2016 Hereford GROUP BREEDPLAN											
	BW	Scrotal	Milk	200G	400G	600G	EMA	Rib	Rump	RBV	IMF
EBV	2.5	1.4	11	29	45	61					
ACC%	72%	51%	41%	62%	58%	59%					

58 BOWMONT MARITANA H115 (H)
 Calved: 04/04/2012 Tattoo: H115 ID No: GRKH115

MARKET INDEX VALUES	
Supermarket	\$80
Grass Fed	\$71
Grain Fed	\$96
EU	\$87

Traits Observed: BWT,200WT,400WT,600WT(x2), MWT,FAT,EMA,IMF

Joining Details:
 AI- ALLENDALE WASHINGTON K5
 20/10/16.
 BACK UP- ALLENDALE COLLINGWOOD
 G20 6/11/16 TO 5/1/17

BOWMONT STORM C093 (H)
 VENA PARK SHARKA (H)
 BOWMONT MARITANA W168 (AI) (H)
 BOWMONT MARITANA 272 (AI) (H)

VENA PARK SHARKA (H)
 ALKIRA VIKING (AI) (H)
 COURALLIE MARIANNE R349 (H)

BOWMONT MARITANA Z486 (AI) (H)
 BOWMONT QUEST P424 (AI) (H)
 BOWMONT MARITANA 331 (H)
 BOWMONT MARITANA 261 (AI) (H)

Purchaser: \$:.....

December 2016 Hereford GROUP BREEDPLAN											
	BW	Scrotal	Milk	200G	400G	600G	EMA	Rib	Rump	RBV	IMF
EBV	9	2.2	10	39	69	104	4.7	0.1	0.4	0.4	1.4
ACC%	78%	65%	66%	73%	74%	76%	55%	62%	66%	59%	62%

58A BOWMONT MARITANA M155 (P)
 Calved: 04/09/2016 Tattoo: M155 ID No: GRKM155

MARKET INDEX VALUES	
Supermarket	\$91
Grass Fed	\$83
Grain Fed	\$107
EU	\$100

Traits Observed: CE,BWT

RUSSLYNN JUMBUCK (AI) (P)
 YAMBRO CONRAD B88 (P)
 RUSSLYNN IRISH ROSE E55 (P)
 RUSSLYNN IRISH ROSEA12 (AI) (P)

GLENDAN PARK STORM W134 (H)
 BOWMONT STORM C093 (H)
 BOWMONT MARITANA W168 (AI) (H)

BOWMONT MARITANA H115 (H)
 ALKIRA VIKING (AI) (H)
 BOWMONT MARITANA Z486 (AI) (H)
 BOWMONT MARITANA 331 (H)

Purchaser: \$:.....

December 2016 Hereford GROUP BREEDPLAN											
	BW	Scrotal	Milk	200G	400G	600G	EMA	Rib	Rump	RBV	IMF
EBV	7.7	3.2	11	38	67	100					
ACC%	69%	50%	41%	59%	55%	57%					

59 BOWMONT QUEEN H119 (H)
 Calved: 06/04/2012 Tattoo: H119 ID No: GRKH119

MARKET INDEX VALUES	
Supermarket	\$82
Grass Fed	\$77
Grain Fed	\$98
EU	\$90

Traits Observed: CE,BWT,200WT,400WT,600WT(x2), MWT,FAT,EMA,IMF

Joining Details:
 AI- BOWMONT HUSTLER L026 20/10/16.
 BACK UP- ALLENDALE COLLINGWOOD
 G20 6/11/16 TO 5/1/17

BOWMONT STORM C093 (H)
 VENA PARK SHARKA (H)
 BOWMONT MARITANA W168 (AI) (H)
 BOWMONT MARITANA 272 (AI) (H)

SMITHSTON VICTORY BLEND ET (ET) (H)
 BOWMONT VICTORY BLEND Z458 (H)
 BOWMONT QUEEN 203 (H)

BOWMONT QUEEN C114 (AI) (H)
 BRAMBLE NEWCASTER N177 ET6 (AI) (ET) (H)
 BOWMONT QUEEN X250 (AI) (H)
 BOWMONT QUEEN 190 (AI) (H)

Purchaser: \$:.....

December 2016 Hereford GROUP BREEDPLAN											
	BW	Scrotal	Milk	200G	400G	600G	EMA	Rib	Rump	RBV	IMF
EBV	5.6	1.5	7	31	59	85	4.3	0.7	1.5	0.1	1.2
ACC%	77%	64%	65%	72%	73%	75%	54%	62%	66%	59%	62%

59A BOWMONT QUEEN M135 (H)
 Calved: 19/08/2016 Tattoo: M135 ID No: GRKM135

MARKET INDEX VALUES	
Supermarket	\$81
Grass Fed	\$77
Grain Fed	\$86
EU	\$91

Traits Observed: CE,BWT

Purchaser: \$:.....

COURALLIE POMPEII (H)
 BUNDARRA D TOP GUN (AI) (H)
 BUNDARRA CHOICE Q94 (AI) (H)
BOWMONT TOP GUN K028 (AI) (H)
 MAWARRA VALIANT (TW) (H)
 BOWMONT SILVER Q H070 (H)
 BOWMONT SILVER Q F011 (H)
 GLENDAN PARK STORM W134 (H)
 BOWMONT STORM C093 (H)
 BOWMONT MARITANA W168 (AI) (H)
BOWMONT QUEEN H119 (H)
 BOWMONT VICTORY BLEND Z458 (H)
 BOWMONT QUEEN C114 (AI) (H)
 BOWMONT QUEEN X250 (AI) (H)

December 2016 Hereford GROUP BREEDPLAN											
	BW	Scrotal	Milk	200G	400G	600G	EMA	Rib	Rump	RBY	IMF
EBV	4	2.1	12	26	50	71					
ACC%	70%	51%	43%	60%	56%	58%					

60 BOWMONT MARITANA H122 (H)
 Calved: 09/04/2012 Tattoo: H122 ID No: GRKH122

MARKET INDEX VALUES	
Supermarket	\$72
Grass Fed	\$69
Grain Fed	\$87
EU	\$83

Traits Observed: CE,BWT,200WT,400WT,600WT(x2), MWT,FAT,EMA,IMF

Joining Details: AI- GLENTREVOR WALLACE H427 10/10/16.
 BACK UP- ALLENDALE WASHINGTON G82 28/10/16 TO 5/1/17

Purchaser: \$:.....

COOTHARABA ELGIN 2 (H)
 COOTHARABA MAGNUM (H)
 COOTHARABA PAULINE 279 (H)
MAWARRA VALIANT (TW) (H)
 LYONBANK PULSE ET5 (AI) (ET) (H)
 MAWARRA PRINCESS 40 (H)
 MAWARRA PRINCESS 19 ET1 (AI) (ET) (H)
 GLENDAN PARK STORM W134 (H)
 BOWMONT STORM C093 (H)
 BOWMONT MARITANA W168 (AI) (H)
BOWMONT MARITANA F079 (H)
 SMITHSTON VICTORY BLEND ET (ET) (H)
 BOWMONT MARITANA Z470 (H)
 BOWMONT MARITANA W123 (AI) (H)

December 2016 Hereford GROUP BREEDPLAN											
	BW	Scrotal	Milk	200G	400G	600G	EMA	Rib	Rump	RBY	IMF
EBV	6.6	2	11	31	46	69	3.8	0.9	1.5	0.4	0.7
ACC%	75%	64%	59%	70%	71%	73%	51%	59%	64%	56%	58%

60A BOWMONT MARITANA M066 (AI) (P)
 Calved: 24/07/2016 Tattoo: M066 ID No: GRKM066

MARKET INDEX VALUES	
Supermarket	\$104
Grass Fed	\$104
Grain Fed	\$126
EU	\$116

Traits Observed: GL,CE,BWT

Purchaser: \$:.....

SOUTH BUKALONG WALKER 6 (AI) (P)
 SOUTH BUKALONG WALLACE 2 (P)
 SOUTH BUKALONG VICTORIA 152 (P)
GLENTREVOR WALLACE H427 (AI) (P)
 GLENTREVOR ROCKET D016 (AI) (P)
 GLENTREVOR MARITANA F240 (P)
 GLENTREVOR MARITANA C925 (AI) (P)
 COOTHARABA MAGNUM (H)
 MAWARRA VALIANT (TW) (H)
 MAWARRA PRINCESS 40 (H)
BOWMONT MARITANA H122 (H)
 BOWMONT STORM C093 (H)
 BOWMONT MARITANA F079 (H)
 BOWMONT MARITANA Z470 (H)

December 2016 Hereford GROUP BREEDPLAN											
	BW	Scrotal	Milk	200G	400G	600G	EMA	Rib	Rump	RBY	IMF
EBV	2	2.3	16	29	45	64					
ACC%	72%	54%	41%	63%	60%	61%					

61 BOWMONT L MINERVA H129 (H)
 Calved: 15/04/2012 Tattoo: H129 ID No: GRKH129

MARKET INDEX VALUES	
Supermarket	\$60
Grass Fed	\$54
Grain Fed	\$58
EU	\$74

WITHDRAWN

Purchaser: \$:.....

SOUTH BOOROOK CRACOV (H)
 SUGARLOAF CRACOV A231 (H)
 SUGARLOAF T-CAROWAY X163 (H)
GUNYAH WINCHESTER (H)
 CHARNOCK DETONATOR (AI) (H)
 GUNYAH LOYAL Y319 (H)
 GUNYAH LOYAL R228 (H)
 YARRAM HIGH ENERGY 54B R400 (H)
 BOWMONT HIGH ENERGY W185 (H)
 BOWMONT QUEEN 184 (AI) (H)
BOWMONT L MINERVA A505 (AI) (H)
 VENA PARK SHARKA (H)
 BOWMONT L MINERVA Y362 (AI) (H)
 BOWMONT L MINERVA 95 (H)

December 2016 Hereford GROUP BREEDPLAN											
	BW	Scrotal	Milk	200G	400G	600G	EMA	Rib	Rump	RBY	IMF
EBV	7.2	2.2	-1	28	44	72	4.7	-1	-1.6	2.4	-0.2
ACC%	75%	61%	57%	69%	69%	72%	47%	56%	61%	53%	54%

61A BOWMONT L MINERVA M059 (AI) (TW) (P)
 Calved: 22/07/2016 Tattoo: M059 ID No: GRKM059

MARKET INDEX VALUES	
Supermarket	\$76
Grass Fed	\$69
Grain Fed	\$86
EU	\$87

Traits Observed: BWT

ALLLENDALE YACKA (AI) (P)
 ALLENDALE ANZAC E114 (P)
 ALLENDALE DAWN B22 (AI) (ET) (P)
ALLENDALE CHINCHILLA J23 (AI) (P)
 ALLENDALE TOP NOTCH Z52 (AI) (TW) (P)
 ALLENDALE FANCY B115 (P)
 ALLENDALE FANCY Z13 (P)
 SUGARLOAF CRACOV A231 (H)
 GUNYAH WINCHESTER (H)
 GUNYAH LOYAL Y319 (H)
BOWMONT L MINERVA H129 (H)
 BOWMONT HIGH ENERGY W185 (H)
 BOWMONT L MINERVA A505 (AI) (H)
 BOWMONT L MINERVA Y362 (AI) (H)

Purchaser: \$:.....

December 2016 Hereford GROUP BREEDPLAN											
	BW	Scrotal	Milk	200G	400G	600G	EMA	Rib	Rump	RBV	IMF
EBV	8.6	2.4	7	40	60	89					
ACC%	70%	51%	40%	60%	56%	57%					

62 BOWMONT L MINERVA H130 (H)
 Calved: 17/04/2012 Tattoo: H130 ID No: GRKH130

MARKET INDEX VALUES	
Supermarket	\$86
Grass Fed	\$74
Grain Fed	\$82
EU	\$93

Traits Observed: CE,BWT,200WT,400WT,600WT(x2), MWT,FAT,EMA,IMF

Joining Details:
 AI- ALLENDALE WASHINGTON K5 14/10/16.
 BACK UP- RUSSLYN JUMBUCK J19 31/10/16 TO 5/1/17

LLANGLOTHAN STORM U964 (H)
 GLENDAN PARK STORM W134 (H)
 ZUM PARK ATHENA (H)
BOWMONT STORM C093 (H)
 VENA PARK SHARKA (H)
 BOWMONT MARITANA W168 (AI) (H)
 BOWMONT MARITANA 272 (AI) (H)
 YARRAM STAR GENERAL S206 (AI) (H)
 YARRAM STAR GENERAL W251 (H)
 YARRAM MARINDA P224 (AI) (H)
BOWMONT L MINERVA D008 (AI) (H)
 CARA PARK XPRESS T311 (H)
 BOWMONT L MINERVA Z407 (AI) (H)
 BOWMONT L MINERVA 87 (H)

Purchaser: \$:.....

December 2016 Hereford GROUP BREEDPLAN											
	BW	Scrotal	Milk	200G	400G	600G	EMA	Rib	Rump	RBV	IMF
EBV	7.9	2.2	19	44	75	110	3.7	-1.5	-2.1	1.9	0.1
ACC%	78%	58%	64%	73%	73%	75%	54%	63%	67%	60%	62%

62A BOWMONT L MINERVA M004 (AI) (TW) (P)
 Calved: 05/07/2016 Tattoo: M004 ID No: GRKM004

MARKET INDEX VALUES	
Supermarket	\$106
Grass Fed	\$100
Grain Fed	\$116
EU	\$116

Traits Observed: BWT

WIRRUNA JUSTIN J13 (AI) (P)
 WIRRUNA ELDAD E107 (AI) (P)
 WIRRUNA DOREEN G393 (P)
 WIRRUNA DOREEN E42 (AI) (H#)
 GLENDAN PARK STORM W134 (H)
 BOWMONT STORM C093 (H)
 BOWMONT MARITANA W168 (AI) (H)
BOWMONT L MINERVA H130 (H)
 YARRAM STAR GENERAL W251 (H)
 BOWMONT L MINERVA D008 (AI) (H)
 BOWMONT L MINERVA Z407 (AI) (H)

CAPEHORNE HOT SHOT 03 22 (P)
 MATARIKI HOLY - SMOKE (IMP NZL) (P)
 MATARIKI GIRLIE 00323 (P)

Purchaser: \$:.....

December 2016 Hereford GROUP BREEDPLAN											
	BW	Scrotal	Milk	200G	400G	600G	EMA	Rib	Rump	RBV	IMF
EBV	4.8	2.1	17	41	67	92					
ACC%	72%	50%	42%	62%	59%	60%					

63 BOWMONT QUEEN H148 (H)
 Calved: 12/05/2012 Tattoo: H148 ID No: GRKH148

MARKET INDEX VALUES	
Supermarket	\$66
Grass Fed	\$56
Grain Fed	\$68
EU	\$72

Traits Observed: CE,BWT,200WT,400WT(x2),600WT, MWT,FAT,EMA,IMF

Joining Details:
 AI- BOWMONT ECLIPSE K016 20/10/16.
 BACK UP- ALLENDALE COLLINGWOOD G20 6/11/16 TO 5/1/17

TALBALBA VARMINT (H)
 BUNDARRA SPARTAN (H)
 BUNDARRA MONICA V70 (H)
 BUNDARRA MONICA S2 (H)
 SMITHSTON VICTORY BLEND ET (ET) (H)
 BOWMONT VICTORY BLEND Z458 (H)
 BOWMONT QUEEN 203 (H)
BOWMONT QUEEN C030 (AI) (H)
 BOWMONT MUNDORING U917 (AI) (H)
 BOWMONT MARITANA Y368 (H)
 BOWMONT MARITANA W168 (AI) (H)

COWBOY OUTLAW ET (ET) (H)
 FOXFORTH VALUABLE (H)
 FOXFORTH CHIC 8 (H)

Purchaser: \$:.....

December 2016 Hereford GROUP BREEDPLAN											
	BW	Scrotal	Milk	200G	400G	600G	EMA	Rib	Rump	RBV	IMF
EBV	9	1.3	15	41	65	93	3.5	-0.5	-0.6	1.1	0.5
ACC%	75%	61%	59%	71%	71%	73%	50%	59%	64%	56%	58%

63A	BOWMONT QUEEN M156 (H)																																													
	Calved: 05/09/2016	Tattoo: M156	ID No: GRKM156																																											
	<table border="1" style="width:100%; border-collapse: collapse;"> <tr><th colspan="2">MARKET INDEX VALUES</th></tr> <tr><td>Supermarket</td><td style="text-align:right;">\$76</td></tr> <tr><td>Grass Fed</td><td style="text-align:right;">\$70</td></tr> <tr><td>Grain Fed</td><td style="text-align:right;">\$75</td></tr> <tr><td>EU</td><td style="text-align:right;">\$85</td></tr> </table>			MARKET INDEX VALUES		Supermarket	\$76	Grass Fed	\$70	Grain Fed	\$75	EU	\$85	Traits Observed: CE,BWT			COURALLIE POMPEII (H) BUNDARRA D TOP GUN (AI) (H) BUNDARRA CHOICE Q94 (AI) (H) BOWMONT TOP GUN K028 (AI) (H) MAWARRA VALIANT (TW) (H) BOWMONT SILVER Q H070 (H) BOWMONT SILVER Q F011 (H) FOXFORTH VALUABLE (H) TALBALBA VARMINT (H) BUNDARRA MONICA V70 (H) BOWMONT QUEEN H148 (H) BOWMONT VICTORY BLEND Z458 (H) BOWMONT QUEEN C030 (AI) (H) BOWMONT MARITANA Y368 (H)																													
MARKET INDEX VALUES																																														
Supermarket	\$76																																													
Grass Fed	\$70																																													
Grain Fed	\$75																																													
EU	\$85																																													
Purchaser: \$:.....																																														
December 2016 Hereford GROUP BREEDPLAN																																														
<table border="1" style="width:100%; border-collapse: collapse;"> <tr> <td></td> <td style="text-align:center;">BW</td> <td style="text-align:center;">Scrotal</td> <td style="text-align:center;">Milk</td> <td style="text-align:center;">200G</td> <td style="text-align:center;">400G</td> <td style="text-align:center;">600G</td> <td style="text-align:center;">EMA</td> <td style="text-align:center;">Rib</td> <td style="text-align:center;">Rump</td> <td style="text-align:center;">RBY</td> <td style="text-align:center;">IMF</td> </tr> <tr> <td>EBV</td> <td style="text-align:center;">5.1</td> <td></td> <td style="text-align:center;">16</td> <td style="text-align:center;">30</td> <td style="text-align:center;">51</td> <td style="text-align:center;">73</td> <td></td> <td></td> <td></td> <td></td> <td></td> </tr> <tr> <td>ACC%</td> <td style="text-align:center;">68%</td> <td></td> <td style="text-align:center;">40%</td> <td style="text-align:center;">58%</td> <td style="text-align:center;">55%</td> <td style="text-align:center;">56%</td> <td></td> <td></td> <td></td> <td></td> <td></td> </tr> </table>												BW	Scrotal	Milk	200G	400G	600G	EMA	Rib	Rump	RBY	IMF	EBV	5.1		16	30	51	73						ACC%	68%		40%	58%	55%	56%					
	BW	Scrotal	Milk	200G	400G	600G	EMA	Rib	Rump	RBY	IMF																																			
EBV	5.1		16	30	51	73																																								
ACC%	68%		40%	58%	55%	56%																																								

64	BOWMONT QUEEN H155 (H)																																													
	Calved: 21/05/2012	Tattoo: H155	ID No: GRKH155																																											
	<table border="1" style="width:100%; border-collapse: collapse;"> <tr><th colspan="2">MARKET INDEX VALUES</th></tr> <tr><td>Supermarket</td><td style="text-align:right;">\$91</td></tr> <tr><td>Grass Fed</td><td style="text-align:right;">\$85</td></tr> <tr><td>Grain Fed</td><td style="text-align:right;">\$106</td></tr> <tr><td>EU</td><td style="text-align:right;">\$99</td></tr> </table>			MARKET INDEX VALUES		Supermarket	\$91	Grass Fed	\$85	Grain Fed	\$106	EU	\$99	Traits Observed: 200WT,400WT(x2),600WT,MWT,FAT,EMA,IMF			LLANGLOTHAN STORM U964 (H) GLENDAN PARK STORM W134 (H) ZUM PARK ATHENA (H) BOWMONT STORM C093 (H) VENA PARK SHARKA (H) BOWMONT MARITANA W168 (AI) (H) BOWMONT MARITANA 272 (AI) (H) COORA GOVERNOR U051 (AI) (H) NORTH END X061 (H) GVPC DOREEN R035 (H) BOWMONT QUEEN E015 (AI) (H) SMITHSTON VICTORY BLEND ET (ET) (H) BOWMONT QUEEN C037 (H) BOWMONT QUEEN W105 (AI) (H)																													
MARKET INDEX VALUES																																														
Supermarket	\$91																																													
Grass Fed	\$85																																													
Grain Fed	\$106																																													
EU	\$99																																													
Purchaser: \$:.....																																														
December 2016 Hereford GROUP BREEDPLAN																																														
<table border="1" style="width:100%; border-collapse: collapse;"> <tr> <td></td> <td style="text-align:center;">BW</td> <td style="text-align:center;">Scrotal</td> <td style="text-align:center;">Milk</td> <td style="text-align:center;">200G</td> <td style="text-align:center;">400G</td> <td style="text-align:center;">600G</td> <td style="text-align:center;">EMA</td> <td style="text-align:center;">Rib</td> <td style="text-align:center;">Rump</td> <td style="text-align:center;">RBY</td> <td style="text-align:center;">IMF</td> </tr> <tr> <td>EBV</td> <td style="text-align:center;">5.3</td> <td style="text-align:center;">2.3</td> <td style="text-align:center;">16</td> <td style="text-align:center;">32</td> <td style="text-align:center;">59</td> <td style="text-align:center;">88</td> <td style="text-align:center;">3.7</td> <td style="text-align:center;">0.5</td> <td style="text-align:center;">0.9</td> <td style="text-align:center;">0.8</td> <td style="text-align:center;">1</td> </tr> <tr> <td>ACC%</td> <td style="text-align:center;">70%</td> <td style="text-align:center;">61%</td> <td style="text-align:center;">63%</td> <td style="text-align:center;">70%</td> <td style="text-align:center;">71%</td> <td style="text-align:center;">73%</td> <td style="text-align:center;">54%</td> <td style="text-align:center;">61%</td> <td style="text-align:center;">65%</td> <td style="text-align:center;">58%</td> <td style="text-align:center;">60%</td> </tr> </table>												BW	Scrotal	Milk	200G	400G	600G	EMA	Rib	Rump	RBY	IMF	EBV	5.3	2.3	16	32	59	88	3.7	0.5	0.9	0.8	1	ACC%	70%	61%	63%	70%	71%	73%	54%	61%	65%	58%	60%
	BW	Scrotal	Milk	200G	400G	600G	EMA	Rib	Rump	RBY	IMF																																			
EBV	5.3	2.3	16	32	59	88	3.7	0.5	0.9	0.8	1																																			
ACC%	70%	61%	63%	70%	71%	73%	54%	61%	65%	58%	60%																																			

64A	BOWMONT QUEEN M028 (AI) (P)																																													
	Calved: 15/07/2016	Tattoo: M028	ID No: GRKM028																																											
	<table border="1" style="width:100%; border-collapse: collapse;"> <tr><th colspan="2">MARKET INDEX VALUES</th></tr> <tr><td>Supermarket</td><td style="text-align:right;">\$110</td></tr> <tr><td>Grass Fed</td><td style="text-align:right;">\$107</td></tr> <tr><td>Grain Fed</td><td style="text-align:right;">\$129</td></tr> <tr><td>EU</td><td style="text-align:right;">\$121</td></tr> </table>			MARKET INDEX VALUES		Supermarket	\$110	Grass Fed	\$107	Grain Fed	\$129	EU	\$121	Traits Observed: GL,CE,BWT			CAPETHORNE HOT SHOT 03 22 (P) MATARIKI HOLY - SMOKE (IMP NZL) (P) MATARIKI GIRLIE 00323 (P) WIRRUNA JUSTIN J13 (AI) (P) WIRRUNA ELDAD E107 (AI) (P) WIRRUNA DOREEN G393 (P) WIRRUNA DOREEN E42 (AI) (H#) GLENDAN PARK STORM W134 (H) BOWMONT STORM C093 (H) BOWMONT MARITANA W168 (AI) (H) BOWMONT QUEEN H155 (H) NORTH END X061 (H) BOWMONT QUEEN E015 (AI) (H) BOWMONT QUEEN C037 (H)																													
MARKET INDEX VALUES																																														
Supermarket	\$110																																													
Grass Fed	\$107																																													
Grain Fed	\$129																																													
EU	\$121																																													
Purchaser: \$:.....																																														
December 2016 Hereford GROUP BREEDPLAN																																														
<table border="1" style="width:100%; border-collapse: collapse;"> <tr> <td></td> <td style="text-align:center;">BW</td> <td style="text-align:center;">Scrotal</td> <td style="text-align:center;">Milk</td> <td style="text-align:center;">200G</td> <td style="text-align:center;">400G</td> <td style="text-align:center;">600G</td> <td style="text-align:center;">EMA</td> <td style="text-align:center;">Rib</td> <td style="text-align:center;">Rump</td> <td style="text-align:center;">RBY</td> <td style="text-align:center;">IMF</td> </tr> <tr> <td>EBV</td> <td style="text-align:center;">4.2</td> <td style="text-align:center;">2.2</td> <td style="text-align:center;">15</td> <td style="text-align:center;">37</td> <td style="text-align:center;">61</td> <td style="text-align:center;">85</td> <td></td> <td></td> <td></td> <td></td> <td></td> </tr> <tr> <td>ACC%</td> <td style="text-align:center;">71%</td> <td style="text-align:center;">51%</td> <td style="text-align:center;">42%</td> <td style="text-align:center;">62%</td> <td style="text-align:center;">59%</td> <td style="text-align:center;">59%</td> <td></td> <td></td> <td></td> <td></td> <td></td> </tr> </table>												BW	Scrotal	Milk	200G	400G	600G	EMA	Rib	Rump	RBY	IMF	EBV	4.2	2.2	15	37	61	85						ACC%	71%	51%	42%	62%	59%	59%					
	BW	Scrotal	Milk	200G	400G	600G	EMA	Rib	Rump	RBY	IMF																																			
EBV	4.2	2.2	15	37	61	85																																								
ACC%	71%	51%	42%	62%	59%	59%																																								

65	BOWMONT MARITANA H159 (AI) (ET) (H)																																													
	Calved: 14/06/2012	Tattoo: H159	ID No: GRKH159																																											
	<table border="1" style="width:100%; border-collapse: collapse;"> <tr><th colspan="2">MARKET INDEX VALUES</th></tr> <tr><td>Supermarket</td><td style="text-align:right;">\$50</td></tr> <tr><td>Grass Fed</td><td style="text-align:right;">\$45</td></tr> <tr><td>Grain Fed</td><td style="text-align:right;">\$52</td></tr> <tr><td>EU</td><td style="text-align:right;">\$60</td></tr> </table>			MARKET INDEX VALUES		Supermarket	\$50	Grass Fed	\$45	Grain Fed	\$52	EU	\$60	Traits Observed: BWT,400WT(x2),MWT,FAT,EMA,IMF			FOXFORTH VALUABLE (H) TALBALBA VARMINT (H) BUNDARRA MONICA V70 (H) BOWMONT VARMINT F058 (H) GLENDAN PARK STORM W134 (H) BOWMONT L MINERVA D056 (H) BOWMONT L MINERVA W142 (AI) (H) VENA PARK SHARKA (H) ALKIRA VIKING (AI) (H) COURALLIE MARIANNE R349 (H) BOWMONT MARITANA Z459 (AI) (H) BOWMONT LEGEND Q542 (AI) (H) BOWMONT MARITANA 318 (AI) (H) BOWMONT MARITANA 282 (H)																													
MARKET INDEX VALUES																																														
Supermarket	\$50																																													
Grass Fed	\$45																																													
Grain Fed	\$52																																													
EU	\$60																																													
Purchaser: \$:.....																																														
December 2016 Hereford GROUP BREEDPLAN																																														
<table border="1" style="width:100%; border-collapse: collapse;"> <tr> <td></td> <td style="text-align:center;">BW</td> <td style="text-align:center;">Scrotal</td> <td style="text-align:center;">Milk</td> <td style="text-align:center;">200G</td> <td style="text-align:center;">400G</td> <td style="text-align:center;">600G</td> <td style="text-align:center;">EMA</td> <td style="text-align:center;">Rib</td> <td style="text-align:center;">Rump</td> <td style="text-align:center;">RBY</td> <td style="text-align:center;">IMF</td> </tr> <tr> <td>EBV</td> <td style="text-align:center;">6.3</td> <td style="text-align:center;">1.2</td> <td style="text-align:center;">12</td> <td style="text-align:center;">33</td> <td style="text-align:center;">43</td> <td style="text-align:center;">64</td> <td style="text-align:center;">3.4</td> <td style="text-align:center;">-0.7</td> <td style="text-align:center;">-1.1</td> <td style="text-align:center;">1.6</td> <td style="text-align:center;">0.3</td> </tr> <tr> <td>ACC%</td> <td style="text-align:center;">66%</td> <td style="text-align:center;">61%</td> <td style="text-align:center;">57%</td> <td style="text-align:center;">62%</td> <td style="text-align:center;">65%</td> <td style="text-align:center;">66%</td> <td style="text-align:center;">41%</td> <td style="text-align:center;">46%</td> <td style="text-align:center;">49%</td> <td style="text-align:center;">43%</td> <td style="text-align:center;">46%</td> </tr> </table>												BW	Scrotal	Milk	200G	400G	600G	EMA	Rib	Rump	RBY	IMF	EBV	6.3	1.2	12	33	43	64	3.4	-0.7	-1.1	1.6	0.3	ACC%	66%	61%	57%	62%	65%	66%	41%	46%	49%	43%	46%
	BW	Scrotal	Milk	200G	400G	600G	EMA	Rib	Rump	RBY	IMF																																			
EBV	6.3	1.2	12	33	43	64	3.4	-0.7	-1.1	1.6	0.3																																			
ACC%	66%	61%	57%	62%	65%	66%	41%	46%	49%	43%	46%																																			

65A BOWMONT MARITANA M124 (P)
 Calved: 14/08/2016 Tattoo: M124 ID No: GRKM124

MARKET INDEX VALUES	
Supermarket	\$73
Grass Fed	\$67
Grain Fed	\$79
EU	\$84

Traits Observed: CE,BWT

YALGOO WARP H252 (P)
 KOANUI UNANIMOUS 3152 (IMP NZL) (P)
 YALGOO WENDY E182 (AI) (P)
 YALGOO WENDY Y049 (P)

TALBALBA VARMINT (H)
 BOWMONT VARMINT F058 (H)
 BOWMONT L MINERVA D056 (H)

BOWMONT MARITANA H159 (AI) (ET) (H)
 ALKIRA VIKING (AI) (H)
 BOWMONT MARITANA Z459 (AI) (H)
 BOWMONT MARITANA 318 (AI) (H)

Purchaser: \$:.....

December 2016 Hereford GROUP BREEDPLAN											
	BW	Scrotal	Milk	200G	400G	600G	EMA	Rib	Rump	RBV	IMF
EBV	5.7	1.8	13	34	47	73					
ACC%	70%	54%	38%	61%	59%	59%					

66 BOWMONT SILVER Q G009 (AI) (H)
 Calved: 22/02/2011 Tattoo: G009 ID No: GRKG009

MARKET INDEX VALUES	
Supermarket	\$66
Grass Fed	\$58
Grain Fed	\$60
EU	\$71

WITHDRAWN

VENA PARK JACKPOT (H)
 PARK GROVE IMPRESSIONIST ET4 (ET) (H)
 DENVILLE ALICE 16 (H)

SMITHSTON WEE DRAM ET1 (AI) (ET) (H)
 MOORLANDS XECUTOR (H)
 GLANMONNOW WAKEFUL 9 (H)
 GLANMONNOW WAKEFUL 5 (H)

BOWMONT VICTORY BLEND Z458 (H)
 BOWMONT VICTORY BLEND B684 (H)
 BOWMONT MARITANA Y360 (AI) (H)

BOWMONT SILVER Q E059 (AI) (H)
 GLENDAN PARK STORM W134 (H)
 BOWMONT SILVER Q A601 (H)
 BOWMONT SILVER Q 40 (AI) (H)

Purchaser: \$:.....

December 2016 Hereford GROUP BREEDPLAN											
	BW	Scrotal	Milk	200G	400G	600G	EMA	Rib	Rump	RBV	IMF
EBV	6.9	1.6	14	31	55	85	3	0	0.2	0.4	0.2
ACC%	72%	62%	64%	72%	73%	75%	53%	61%	66%	59%	60%

66A BOWMONT SILVER Q M038 (AI) (P)
 Calved: 17/07/2016 Tattoo: M038 ID No: GRKM038

MARKET INDEX VALUES	
Supermarket	\$95
Grass Fed	\$91
Grain Fed	\$104
EU	\$104

Traits Observed: GL,CE,BWT

WIRRUNA JUSTIN J13 (AI) (P)
 WIRRUNA ELAD E107 (AI) (P)
 WIRRUNA DOREEN G393 (P)
 WIRRUNA DOREEN E42 (AI) (H#)

PARK GROVE IMPRESSIONIST ET4 (ET) (H)
 SMITHSTON WEE DRAM ET1 (AI) (ET) (H)
 GLANMONNOW WAKEFUL 9 (H)

BOWMONT SILVER Q G009 (AI) (H)
 BOWMONT VICTORY BLEND B684 (H)
 BOWMONT SILVER Q E059 (AI) (H)
 BOWMONT SILVER Q A601 (H)

Purchaser: \$:.....

December 2016 Hereford GROUP BREEDPLAN											
	BW	Scrotal	Milk	200G	400G	600G	EMA	Rib	Rump	RBV	IMF
EBV	3.6	1.7	15	33	55	75					
ACC%	72%	51%	42%	62%	59%	60%					

67 BOWMONT QUEEN G013 (AI) (H)
 Calved: 23/02/2011 Tattoo: G013 ID No: GRKG013

MARKET INDEX VALUES	
Supermarket	\$57
Grass Fed	\$55
Grain Fed	\$62
EU	\$64

Traits Observed: 200WT,400WT,600WT,MWT,FAT,EMA,IMF

Joining Details:
 AI- ALLENDALE WASHINGTON K5
 13/10/16.
 BACK UP- RUSSLYN JUMBUCK J19
 31/10/16 TO 5/1/17

VENA PARK JACKPOT (H)
 PARK GROVE IMPRESSIONIST ET4 (ET) (H)
 DENVILLE ALICE 16 (H)

SMITHSTON WEE DRAM ET1 (AI) (ET) (H)
 MOORLANDS XECUTOR (H)
 GLANMONNOW WAKEFUL 9 (H)
 GLANMONNOW WAKEFUL 5 (H)

COORA GOVERNOR U051 (AI) (H)
 NORTH END X061 (H)
 GVPC DOREEN R035 (H)

BOWMONT QUEEN E008 (AI) (H)
 BOWMONT HIGH ENERGY W185 (H)
 BOWMONT QUEEN C004 (AI) (H)
 BOWMONT QUEEN A570 (AI) (H)

Purchaser: \$:.....

December 2016 Hereford GROUP BREEDPLAN											
	BW	Scrotal	Milk	200G	400G	600G	EMA	Rib	Rump	RBV	IMF
EBV	2.9	1.3	17	21	34	50	1.9	0.5	0.9	0	0.4
ACC%	73%	54%	64%	72%	73%	74%	53%	61%	66%	59%	60%

67A BOWMONT QUEEN M013 (AI) (TW) (P)
 Calved: 11/07/2016 Tattoo: M013 ID No: GRKM013

REMITALL ACME 10A (P)
 REMITALL EMBRACER 8E (IMP CAN) (P)
 PLAIN LAKE BELLE 20X 117P 5B (P)
DAYS BLACKBERRY G82 (AI) (P)
 ALLENDALE NATIONAL W168 (P)
 ALLENDALE FANCY B94 (AI) (P)
 ALLENDALE FANCY V46 (P)
 PARK GROVE IMPRESSIONIST ET4 (ET) (H)
 SMITHSTON WEE DRAM ET1 (AI) (ET) (H)
 GLANMONNOW WAKEFUL 9 (H)
BOWMONT QUEEN G013 (AI) (H)
 NORTH END X061 (H)
 BOWMONT QUEEN E008 (AI) (H)
 BOWMONT QUEEN C004 (AI) (H)

MARKET INDEX VALUES	
Supermarket	\$69
Grass Fed	\$66
Grain Fed	\$73
EU	\$77

WITHDRAWN

Purchaser: \$:.....

December 2016 Hereford GROUP BREEDPLAN											
	BW	Scrotal	Milk	200G	400G	600G	EMA	Rib	Rump	RBY	IMF
EBV	1.9	1.7	18	25	41	55	2.8	-0.2	-0.2	0.8	
ACC%	71%	52%	44%	63%	61%	62%	42%	46%	50%	44%	

68 BOWMONT QUEEN G015 (AI) (H)
 Calved: 23/02/2011 Tattoo: G015 ID No: GRKG015

VENA PARK JACKPOT (H)
 PARK GROVE IMPRESSIONIST ET4 (ET) (H)
 DENVILLE ALICE 16 (H)
SMITHSTON WEE DRAM ET1 (AI) (ET) (H)
 MOORLANDS XECUTOR (H)
 GLANMONNOW WAKEFUL 9 (H)
 GLANMONNOW WAKEFUL 5 (H)
 NORTH END X061 (H)
 YAVENVALE HURRICANE (H)
 YAVENVALE DUCHESS X290 (H)
BOWMONT QUEEN E056 (H)
 BOWMONT KING U943 (AI) (H)
 BOWMONT QUEEN C002 (AI) (H)
 BOWMONT QUEEN A546 (AI) (H)

MARKET INDEX VALUES	
Supermarket	\$73
Grass Fed	\$63
Grain Fed	\$59
EU	\$77

WITHDRAWN

Purchaser: \$:.....

December 2016 Hereford GROUP BREEDPLAN											
	BW	Scrotal	Milk	200G	400G	600G	EMA	Rib	Rump	RBY	IMF
EBV	7.5	1.8	17	37	59	89	2.9	-0.2	0	1.2	-0.5
ACC%	72%	54%	64%	72%	73%	75%	53%	62%	67%	60%	61%

68A BOWMONT QUEEN M036 (AI) (P)
 Calved: 17/07/2016 Tattoo: M036 ID No: GRKM036

CAPETHORNE HOT SHOT 03 22 (P)
 MATARIKI HOLY - SMOKE (IMP NZL) (P)
 MATARIKI GIRLIE 00323 (P)
WIRRUNA JUSTIN J13 (AI) (P)
 WIRRUNA ELDA D E107 (AI) (P)
 WIRRUNA DOREEN G393 (P)
 WIRRUNA DOREEN E42 (AI) (H#)
 PARK GROVE IMPRESSIONIST ET4 (ET) (H)
 SMITHSTON WEE DRAM ET1 (AI) (ET) (H)
 GLANMONNOW WAKEFUL 9 (H)
BOWMONT QUEEN G015 (AI) (H)
 YAVENVALE HURRICANE (H)
 BOWMONT QUEEN E056 (H)
 BOWMONT QUEEN C002 (AI) (H)

MARKET INDEX VALUES	
Supermarket	\$99
Grass Fed	\$94
Grain Fed	\$103
EU	\$108

Traits Observed: GL,CE,BWT

Purchaser: \$:.....

December 2016 Hereford GROUP BREEDPLAN											
	BW	Scrotal	Milk	200G	400G	600G	EMA	Rib	Rump	RBY	IMF
EBV	4.4		16	37	58	80					
ACC%	72%		42%	62%	59%	60%					

69 BOWMONT L MINERVA G017 (AI) (H)
 Calved: 24/02/2011 Tattoo: G017 ID No: GRKG017

VENA PARK JACKPOT (H)
 PARK GROVE IMPRESSIONIST ET4 (ET) (H)
 DENVILLE ALICE 16 (H)
SMITHSTON WEE DRAM ET1 (AI) (ET) (H)
 MOORLANDS XECUTOR (H)
 GLANMONNOW WAKEFUL 9 (H)
 GLANMONNOW WAKEFUL 5 (H)
 YARRAM STAR GENERAL S206 (AI) (H)
 YARRAM STAR GENERAL W251 (H)
 YARRAM MARINDA P224 (AI) (H)
BOWMONT L MINERVA E074 (AI) (H)
 BOWMONT HIGH ENERGY W185 (H)
 BOWMONT L MINERVA A505 (AI) (H)
 BOWMONT L MINERVA Y362 (AI) (H)

MARKET INDEX VALUES	
Supermarket	\$79
Grass Fed	\$73
Grain Fed	\$85
EU	\$86

Traits Observed: 200WT,400WT,600WT,MWT,FAT,EMA,IMF

Joining Details:
 AI- BOWMONT ECLIPSE K016 20/10/16.
 BACK UP- ALLENDALE COLLINGWOOD
 G20 6/11/16 TO 5/1/17

Purchaser: \$:.....

December 2016 Hereford GROUP BREEDPLAN											
	BW	Scrotal	Milk	200G	400G	600G	EMA	Rib	Rump	RBY	IMF
EBV	6	1.6	23	34	52	79	2.9	0.4	0.9	0.5	0.4
ACC%	73%	61%	62%	72%	72%	75%	53%	61%	65%	58%	60%

69A BOWMONT L MINERVA M152 (H)
 Calved: 02/09/2016 Tattoo: M152 ID No: GRKM152

MARKET INDEX VALUES	
Supermarket	\$80
Grass Fed	\$75
Grain Fed	\$79
EU	\$88

Traits Observed: CE,BWT

BOWMONT TOP GUN K028 (AI) (H)
 MAWARRA VALIANT (TW) (H)
 BOWMONT SILVER Q H070 (H)
 BOWMONT SILVER Q F011 (H)
 PARK GROVE IMPRESSIONIST ET4 (ET) (H)
 SMITHSTON WEE DRAM ET1 (AI) (ET) (H)
 GLANMONNOW WAKEFUL 9 (H)

BOWMONT L MINERVA G017 (AI) (H)
 YARRAM STAR GENERAL W251 (H)
 BOWMONT L MINERVA E074 (AI) (H)
 BOWMONT L MINERVA A505 (AI) (H)

Purchaser: \$:.....

December 2016 Hereford GROUP BREEDPLAN											
	BW	Scrotal	Milk	200G	400G	600G	EMA	Rib	Rump	RBY	IMF
EBV	4.4		20	28	47	69					
ACC%	68%		42%	59%	55%	57%					

70 BOWMONT MARITANA G022 (AI) (H)
 Calved: 25/02/2011 Tattoo: G022 ID No: GRKG022

MARKET INDEX VALUES	
Supermarket	\$61
Grass Fed	\$55
Grain Fed	\$56
EU	\$66

Traits Observed: 200WT,400WT,600WT,MWT,FAT,EMA,IMF

Joining Details:
 AI- ALLENDALE WASHINGTON K5
 13/10/16.
 BACK UP- RUSSLYN JUMBUCK J19
 31/10/16 TO 5/1/17

SMITHSTON WEE DRAM ET1 (AI) (ET) (H)
 MOORLANDS XECUTOR (H)
 GLANMONNOW WAKEFUL 9 (H)
 GLANMONNOW WAKEFUL 5 (H)
 YARRAM HIGH ENERGY 54B R400 (H)
 BOWMONT HIGH ENERGY W185 (H)
 BOWMONT QUEEN 184 (AI) (H)

BOWMONT MARITANA E055 (AI) (H)
 BRAMBLE NEWCASTER N177 ET6 (AI) (ET) (H)
 BOWMONT MARITANA A543 (AI) (H)
 BOWMONT MARITANA X241 (AI) (H)

Purchaser: \$:.....

December 2016 Hereford GROUP BREEDPLAN											
	BW	Scrotal	Milk	200G	400G	600G	EMA	Rib	Rump	RBY	IMF
EBV	7.2	0.6	15	34	48	75	2.5	0.4	0.8	0.7	-0.2
ACC%	72%	54%	62%	71%	72%	73%	52%	61%	65%	58%	59%

70A BOWMONT MARITANA M053 (AI) (P)
 Calved: 20/07/2016 Tattoo: M053 ID No: GRKM053

MARKET INDEX VALUES	
Supermarket	\$76
Grass Fed	\$67
Grain Fed	\$74
EU	\$79

Traits Observed: GL,CE,BWT

VALMA HONKEY TONK (AI) (P)
 VALMA GOLDRUSH V103 (AI) (P)
 VALMA GOLDS BANKSIA Z37 (P)
 VALMA ADVANCER'S BANKSIA S86 (P)
 PARK GROVE IMPRESSIONIST ET4 (ET) (H)
 SMITHSTON WEE DRAM ET1 (AI) (ET) (H)
 GLANMONNOW WAKEFUL 9 (H)

BOWMONT MARITANA G022 (AI) (H)
 BOWMONT HIGH ENERGY W185 (H)
 BOWMONT MARITANA E055 (AI) (H)
 BOWMONT MARITANA A543 (AI) (H)

Purchaser: \$:.....

December 2016 Hereford GROUP BREEDPLAN											
	BW	Scrotal	Milk	200G	400G	600G	EMA	Rib	Rump	RBY	IMF
EBV	8.2		16	44	66	97					
ACC%	70%		43%	60%	57%	58%					

71 BOWMONT MARITANA G067 (AI) (P)
 Calved: 08/03/2011 Tattoo: G067 ID No: GRKG067

MARKET INDEX VALUES	
Supermarket	\$64
Grass Fed	\$60
Grain Fed	\$69
EU	\$77

Traits Observed: 200WT,400WT,600WT,MWT,FAT,EMA,IMF

Joining Details:
 AI- BOWMONT HUSTLER L026 14/10/16.
 BACK UP- RUSSLYN JUMBUCK J19
 31/10/16 TO 5/1/17

ALLENDALE WATERHOUSE D1 (P)
 ALLENDALE LANDLORD 3 (AI) (P)
 ALLENDALE MARLINE X185 (P)
 ALLENDALE MARLINE U46 (AI) (P)
 PR WS ROCKFORD 007 (IMP USA) (H)
 RED HILL TIME BOMB (AI) (ET) (H)
 RED HILL FIRST DAY 29 ET2 (AI) (ET) (H)

BOWMONT MARITANA Y322 (AI) (H)
 BOWMONT JORDAN P440 (H)
 BOWMONT MARITANA 354 (H)
 BOWMONT MARITANA 226 (H)

Purchaser: \$:.....

December 2016 Hereford GROUP BREEDPLAN											
	BW	Scrotal	Milk	200G	400G	600G	EMA	Rib	Rump	RBY	IMF
EBV	3.8	2.6	10	25	40	55	2.9	-0.4	-0.5	0.3	0.5
ACC%	74%	66%	67%	73%	74%	75%	57%	63%	67%	60%	64%

71A	BOWMONT MARITANA M062 (AI) (P)	Calved: 22/07/2016	Tattoo: M062	ID No: GRKM062	<p>WIRRUNA JUSTIN J13 (AI) (P) WIRRUNA ELDAD E107 (AI) (P) WIRRUNA DOREEN G393 (P) WIRRUNA DOREEN E42 (AI) (H#)</p> <p>ALLENDAL VAGABOND A74 (AI) (P) ALLENDALE WATERHOUSE D1 (P) ALLENDALE MARLINE X185 (P)</p> <p>BOWMONT MARITANA G067 (AI) (P) RED HILL TIME BOMB (AI) (ET) (H) BOWMONT MARITANA Y322 (AI) (H) BOWMONT MARITANA 354 (H)</p>																																			
<table border="1" style="width:100%; border-collapse: collapse;"> <tr> <th colspan="2">MARKET INDEX VALUES</th> </tr> <tr> <td>Supermarket</td> <td style="text-align:right;">\$92</td> </tr> <tr> <td>Grass Fed</td> <td style="text-align:right;">\$90</td> </tr> <tr> <td>Grain Fed</td> <td style="text-align:right;">\$106</td> </tr> <tr> <td>EU</td> <td style="text-align:right;">\$105</td> </tr> </table>					MARKET INDEX VALUES		Supermarket	\$92	Grass Fed	\$90	Grain Fed	\$106	EU	\$105																										
MARKET INDEX VALUES																																								
Supermarket	\$92																																							
Grass Fed	\$90																																							
Grain Fed	\$106																																							
EU	\$105																																							
<p>Purchaser: \$:.....</p>																																								
December 2016 Hereford GROUP BREEDPLAN																																								
<table border="1" style="width:100%; border-collapse: collapse;"> <tr> <td></td> <td style="text-align:center;">BW</td> <td style="text-align:center;">Scrotal</td> <td style="text-align:center;">Milk</td> <td style="text-align:center;">200G</td> <td style="text-align:center;">400G</td> <td style="text-align:center;">600G</td> <td style="text-align:center;">EMA</td> <td style="text-align:center;">Rib</td> <td style="text-align:center;">Rump</td> <td style="text-align:center;">RBY</td> <td style="text-align:center;">IMF</td> </tr> <tr> <td>EBV</td> <td style="text-align:center;">2.2</td> <td style="text-align:center;">2.3</td> <td style="text-align:center;">13</td> <td style="text-align:center;">30</td> <td style="text-align:center;">47</td> <td style="text-align:center;">61</td> <td></td> <td></td> <td></td> <td></td> <td></td> </tr> <tr> <td>ACC%</td> <td style="text-align:center;">72%</td> <td style="text-align:center;">52%</td> <td style="text-align:center;">44%</td> <td style="text-align:center;">63%</td> <td style="text-align:center;">60%</td> <td style="text-align:center;">60%</td> <td></td> <td></td> <td></td> <td></td> <td></td> </tr> </table>						BW	Scrotal	Milk	200G	400G	600G	EMA	Rib	Rump	RBY	IMF	EBV	2.2	2.3	13	30	47	61						ACC%	72%	52%	44%	63%	60%	60%					
	BW	Scrotal	Milk	200G	400G	600G	EMA	Rib	Rump	RBY	IMF																													
EBV	2.2	2.3	13	30	47	61																																		
ACC%	72%	52%	44%	63%	60%	60%																																		

72	BOWMONT QUEEN G089 (AI) (H)	Calved: 13/03/2011	Tattoo: G089	ID No: GRKG089	<p>SMITHSTON VICTORY BLEND ET (ET) (H) BOWMONT VICTORY BLEND Z458 (H) BOWMONT QUEEN 203 (H)</p> <p>BOWMONT VICTORY BLEND B684 (H) RED HILL TIME BOMB (AI) (ET) (H) BOWMONT MARITANA Y360 (AI) (H) BOWMONT MARITANA 334 (H)</p> <p>YARRAM STAR GENERAL S206 (AI) (H) YARRAM STAR GENERAL W251 (H) YARRAM MARINDA P224 (AI) (H)</p> <p>BOWMONT QUEEN D033 (AI) (H) CARA PARK XPRESS T311 (H) BOWMONT QUEEN Y324 (AI) (H) BOWMONT QUEEN 213 (AI) (H)</p>																																			
<table border="1" style="width:100%; border-collapse: collapse;"> <tr> <th colspan="2">MARKET INDEX VALUES</th> </tr> <tr> <td>Supermarket</td> <td style="text-align:right;">\$64</td> </tr> <tr> <td>Grass Fed</td> <td style="text-align:right;">\$58</td> </tr> <tr> <td>Grain Fed</td> <td style="text-align:right;">\$66</td> </tr> <tr> <td>EU</td> <td style="text-align:right;">\$74</td> </tr> </table>					MARKET INDEX VALUES		Supermarket	\$64	Grass Fed	\$58	Grain Fed	\$66	EU	\$74																										
MARKET INDEX VALUES																																								
Supermarket	\$64																																							
Grass Fed	\$58																																							
Grain Fed	\$66																																							
EU	\$74																																							
<p>Purchaser: \$:.....</p>																																								
December 2016 Hereford GROUP BREEDPLAN																																								
<table border="1" style="width:100%; border-collapse: collapse;"> <tr> <td></td> <td style="text-align:center;">BW</td> <td style="text-align:center;">Scrotal</td> <td style="text-align:center;">Milk</td> <td style="text-align:center;">200G</td> <td style="text-align:center;">400G</td> <td style="text-align:center;">600G</td> <td style="text-align:center;">EMA</td> <td style="text-align:center;">Rib</td> <td style="text-align:center;">Rump</td> <td style="text-align:center;">RBY</td> <td style="text-align:center;">IMF</td> </tr> <tr> <td>EBV</td> <td style="text-align:center;">6.2</td> <td style="text-align:center;">1.7</td> <td style="text-align:center;">6</td> <td style="text-align:center;">29</td> <td style="text-align:center;">50</td> <td style="text-align:center;">73</td> <td style="text-align:center;">1.9</td> <td style="text-align:center;">-0.2</td> <td style="text-align:center;">-0.3</td> <td style="text-align:center;">0.5</td> <td style="text-align:center;">0.2</td> </tr> <tr> <td>ACC%</td> <td style="text-align:center;">70%</td> <td style="text-align:center;">55%</td> <td style="text-align:center;">50%</td> <td style="text-align:center;">68%</td> <td style="text-align:center;">69%</td> <td style="text-align:center;">72%</td> <td style="text-align:center;">48%</td> <td style="text-align:center;">56%</td> <td style="text-align:center;">61%</td> <td style="text-align:center;">53%</td> <td style="text-align:center;">55%</td> </tr> </table>						BW	Scrotal	Milk	200G	400G	600G	EMA	Rib	Rump	RBY	IMF	EBV	6.2	1.7	6	29	50	73	1.9	-0.2	-0.3	0.5	0.2	ACC%	70%	55%	50%	68%	69%	72%	48%	56%	61%	53%	55%
	BW	Scrotal	Milk	200G	400G	600G	EMA	Rib	Rump	RBY	IMF																													
EBV	6.2	1.7	6	29	50	73	1.9	-0.2	-0.3	0.5	0.2																													
ACC%	70%	55%	50%	68%	69%	72%	48%	56%	61%	53%	55%																													

72A	BOWMONT QUEEN M090 (AI) (P)	Calved: 31/07/2016	Tattoo: M090	ID No: GRKM090	<p>ALLENDAL YACKA (AI) (P) ALLENDALE ANZAC E114 (P) ALLENDALE DAWN B22 (AI) (ET) (P)</p> <p>ALLENDAL CHINCHILLA J23 (AI) (P) ALLENDALE TOP NOTCH Z52 (AI) (TW) (P) ALLENDALE FANCY B115 (P) ALLENDALE FANCY Z13 (P)</p> <p>BOWMONT VICTORY BLEND Z458 (H) BOWMONT VICTORY BLEND B684 (H) BOWMONT MARITANA Y360 (AI) (H)</p> <p>BOWMONT QUEEN G089 (AI) (H) YARRAM STAR GENERAL W251 (H) BOWMONT QUEEN D033 (AI) (H) BOWMONT QUEEN Y324 (AI) (H)</p>																																			
<table border="1" style="width:100%; border-collapse: collapse;"> <tr> <th colspan="2">MARKET INDEX VALUES</th> </tr> <tr> <td>Supermarket</td> <td style="text-align:right;">\$78</td> </tr> <tr> <td>Grass Fed</td> <td style="text-align:right;">\$73</td> </tr> <tr> <td>Grain Fed</td> <td style="text-align:right;">\$91</td> </tr> <tr> <td>EU</td> <td style="text-align:right;">\$88</td> </tr> </table>					MARKET INDEX VALUES		Supermarket	\$78	Grass Fed	\$73	Grain Fed	\$91	EU	\$88																										
MARKET INDEX VALUES																																								
Supermarket	\$78																																							
Grass Fed	\$73																																							
Grain Fed	\$91																																							
EU	\$88																																							
<p>Purchaser: \$:.....</p>																																								
December 2016 Hereford GROUP BREEDPLAN																																								
<table border="1" style="width:100%; border-collapse: collapse;"> <tr> <td></td> <td style="text-align:center;">BW</td> <td style="text-align:center;">Scrotal</td> <td style="text-align:center;">Milk</td> <td style="text-align:center;">200G</td> <td style="text-align:center;">400G</td> <td style="text-align:center;">600G</td> <td style="text-align:center;">EMA</td> <td style="text-align:center;">Rib</td> <td style="text-align:center;">Rump</td> <td style="text-align:center;">RBY</td> <td style="text-align:center;">IMF</td> </tr> <tr> <td>EBV</td> <td style="text-align:center;">6.3</td> <td></td> <td style="text-align:center;">10</td> <td style="text-align:center;">35</td> <td style="text-align:center;">57</td> <td style="text-align:center;">80</td> <td></td> <td></td> <td></td> <td></td> <td></td> </tr> <tr> <td>ACC%</td> <td style="text-align:center;">70%</td> <td></td> <td style="text-align:center;">38%</td> <td style="text-align:center;">60%</td> <td style="text-align:center;">57%</td> <td style="text-align:center;">58%</td> <td></td> <td></td> <td></td> <td></td> <td></td> </tr> </table>						BW	Scrotal	Milk	200G	400G	600G	EMA	Rib	Rump	RBY	IMF	EBV	6.3		10	35	57	80						ACC%	70%		38%	60%	57%	58%					
	BW	Scrotal	Milk	200G	400G	600G	EMA	Rib	Rump	RBY	IMF																													
EBV	6.3		10	35	57	80																																		
ACC%	70%		38%	60%	57%	58%																																		

73	BOWMONT L MINERVA G129 (H)	Calved: 11/04/2011	Tattoo: G129	ID No: GRKG129	<p>COOTHARABA ELGIN 2 (H) COOTHARABA MAGNUM (H) COOTHARABA PAULINE 279 (H)</p> <p>MAWARRA VALIANT (TW) (H) LYONBANK PULSE ET5 (AI) (ET) (H) MAWARRA PRINCESS 40 (H) MAWARRA PRINCESS 19 ET1 (AI) (ET) (H)</p> <p>LRD HIGH ENERGY 54B (IMP CAN) (H) YARRAM HIGH ENERGY 54B R400 (H) YARRAM MELODIOUS 137 (AI) (H)</p> <p>BOWMONT L MINERVA W190 (H) LOWANNA MONARCH (H) BOWMONT L MINERVA 37 (AI) (H) BOWMONT L MINERVA 27 (H)</p>																																			
<table border="1" style="width:100%; border-collapse: collapse;"> <tr> <th colspan="2">MARKET INDEX VALUES</th> </tr> <tr> <td>Supermarket</td> <td style="text-align:right;">\$66</td> </tr> <tr> <td>Grass Fed</td> <td style="text-align:right;">\$63</td> </tr> <tr> <td>Grain Fed</td> <td style="text-align:right;">\$70</td> </tr> <tr> <td>EU</td> <td style="text-align:right;">\$77</td> </tr> </table>					MARKET INDEX VALUES		Supermarket	\$66	Grass Fed	\$63	Grain Fed	\$70	EU	\$77																										
MARKET INDEX VALUES																																								
Supermarket	\$66																																							
Grass Fed	\$63																																							
Grain Fed	\$70																																							
EU	\$77																																							
<p>Purchaser: \$:.....</p>																																								
December 2016 Hereford GROUP BREEDPLAN																																								
<table border="1" style="width:100%; border-collapse: collapse;"> <tr> <td></td> <td style="text-align:center;">BW</td> <td style="text-align:center;">Scrotal</td> <td style="text-align:center;">Milk</td> <td style="text-align:center;">200G</td> <td style="text-align:center;">400G</td> <td style="text-align:center;">600G</td> <td style="text-align:center;">EMA</td> <td style="text-align:center;">Rib</td> <td style="text-align:center;">Rump</td> <td style="text-align:center;">RBY</td> <td style="text-align:center;">IMF</td> </tr> <tr> <td>EBV</td> <td style="text-align:center;">6</td> <td style="text-align:center;">0.8</td> <td style="text-align:center;">5</td> <td style="text-align:center;">26</td> <td style="text-align:center;">40</td> <td style="text-align:center;">60</td> <td style="text-align:center;">3.4</td> <td style="text-align:center;">0.8</td> <td style="text-align:center;">1.2</td> <td style="text-align:center;">0.8</td> <td style="text-align:center;">0</td> </tr> <tr> <td>ACC%</td> <td style="text-align:center;">72%</td> <td style="text-align:center;">61%</td> <td style="text-align:center;">63%</td> <td style="text-align:center;">71%</td> <td style="text-align:center;">72%</td> <td style="text-align:center;">74%</td> <td style="text-align:center;">50%</td> <td style="text-align:center;">59%</td> <td style="text-align:center;">64%</td> <td style="text-align:center;">56%</td> <td style="text-align:center;">58%</td> </tr> </table>						BW	Scrotal	Milk	200G	400G	600G	EMA	Rib	Rump	RBY	IMF	EBV	6	0.8	5	26	40	60	3.4	0.8	1.2	0.8	0	ACC%	72%	61%	63%	71%	72%	74%	50%	59%	64%	56%	58%
	BW	Scrotal	Milk	200G	400G	600G	EMA	Rib	Rump	RBY	IMF																													
EBV	6	0.8	5	26	40	60	3.4	0.8	1.2	0.8	0																													
ACC%	72%	61%	63%	71%	72%	74%	50%	59%	64%	56%	58%																													

73A BOWMONT L MINERVA M157 (P)
 Calved: 06/09/2016 Tattoo: M157 ID No: GRKM157

MARKET INDEX VALUES	
Supermarket	\$82
Grass Fed	\$77
Grain Fed	\$92
EU	\$94

Traits Observed: CE,BWT

Purchaser: \$:.....

MOUNTAIN VALLEY ROCKYNE B1 (P)
 CASCADE EL DORADO E27 (P)
 CASCADE IRISH MAID A37 (AI) (P)
RUSSLYNN JUMBUCK (AI) (P)
 YAMBRO CONRAD B88 (P)
 RUSSLYNN IRISH ROSE E55 (P)
 RUSSLYNN IRISH ROSEA12 (AI) (P)
 COOTHARABA MAGNUM (H)
 MAWARRA VALIANT (TW) (H)
 MAWARRA PRINCESS 40 (H)
BOWMONT L MINERVA G129 (H)
 YARRAM HIGH ENERGY 54B R400 (H)
 BOWMONT L MINERVA W190 (H)
 BOWMONT L MINERVA 37 (AI) (H)

December 2016 Hereford GROUP BREEDPLAN											
	BW	Scrotal	Milk	200G	400G	600G	EMA	Rib	Rump	RBV	IMF
EBV	6.5		8	33	54	79					
ACC%	68%		40%	59%	55%	56%					

74 BOWMONT MARITANA G147 (H#)
 Calved: 25/05/2011 Tattoo: G147 ID No: GRKG147

MARKET INDEX VALUES	
Supermarket	\$80
Grass Fed	\$72
Grain Fed	\$66
EU	\$89

Traits Observed: 200WT,400WT,600WT,MWT,FAT,EMA,IMF

Joining Details:
 AI- ALLENDALE WASHINGTON K5
 19/10/6.
 BACK UP- ALLENDALE COLLINGWOOD
 G20 6/11/16 TO 5/1/17

Purchaser: \$:.....

CHURCHILL STANDOUT ET7 (AI) (ET) (H)
 CHARNOCK FIREBALL (AI) (H)
 CHARNOCK SUNSET 41 (H)
CHARNOCK JACKAL (AI) (H)
 MT MEREDITH ROBUST (AI) (H)
 CHARNOCK SUNSET 53 (H)
 CHARNOCK SUNSET 32 ET (AI) (ET) (H)
 VALMA SOUTHERN STAR (AI) (ET) (P)
 BOWEN VINCENT V1 (S)
 BOWEN PRINCESS P146 (P)
BOWMONT MARITANA C094 (H#)
 VENA PARK SHARKA (H)
 BOWMONT MARITANA X241 (AI) (H)
 BOWMONT MARITANA 268 (H)

December 2016 Hereford GROUP BREEDPLAN											
	BW	Scrotal	Milk	200G	400G	600G	EMA	Rib	Rump	RBV	IMF
EBV	5.9	1	18	34	53	84	2.6	-0.8	-1.1	1.9	-0.7
ACC%	72%	62%	65%	70%	70%	71%	51%	56%	60%	54%	57%

74A BOWMONT MARITANA M123 (P)
 Calved: 14/08/2016 Tattoo: M123 ID No: GRKM123

MARKET INDEX VALUES	
Supermarket	\$91
Grass Fed	\$82
Grain Fed	\$92
EU	\$101

Traits Observed: CE,BWT

Purchaser: \$:.....

MOUNTAIN VALLEY ROCKYNE B1 (P)
 CASCADE EL DORADO E27 (P)
 CASCADE IRISH MAID A37 (AI) (P)
RUSSLYNN JUMBUCK (AI) (P)
 YAMBRO CONRAD B88 (P)
 RUSSLYNN IRISH ROSE E55 (P)
 RUSSLYNN IRISH ROSEA12 (AI) (P)
 CHARNOCK FIREBALL (AI) (H)
 CHARNOCK JACKAL (AI) (H)
 CHARNOCK SUNSET 53 (H)
BOWMONT MARITANA G147 (H#)
 BOWEN VINCENT V1 (S)
 BOWMONT MARITANA C094 (H#)
 BOWMONT MARITANA X241 (AI) (H)

December 2016 Hereford GROUP BREEDPLAN											
	BW	Scrotal	Milk	200G	400G	600G	EMA	Rib	Rump	RBV	IMF
EBV	7.3		14	39	63	96					
ACC%	69%		41%	58%	54%	56%					

75 BOWMONT SILVER Q F011 (H)
 Calved: 02/03/2010 Tattoo: F011 ID No: GRKF011

MARKET INDEX VALUES	
Supermarket	\$79
Grass Fed	\$72
Grain Fed	\$80
EU	\$85

Traits Observed: 200WT,400WT,600WT,MWT,FAT,E,MA,IMF

Joining Details:
 AI- WIRRUNA JUSTIN J13 13/10/16.
 BACK UP- RUSSLYN JUMBUCK J19
 31/10/16 TO 5/1/17

Purchaser: \$:.....

LLANGLOTHAN STORM U964 (H)
 GLENDAN PARK STORM W134 (H)
 ZUM PARK ATHENA (H)
BOWMONT STORM C093 (H)
 VENA PARK SHARKA (H)
 BOWMONT MARITANA W168 (AI) (H)
 BOWMONT MARITANA 272 (AI) (H)
 WIDGIEWA JABIRU ET6 (ET) (H)
 TARCOMBE CAPTAIN (H)
 EAST ROSS G LEONIE J324 (H)
BOWMONT SILVER Q C006 (AI) (H)
 GLENDAN PARK STORM W134 (H)
 BOWMONT SILVER Q A601 (H)
 BOWMONT SILVER Q 40 (AI) (H)

December 2016 Hereford GROUP BREEDPLAN											
	BW	Scrotal	Milk	200G	400G	600G	EMA	Rib	Rump	RBV	IMF
EBV	5.3	2.5	12	32	59	86	3.4	0.2	0.6	0.6	0.3
ACC%	77%	73%	71%	75%	74%	75%	56%	60%	63%	58%	60%

75A	BOWMONT SILVER QUEEN M035 (AI) (P)	Calved: 17/07/2016	Tattoo: M035	ID No: GRKM035	<p>WIRRUNA JUSTIN J13 (AI) (P) WIRRUNA ELDAD E107 (AI) (P) WIRRUNA DOREEN G393 (P) WIRRUNA DOREEN E42 (AI) (H#) GLENDAN PARK STORM W134 (H) BOWMONT STORM C093 (H) BOWMONT MARITANA W168 (AI) (H) BOWMONT SILVER Q F011 (H) TARCOTBE CAPTAIN (H) BOWMONT SILVER Q C006 (AI) (H) BOWMONT SILVER Q A601 (H)</p>	<p>CAPETHORNE HOT SHOT 03 22 (P) MATARIKI HOLY - SMOKE (IMP NZL) (P) MATARIKI GIRLIE 00323 (P)</p>																																		
<table border="1" style="width:100%; border-collapse: collapse;"> <tr> <th colspan="2">MARKET INDEX VALUES</th> </tr> <tr> <td>Supermarket</td> <td style="text-align:right;">\$103</td> </tr> <tr> <td>Grass Fed</td> <td style="text-align:right;">\$99</td> </tr> <tr> <td>Grain Fed</td> <td style="text-align:right;">\$115</td> </tr> <tr> <td>EU</td> <td style="text-align:right;">\$113</td> </tr> </table>					MARKET INDEX VALUES		Supermarket	\$103	Grass Fed	\$99	Grain Fed	\$115	EU	\$113																										
MARKET INDEX VALUES																																								
Supermarket	\$103																																							
Grass Fed	\$99																																							
Grain Fed	\$115																																							
EU	\$113																																							
<p>Traits Observed: GL,CE,BWT</p>																																								
<p>Purchaser: \$:.....</p>																																								
December 2016 Hereford GROUP BREEDPLAN																																								
<table border="1" style="width:100%; border-collapse: collapse;"> <tr> <td></td> <td style="text-align:center;">BW</td> <td style="text-align:center;">Scrotal</td> <td style="text-align:center;">Milk</td> <td style="text-align:center;">200G</td> <td style="text-align:center;">400G</td> <td style="text-align:center;">600G</td> <td style="text-align:center;">EMA</td> <td style="text-align:center;">Rib</td> <td style="text-align:center;">Rump</td> <td style="text-align:center;">RBY</td> <td style="text-align:center;">IMF</td> </tr> <tr> <td>EBV</td> <td style="text-align:center;">4.2</td> <td style="text-align:center;">2.3</td> <td style="text-align:center;">14</td> <td style="text-align:center;">37</td> <td style="text-align:center;">61</td> <td style="text-align:center;">84</td> <td></td> <td></td> <td></td> <td></td> <td></td> </tr> <tr> <td>ACC%</td> <td style="text-align:center;">73%</td> <td style="text-align:center;">54%</td> <td style="text-align:center;">45%</td> <td style="text-align:center;">63%</td> <td style="text-align:center;">59%</td> <td style="text-align:center;">60%</td> <td></td> <td></td> <td></td> <td></td> <td></td> </tr> </table>						BW	Scrotal	Milk	200G	400G	600G	EMA	Rib	Rump	RBY	IMF	EBV	4.2	2.3	14	37	61	84						ACC%	73%	54%	45%	63%	59%	60%					
	BW	Scrotal	Milk	200G	400G	600G	EMA	Rib	Rump	RBY	IMF																													
EBV	4.2	2.3	14	37	61	84																																		
ACC%	73%	54%	45%	63%	59%	60%																																		

76	BOWMONT MARITANA F027 (AI) (H)	Calved: 08/03/2010	Tattoo: F027	ID No: GRKF027	<p>BOWMONT VICTORY BLEND B664 (H) BOWMONT MUNDORING U917 (AI) (H) BOWMONT MARITANA Y368 (H) BOWMONT MARITANA W168 (AI) (H) HOT SHOT RHHR 20W (IMP CAN) (TW) (H) BRAMBLE NEWCASTER N177 ET6 (AI) (ET) (H) BRAMBLE WONDER M009 ET1 (ET) (H) BOWMONT MARITANA A543 (AI) (H) VENA PARK SHARKA (H) BOWMONT MARITANA X241 (AI) (H) BOWMONT MARITANA 268 (H)</p>	<p>SMITHSTON VICTORY BLEND ET (ET) (H) BOWMONT VICTORY BLEND Z458 (H) BOWMONT QUEEN 203 (H)</p>																																		
<table border="1" style="width:100%; border-collapse: collapse;"> <tr> <th colspan="2">MARKET INDEX VALUES</th> </tr> <tr> <td>Supermarket</td> <td style="text-align:right;">\$66</td> </tr> <tr> <td>Grass Fed</td> <td style="text-align:right;">\$62</td> </tr> <tr> <td>Grain Fed</td> <td style="text-align:right;">\$75</td> </tr> <tr> <td>EU</td> <td style="text-align:right;">\$73</td> </tr> </table>					MARKET INDEX VALUES		Supermarket	\$66	Grass Fed	\$62	Grain Fed	\$75	EU	\$73																										
MARKET INDEX VALUES																																								
Supermarket	\$66																																							
Grass Fed	\$62																																							
Grain Fed	\$75																																							
EU	\$73																																							
<p>Traits Observed: 200WT,400WT,600WT,MWT,FAT,EMA,IMF</p>																																								
<p>Joining Details: AI- BOWMONT ECLIPSE K016 20/10/16. BACK UP- ALLENDALE COLLINGWOOD G20 6/11/16 TO 5/1/17</p>																																								
<p>Purchaser: \$:.....</p>																																								
December 2016 Hereford GROUP BREEDPLAN																																								
<table border="1" style="width:100%; border-collapse: collapse;"> <tr> <td></td> <td style="text-align:center;">BW</td> <td style="text-align:center;">Scrotal</td> <td style="text-align:center;">Milk</td> <td style="text-align:center;">200G</td> <td style="text-align:center;">400G</td> <td style="text-align:center;">600G</td> <td style="text-align:center;">EMA</td> <td style="text-align:center;">Rib</td> <td style="text-align:center;">Rump</td> <td style="text-align:center;">RBY</td> <td style="text-align:center;">IMF</td> </tr> <tr> <td>EBV</td> <td style="text-align:center;">5.3</td> <td style="text-align:center;">0.7</td> <td style="text-align:center;">10</td> <td style="text-align:center;">29</td> <td style="text-align:center;">47</td> <td style="text-align:center;">67</td> <td style="text-align:center;">2.7</td> <td style="text-align:center;">0.2</td> <td style="text-align:center;">0.6</td> <td style="text-align:center;">0.6</td> <td style="text-align:center;">0.4</td> </tr> <tr> <td>ACC%</td> <td style="text-align:center;">73%</td> <td style="text-align:center;">62%</td> <td style="text-align:center;">63%</td> <td style="text-align:center;">71%</td> <td style="text-align:center;">73%</td> <td style="text-align:center;">75%</td> <td style="text-align:center;">49%</td> <td style="text-align:center;">58%</td> <td style="text-align:center;">63%</td> <td style="text-align:center;">54%</td> <td style="text-align:center;">57%</td> </tr> </table>						BW	Scrotal	Milk	200G	400G	600G	EMA	Rib	Rump	RBY	IMF	EBV	5.3	0.7	10	29	47	67	2.7	0.2	0.6	0.6	0.4	ACC%	73%	62%	63%	71%	73%	75%	49%	58%	63%	54%	57%
	BW	Scrotal	Milk	200G	400G	600G	EMA	Rib	Rump	RBY	IMF																													
EBV	5.3	0.7	10	29	47	67	2.7	0.2	0.6	0.6	0.4																													
ACC%	73%	62%	63%	71%	73%	75%	49%	58%	63%	54%	57%																													

76A	BOWMONT MARITANA M148 (H)	Calved: 30/08/2016	Tattoo: M148	ID No: GRKM148	<p>BOWMONT TOP GUN K028 (AI) (H) MAWARRA VALIANT (TW) (H) BOWMONT SILVER Q H070 (H) BOWMONT SILVER Q F011 (H) BOWMONT VICTORY BLEND Z458 (H) BOWMONT VICTORY BLEND B664 (H) BOWMONT MARITANA Y368 (H) BOWMONT MARITANA F027 (AI) (H) BRAMBLE NEWCASTER N177 ET6 (AI) (ET) (H) BOWMONT MARITANA A543 (AI) (H) BOWMONT MARITANA X241 (AI) (H)</p>	<p>COURALLIE POMPEII (H) BUNDARRA D TOP GUN (AI) (H) BUNDARRA CHOICE Q94 (AI) (H)</p>																																		
<table border="1" style="width:100%; border-collapse: collapse;"> <tr> <th colspan="2">MARKET INDEX VALUES</th> </tr> <tr> <td>Supermarket</td> <td style="text-align:right;">\$74</td> </tr> <tr> <td>Grass Fed</td> <td style="text-align:right;">\$70</td> </tr> <tr> <td>Grain Fed</td> <td style="text-align:right;">\$75</td> </tr> <tr> <td>EU</td> <td style="text-align:right;">\$83</td> </tr> </table>					MARKET INDEX VALUES		Supermarket	\$74	Grass Fed	\$70	Grain Fed	\$75	EU	\$83																										
MARKET INDEX VALUES																																								
Supermarket	\$74																																							
Grass Fed	\$70																																							
Grain Fed	\$75																																							
EU	\$83																																							
<p>Traits Observed: CE,BWT</p>																																								
<p>Purchaser: \$:.....</p>																																								
December 2016 Hereford GROUP BREEDPLAN																																								
<table border="1" style="width:100%; border-collapse: collapse;"> <tr> <td></td> <td style="text-align:center;">BW</td> <td style="text-align:center;">Scrotal</td> <td style="text-align:center;">Milk</td> <td style="text-align:center;">200G</td> <td style="text-align:center;">400G</td> <td style="text-align:center;">600G</td> <td style="text-align:center;">EMA</td> <td style="text-align:center;">Rib</td> <td style="text-align:center;">Rump</td> <td style="text-align:center;">RBY</td> <td style="text-align:center;">IMF</td> </tr> <tr> <td>EBV</td> <td style="text-align:center;">4.3</td> <td style="text-align:center;">1.7</td> <td style="text-align:center;">14</td> <td style="text-align:center;">26</td> <td style="text-align:center;">45</td> <td style="text-align:center;">65</td> <td></td> <td></td> <td></td> <td></td> <td></td> </tr> <tr> <td>ACC%</td> <td style="text-align:center;">68%</td> <td style="text-align:center;">50%</td> <td style="text-align:center;">42%</td> <td style="text-align:center;">59%</td> <td style="text-align:center;">56%</td> <td style="text-align:center;">57%</td> <td></td> <td></td> <td></td> <td></td> <td></td> </tr> </table>						BW	Scrotal	Milk	200G	400G	600G	EMA	Rib	Rump	RBY	IMF	EBV	4.3	1.7	14	26	45	65						ACC%	68%	50%	42%	59%	56%	57%					
	BW	Scrotal	Milk	200G	400G	600G	EMA	Rib	Rump	RBY	IMF																													
EBV	4.3	1.7	14	26	45	65																																		
ACC%	68%	50%	42%	59%	56%	57%																																		

77	BOWMONT MARITANA F089 (H)	Calved: 02/04/2010	Tattoo: F089	ID No: GRKF089	<p>CHARNOCK JACKAL (AI) (H) MT MEREDITH ROBUST (AI) (H) CHARNOK SUNSET 53 (H) CHARNOK SUNSET 32 ET (AI) (ET) (H) LLANGLOTHAN STORM U964 (H) GLENDAN PARK STORM W134 (H) ZUM PARK ATHENA (H) BOWMONT MARITANA C073 (H) BOWMONT KING U943 (AI) (H) BOWMONT MARITANA A568 (AI) (H) BOWMONT MARITANA 350 (AI) (H)</p>	<p>CHURCHILL STANDOUT ET7 (AI) (ET) (H) CHARNOK FIREBALL (AI) (H) CHARNOK SUNSET 41 (H)</p>																																		
<table border="1" style="width:100%; border-collapse: collapse;"> <tr> <th colspan="2">MARKET INDEX VALUES</th> </tr> <tr> <td>Supermarket</td> <td style="text-align:right;">\$62</td> </tr> <tr> <td>Grass Fed</td> <td style="text-align:right;">\$56</td> </tr> <tr> <td>Grain Fed</td> <td style="text-align:right;">\$51</td> </tr> <tr> <td>EU</td> <td style="text-align:right;">\$70</td> </tr> </table>					MARKET INDEX VALUES		Supermarket	\$62	Grass Fed	\$56	Grain Fed	\$51	EU	\$70																										
MARKET INDEX VALUES																																								
Supermarket	\$62																																							
Grass Fed	\$56																																							
Grain Fed	\$51																																							
EU	\$70																																							
<p>Traits Observed: 200WT,400WT,600WT,MWT,FAT,EMA,IMF</p>																																								
<p>Joining Details: AI- ALLENDALE WASHINGTON K5 20/10/16. BACK UP- ALLENDALE COLLINGWOOD G20 6/11/16 TO 5/1/17</p>																																								
<p>Purchaser: \$:.....</p>																																								
December 2016 Hereford GROUP BREEDPLAN																																								
<table border="1" style="width:100%; border-collapse: collapse;"> <tr> <td></td> <td style="text-align:center;">BW</td> <td style="text-align:center;">Scrotal</td> <td style="text-align:center;">Milk</td> <td style="text-align:center;">200G</td> <td style="text-align:center;">400G</td> <td style="text-align:center;">600G</td> <td style="text-align:center;">EMA</td> <td style="text-align:center;">Rib</td> <td style="text-align:center;">Rump</td> <td style="text-align:center;">RBY</td> <td style="text-align:center;">IMF</td> </tr> <tr> <td>EBV</td> <td style="text-align:center;">5.1</td> <td style="text-align:center;">1.6</td> <td style="text-align:center;">11</td> <td style="text-align:center;">26</td> <td style="text-align:center;">41</td> <td style="text-align:center;">70</td> <td style="text-align:center;">3.1</td> <td style="text-align:center;">-0.2</td> <td style="text-align:center;">-0.2</td> <td style="text-align:center;">1.4</td> <td style="text-align:center;">-0.4</td> </tr> <tr> <td>ACC%</td> <td style="text-align:center;">71%</td> <td style="text-align:center;">67%</td> <td style="text-align:center;">64%</td> <td style="text-align:center;">71%</td> <td style="text-align:center;">73%</td> <td style="text-align:center;">75%</td> <td style="text-align:center;">55%</td> <td style="text-align:center;">62%</td> <td style="text-align:center;">67%</td> <td style="text-align:center;">60%</td> <td style="text-align:center;">62%</td> </tr> </table>						BW	Scrotal	Milk	200G	400G	600G	EMA	Rib	Rump	RBY	IMF	EBV	5.1	1.6	11	26	41	70	3.1	-0.2	-0.2	1.4	-0.4	ACC%	71%	67%	64%	71%	73%	75%	55%	62%	67%	60%	62%
	BW	Scrotal	Milk	200G	400G	600G	EMA	Rib	Rump	RBY	IMF																													
EBV	5.1	1.6	11	26	41	70	3.1	-0.2	-0.2	1.4	-0.4																													
ACC%	71%	67%	64%	71%	73%	75%	55%	62%	67%	60%	62%																													

77A	BOWMONT M132 (P)	Calved: 17/08/2016	Tattoo: M132	ID No: GRKM132		MOUNTAIN VALLEY ROCKYNE B1 (P) CASCADE EL DORADO E27 (P) CASCADE IRISH MAID A37 (AI) (P) RUSSLYNN JUMBUCK (AI) (P) YAMBRO CONRAD B88 (P) RUSSLYNN IRISH ROSE E55 (P) RUSSLYNN IRISH ROSEA12 (AI) (P) CHARNOCK FIREBALL (AI) (H) CHARNOCK JACKAL (AI) (H) CHARNOCK SUNSET 53 (H) BOWMONT MARITANA F089 (H) GLENDAN PARK STORM W134 (H) BOWMONT MARITANA C073 (H) BOWMONT MARITANA A568 (AI) (H)																																				
		<table border="1" style="width:100%; border-collapse: collapse;"> <tr><th colspan="2">MARKET INDEX VALUES</th></tr> <tr><td>Supermarket</td><td></td></tr> <tr><td>Grass Fed</td><td></td></tr> <tr><td>Grain Fed</td><td></td></tr> <tr><td>EU</td><td></td></tr> </table>			MARKET INDEX VALUES		Supermarket		Grass Fed		Grain Fed		EU		Traits Observed: GL,200WT,400WT,600WT,MWT,FAT, EMA,IMF Joining Details: AI- ALLENDALE WASHINGTON K5 13/10/16. BACK UP- RUSSLYN JUMBUCK J19 31/10/16 TO 5/1/17																											
MARKET INDEX VALUES																																										
Supermarket																																										
Grass Fed																																										
Grain Fed																																										
EU																																										
		Purchaser: \$:.....																																								
		December 2016 Hereford GROUP BREEDPLAN																																								
		<table border="1" style="width:100%; border-collapse: collapse;"> <tr> <th></th> <th>BW</th> <th>Scrotal</th> <th>Milk</th> <th>200G</th> <th>400G</th> <th>600G</th> <th>EMA</th> <th>Rib</th> <th>Rump</th> <th>RBV</th> <th>IMF</th> </tr> <tr> <td>EBV</td> <td></td> <td></td> <td></td> <td></td> <td></td> <td></td> <td></td> <td></td> <td></td> <td></td> <td></td> </tr> <tr> <td>ACC%</td> <td></td> <td></td> <td></td> <td></td> <td></td> <td></td> <td></td> <td></td> <td></td> <td></td> <td></td> </tr> </table>				BW	Scrotal	Milk	200G	400G	600G	EMA	Rib	Rump	RBV	IMF	EBV												ACC%													
	BW	Scrotal	Milk	200G	400G	600G	EMA	Rib	Rump	RBV	IMF																															
EBV																																										
ACC%																																										

78	BOWMONT QUEEN E008 (AI) (H)	Calved: 17/02/2009	Tattoo: E008	ID No: GRKE008		WIDGIEWA GOVERNOR 2138 (AI) (H) COORA GOVERNOR U051 (AI) (H) COORA NOVELTY M055 (AI) (H) NORTH END X061 (H) GVPC XCHEQUER (H) GVPC DOREEN R035 (H) GVPC DOREEN P088 (H) YARRAM HIGH ENERGY 54B R400 (H) BOWMONT HIGH ENERGY W185 (H) BOWMONT QUEEN 184 (AI) (H) BOWMONT QUEEN C004 (AI) (H) TARCOMBE CAPTAIN (H) BOWMONT QUEEN A570 (AI) (H) BOWMONT QUEEN 179 (H)																																				
		<table border="1" style="width:100%; border-collapse: collapse;"> <tr><th colspan="2">MARKET INDEX VALUES</th></tr> <tr><td>Supermarket</td><td>\$59</td></tr> <tr><td>Grass Fed</td><td>\$60</td></tr> <tr><td>Grain Fed</td><td>\$77</td></tr> <tr><td>EU</td><td>\$69</td></tr> </table>			MARKET INDEX VALUES		Supermarket	\$59	Grass Fed	\$60	Grain Fed	\$77	EU	\$69	Traits Observed: GL,200WT,400WT,600WT,MWT,FAT, EMA,IMF Joining Details: AI- ALLENDALE WASHINGTON K5 13/10/16. BACK UP- RUSSLYN JUMBUCK J19 31/10/16 TO 5/1/17																											
MARKET INDEX VALUES																																										
Supermarket	\$59																																									
Grass Fed	\$60																																									
Grain Fed	\$77																																									
EU	\$69																																									
		Purchaser: \$:.....																																								
		December 2016 Hereford GROUP BREEDPLAN																																								
		<table border="1" style="width:100%; border-collapse: collapse;"> <tr> <th></th> <th>BW</th> <th>Scrotal</th> <th>Milk</th> <th>200G</th> <th>400G</th> <th>600G</th> <th>EMA</th> <th>Rib</th> <th>Rump</th> <th>RBV</th> <th>IMF</th> </tr> <tr> <td>EBV</td> <td>1</td> <td>1.3</td> <td>14</td> <td>14</td> <td>24</td> <td>37</td> <td>1.8</td> <td>0.3</td> <td>0.3</td> <td>0.3</td> <td>0.8</td> </tr> <tr> <td>ACC%</td> <td>76%</td> <td>57%</td> <td>68%</td> <td>73%</td> <td>74%</td> <td>76%</td> <td>55%</td> <td>63%</td> <td>67%</td> <td>61%</td> <td>63%</td> </tr> </table>				BW	Scrotal	Milk	200G	400G	600G	EMA	Rib	Rump	RBV	IMF	EBV	1	1.3	14	14	24	37	1.8	0.3	0.3	0.3	0.8	ACC%	76%	57%	68%	73%	74%	76%	55%	63%	67%	61%	63%		
	BW	Scrotal	Milk	200G	400G	600G	EMA	Rib	Rump	RBV	IMF																															
EBV	1	1.3	14	14	24	37	1.8	0.3	0.3	0.3	0.8																															
ACC%	76%	57%	68%	73%	74%	76%	55%	63%	67%	61%	63%																															

78A	BOWMONT QUEEN M016 (AI) (TW) (P)	Calved: 12/07/2016	Tattoo: M016	ID No: GRKM016		ALLENDALE YACKA (AI) (P) ALLENDALE ANZAC E114 (P) ALLENDALE DAWN B22 (AI) (ET) (P) ALLENDALE CHINCHILLA J23 (AI) (P) ALLENDALE TOP NOTCH Z52 (AI) (TW) (P) ALLENDALE FANCY B115 (P) ALLENDALE FANCY Z13 (P) COORA GOVERNOR U051 (AI) (H) NORTH END X061 (H) GVPC DOREEN R035 (H) BOWMONT QUEEN E008 (AI) (H) BOWMONT HIGH ENERGY W185 (H) BOWMONT QUEEN C004 (AI) (H) BOWMONT QUEEN A570 (AI) (H)																																				
		<table border="1" style="width:100%; border-collapse: collapse;"> <tr><th colspan="2">MARKET INDEX VALUES</th></tr> <tr><td>Supermarket</td><td>\$75</td></tr> <tr><td>Grass Fed</td><td>\$74</td></tr> <tr><td>Grain Fed</td><td>\$96</td></tr> <tr><td>EU</td><td>\$85</td></tr> </table>			MARKET INDEX VALUES		Supermarket	\$75	Grass Fed	\$74	Grain Fed	\$96	EU	\$85	Traits Observed: BWT																											
MARKET INDEX VALUES																																										
Supermarket	\$75																																									
Grass Fed	\$74																																									
Grain Fed	\$96																																									
EU	\$85																																									
		Purchaser: \$:.....																																								
		December 2016 Hereford GROUP BREEDPLAN																																								
		<table border="1" style="width:100%; border-collapse: collapse;"> <tr> <th></th> <th>BW</th> <th>Scrotal</th> <th>Milk</th> <th>200G</th> <th>400G</th> <th>600G</th> <th>EMA</th> <th>Rib</th> <th>Rump</th> <th>RBV</th> <th>IMF</th> </tr> <tr> <td>EBV</td> <td>3.1</td> <td>1.7</td> <td>14</td> <td>26</td> <td>42</td> <td>58</td> <td></td> <td></td> <td></td> <td></td> <td></td> </tr> <tr> <td>ACC%</td> <td>70%</td> <td>50%</td> <td>44%</td> <td>61%</td> <td>58%</td> <td>59%</td> <td></td> <td></td> <td></td> <td></td> <td></td> </tr> </table>				BW	Scrotal	Milk	200G	400G	600G	EMA	Rib	Rump	RBV	IMF	EBV	3.1	1.7	14	26	42	58						ACC%	70%	50%	44%	61%	58%	59%							
	BW	Scrotal	Milk	200G	400G	600G	EMA	Rib	Rump	RBV	IMF																															
EBV	3.1	1.7	14	26	42	58																																				
ACC%	70%	50%	44%	61%	58%	59%																																				

79	BOWMONT QUEEN E035 (AI) (H)	Calved: 01/03/2009	Tattoo: E035	ID No: GRKE035		LRD HIGH ENERGY 54B (IMP CAN) (H) YARRAM HIGH ENERGY 54B R400 (H) YARRAM MELODIOUS 137 (AI) (H) BOWMONT HIGH ENERGY W185 (H) INJEMIRA DUKE J273 ET1 (ET) (H) BOWMONT QUEEN 184 (AI) (H) BOWMONT QUEEN 138 (HPR) (H) PARSON HILL ROCKTIME (AI) (H) SMITHSTON VICTORY BLEND ET (ET) (H) GUNYAH ALBIA 53 (H) BOWMONT QUEEN B629 (H) TARCOMBE CAPTAIN (H) BOWMONT QUEEN Y333 (AI) (H) BOWMONT QUEEN 207 (AI) (H)																																				
		<table border="1" style="width:100%; border-collapse: collapse;"> <tr><th colspan="2">MARKET INDEX VALUES</th></tr> <tr><td>Supermarket</td><td>\$57</td></tr> <tr><td>Grass Fed</td><td>\$51</td></tr> <tr><td>Grain Fed</td><td>\$46</td></tr> <tr><td>EU</td><td>\$60</td></tr> </table>			MARKET INDEX VALUES		Supermarket	\$57	Grass Fed	\$51	Grain Fed	\$46	EU	\$60	Traits Observed: GL,200WT,400WT,600WT,MWT,FAT, EMA,IMF Joining Details: AI- BOWMONT ECLIPSE K016 20/10/16. BACK UP- ALLENDALE COLLINGWOOD G20 6/11/16 TO 5/1/17																											
MARKET INDEX VALUES																																										
Supermarket	\$57																																									
Grass Fed	\$51																																									
Grain Fed	\$46																																									
EU	\$60																																									
		Purchaser: \$:.....																																								
		December 2016 Hereford GROUP BREEDPLAN																																								
		<table border="1" style="width:100%; border-collapse: collapse;"> <tr> <th></th> <th>BW</th> <th>Scrotal</th> <th>Milk</th> <th>200G</th> <th>400G</th> <th>600G</th> <th>EMA</th> <th>Rib</th> <th>Rump</th> <th>RBV</th> <th>IMF</th> </tr> <tr> <td>EBV</td> <td>5.4</td> <td>-2.1</td> <td>13</td> <td>30</td> <td>46</td> <td>71</td> <td>3.4</td> <td>-0.6</td> <td>-1</td> <td>2.4</td> <td>-0.6</td> </tr> <tr> <td>ACC%</td> <td>76%</td> <td>64%</td> <td>70%</td> <td>74%</td> <td>75%</td> <td>77%</td> <td>55%</td> <td>64%</td> <td>68%</td> <td>61%</td> <td>63%</td> </tr> </table>				BW	Scrotal	Milk	200G	400G	600G	EMA	Rib	Rump	RBV	IMF	EBV	5.4	-2.1	13	30	46	71	3.4	-0.6	-1	2.4	-0.6	ACC%	76%	64%	70%	74%	75%	77%	55%	64%	68%	61%	63%		
	BW	Scrotal	Milk	200G	400G	600G	EMA	Rib	Rump	RBV	IMF																															
EBV	5.4	-2.1	13	30	46	71	3.4	-0.6	-1	2.4	-0.6																															
ACC%	76%	64%	70%	74%	75%	77%	55%	64%	68%	61%	63%																															

79A	BOWMONT QUEEN M149 (H)	Calved: 30/08/2016	Tattoo: M149	ID No: GRKM149	<p style="text-align: right;">COURALLIE POMPEII (H) BUNDARRA D TOP GUN (AI) (H) BUNDARRA CHOICE Q94 (AI) (H) BOWMONT TOP GUN K028 (AI) (H) MAWARRA VALIANT (TW) (H) BOWMONT SILVER Q H070 (H) BOWMONT SILVER Q F011 (H) YARRAM HIGH ENERGY 54B R400 (H) BOWMONT HIGH ENERGY W185 (H) BOWMONT QUEEN 184 (AI) (H) BOWMONT QUEEN E035 (AI) (H) SMITHSTON VICTORY BLEND ET (ET) (H) BOWMONT QUEEN B629 (H) BOWMONT QUEEN Y333 (AI) (H)</p>																																			
<table border="1" style="width:100%; border-collapse: collapse;"> <tr> <th colspan="2">MARKET INDEX VALUES</th> </tr> <tr> <td>Supermarket</td> <td style="text-align: right;">\$70</td> </tr> <tr> <td>Grass Fed</td> <td style="text-align: right;">\$65</td> </tr> <tr> <td>Grain Fed</td> <td style="text-align: right;">\$61</td> </tr> <tr> <td>EU</td> <td style="text-align: right;">\$77</td> </tr> </table>					MARKET INDEX VALUES		Supermarket	\$70	Grass Fed	\$65	Grain Fed	\$61	EU	\$77																										
MARKET INDEX VALUES																																								
Supermarket	\$70																																							
Grass Fed	\$65																																							
Grain Fed	\$61																																							
EU	\$77																																							
<p>Traits Observed: CE, BWT</p>																																								
<p>Purchaser: \$:.....</p>																																								
December 2016 Hereford GROUP BREEDPLAN																																								
<table border="1" style="width:100%; border-collapse: collapse;"> <tr> <td></td> <td style="text-align: center;">BW</td> <td style="text-align: center;">Scrotal</td> <td style="text-align: center;">Milk</td> <td style="text-align: center;">200G</td> <td style="text-align: center;">400G</td> <td style="text-align: center;">600G</td> <td style="text-align: center;">EMA</td> <td style="text-align: center;">Rib</td> <td style="text-align: center;">Rump</td> <td style="text-align: center;">RBY</td> <td style="text-align: center;">IMF</td> </tr> <tr> <td>EBV</td> <td style="text-align: center;">3.9</td> <td style="text-align: center;">0.3</td> <td style="text-align: center;">15</td> <td style="text-align: center;">25</td> <td style="text-align: center;">44</td> <td style="text-align: center;">65</td> <td></td> <td></td> <td></td> <td></td> <td></td> </tr> <tr> <td>ACC%</td> <td style="text-align: center;">68%</td> <td style="text-align: center;">50%</td> <td style="text-align: center;">45%</td> <td style="text-align: center;">59%</td> <td style="text-align: center;">56%</td> <td style="text-align: center;">57%</td> <td></td> <td></td> <td></td> <td></td> <td></td> </tr> </table>						BW	Scrotal	Milk	200G	400G	600G	EMA	Rib	Rump	RBY	IMF	EBV	3.9	0.3	15	25	44	65						ACC%	68%	50%	45%	59%	56%	57%					
	BW	Scrotal	Milk	200G	400G	600G	EMA	Rib	Rump	RBY	IMF																													
EBV	3.9	0.3	15	25	44	65																																		
ACC%	68%	50%	45%	59%	56%	57%																																		

80	BOWMONT L MINERVA E040 (AI) (H)	Calved: 01/03/2009	Tattoo: E040	ID No: GRKE040	<p style="text-align: right;">VENA PARK SHARKA (H) BRAYBOOK UPPERCLASS U504 (AI) (H) INJEMIRA AGNES L535 (AI) (H) KALUDAH JERRY (AI) (TW) (H) WIDGIEWA GOVERNOR 2138 (AI) (H) KALUDAH PAGEANT (H) WIDGIEWA PAGEANT N972 (H) LLANGLOTHAN STORM U964 (H) GLENDAN PARK STORM W134 (H) ZUM PARK ATHENA (H) BOWMONT L MINERVA B719 (H) CARA PARK XPRESS T311 (H) BOWMONT L MINERVA X208 (AI) (H) BOWMONT L MINERVA 92 (AI) (H)</p>																																			
<table border="1" style="width:100%; border-collapse: collapse;"> <tr> <th colspan="2">MARKET INDEX VALUES</th> </tr> <tr> <td>Supermarket</td> <td style="text-align: right;">\$64</td> </tr> <tr> <td>Grass Fed</td> <td style="text-align: right;">\$61</td> </tr> <tr> <td>Grain Fed</td> <td style="text-align: right;">\$82</td> </tr> <tr> <td>EU</td> <td style="text-align: right;">\$71</td> </tr> </table>					MARKET INDEX VALUES		Supermarket	\$64	Grass Fed	\$61	Grain Fed	\$82	EU	\$71																										
MARKET INDEX VALUES																																								
Supermarket	\$64																																							
Grass Fed	\$61																																							
Grain Fed	\$82																																							
EU	\$71																																							
<p>Traits Observed: GL, 200WT, 400WT, 600WT, MWT, FAT, EMA, IMF</p>																																								
<p>Joining Details: AI- GLENTREVOR WALLACE H427 11/10/16. BACK UP- ALLENDALE WASHINGTON G82 28/10/16 TO 5/1/17</p>																																								
<p>Purchaser: \$:.....</p>																																								
December 2016 Hereford GROUP BREEDPLAN																																								
<table border="1" style="width:100%; border-collapse: collapse;"> <tr> <td></td> <td style="text-align: center;">BW</td> <td style="text-align: center;">Scrotal</td> <td style="text-align: center;">Milk</td> <td style="text-align: center;">200G</td> <td style="text-align: center;">400G</td> <td style="text-align: center;">600G</td> <td style="text-align: center;">EMA</td> <td style="text-align: center;">Rib</td> <td style="text-align: center;">Rump</td> <td style="text-align: center;">RBY</td> <td style="text-align: center;">IMF</td> </tr> <tr> <td>EBV</td> <td style="text-align: center;">5.7</td> <td style="text-align: center;">1.6</td> <td style="text-align: center;">13</td> <td style="text-align: center;">34</td> <td style="text-align: center;">48</td> <td style="text-align: center;">64</td> <td style="text-align: center;">2.8</td> <td style="text-align: center;">0.8</td> <td style="text-align: center;">1.3</td> <td style="text-align: center;">-0.2</td> <td style="text-align: center;">1.1</td> </tr> <tr> <td>ACC%</td> <td style="text-align: center;">75%</td> <td style="text-align: center;">72%</td> <td style="text-align: center;">70%</td> <td style="text-align: center;">74%</td> <td style="text-align: center;">76%</td> <td style="text-align: center;">77%</td> <td style="text-align: center;">57%</td> <td style="text-align: center;">63%</td> <td style="text-align: center;">68%</td> <td style="text-align: center;">61%</td> <td style="text-align: center;">62%</td> </tr> </table>						BW	Scrotal	Milk	200G	400G	600G	EMA	Rib	Rump	RBY	IMF	EBV	5.7	1.6	13	34	48	64	2.8	0.8	1.3	-0.2	1.1	ACC%	75%	72%	70%	74%	76%	77%	57%	63%	68%	61%	62%
	BW	Scrotal	Milk	200G	400G	600G	EMA	Rib	Rump	RBY	IMF																													
EBV	5.7	1.6	13	34	48	64	2.8	0.8	1.3	-0.2	1.1																													
ACC%	75%	72%	70%	74%	76%	77%	57%	63%	68%	61%	62%																													

80A	BOWMONT L MINERVA M110 (P)	Calved: 10/08/2016	Tattoo: M110	ID No: GRKM110	<p style="text-align: right;">MOUNTAIN VALLEY ROCKYNE D B1 (P) CASCADE EL DORADO E27 (P) CASCADE IRISH MAID A37 (AI) (P) RUSSLYNN JUMBUCK (AI) (P) YAMBRO CONRAD B88 (P) RUSSLYNN IRISH ROSE E55 (P) RUSSLYNN IRISH ROSEA12 (AI) (P) BRAYBOOK UPPERCLASS U504 (AI) (H) KALUDAH JERRY (AI) (TW) (H) KALUDAH PAGEANT (H) BOWMONT L MINERVA E040 (AI) (H) GLENDAN PARK STORM W134 (H) BOWMONT L MINERVA B719 (H) BOWMONT L MINERVA X208 (AI) (H)</p>																																			
<table border="1" style="width:100%; border-collapse: collapse;"> <tr> <th colspan="2">MARKET INDEX VALUES</th> </tr> <tr> <td>Supermarket</td> <td style="text-align: right;">\$82</td> </tr> <tr> <td>Grass Fed</td> <td style="text-align: right;">\$76</td> </tr> <tr> <td>Grain Fed</td> <td style="text-align: right;">\$100</td> </tr> <tr> <td>EU</td> <td style="text-align: right;">\$92</td> </tr> </table>					MARKET INDEX VALUES		Supermarket	\$82	Grass Fed	\$76	Grain Fed	\$100	EU	\$92																										
MARKET INDEX VALUES																																								
Supermarket	\$82																																							
Grass Fed	\$76																																							
Grain Fed	\$100																																							
EU	\$92																																							
<p>Traits Observed: CE, BWT</p>																																								
<p>Purchaser: \$:.....</p>																																								
December 2016 Hereford GROUP BREEDPLAN																																								
<table border="1" style="width:100%; border-collapse: collapse;"> <tr> <td></td> <td style="text-align: center;">BW</td> <td style="text-align: center;">Scrotal</td> <td style="text-align: center;">Milk</td> <td style="text-align: center;">200G</td> <td style="text-align: center;">400G</td> <td style="text-align: center;">600G</td> <td style="text-align: center;">EMA</td> <td style="text-align: center;">Rib</td> <td style="text-align: center;">Rump</td> <td style="text-align: center;">RBY</td> <td style="text-align: center;">IMF</td> </tr> <tr> <td>EBV</td> <td style="text-align: center;">6.5</td> <td style="text-align: center;">3</td> <td style="text-align: center;">12</td> <td style="text-align: center;">37</td> <td style="text-align: center;">59</td> <td style="text-align: center;">82</td> <td></td> <td></td> <td></td> <td></td> <td></td> </tr> <tr> <td>ACC%</td> <td style="text-align: center;">69%</td> <td style="text-align: center;">52%</td> <td style="text-align: center;">43%</td> <td style="text-align: center;">59%</td> <td style="text-align: center;">56%</td> <td style="text-align: center;">57%</td> <td></td> <td></td> <td></td> <td></td> <td></td> </tr> </table>						BW	Scrotal	Milk	200G	400G	600G	EMA	Rib	Rump	RBY	IMF	EBV	6.5	3	12	37	59	82						ACC%	69%	52%	43%	59%	56%	57%					
	BW	Scrotal	Milk	200G	400G	600G	EMA	Rib	Rump	RBY	IMF																													
EBV	6.5	3	12	37	59	82																																		
ACC%	69%	52%	43%	59%	56%	57%																																		

81	BOWMONT MARITANA E043 (AI) (H)	Calved: 01/03/2009	Tattoo: E043	ID No: GRKE043	<p style="text-align: right;">CHURCHILL STANDOUT ET7 (AI) (ET) (H) CHARNOCK FIREBALL (AI) (H) CHARNOCK SUNSET 41 (H) CHARNOCK JACKAL (AI) (H) MT MEREDITH ROBUST (AI) (H) CHARNOCK SUNSET 53 (H) CHARNOCK SUNSET 32 ET (AI) (ET) (H) INJEMIRA DUKE J273 ET1 (ET) (H) BOWMONT DUKE R601 (AI) (H) BOWMONT QUEEN 132 (H) BOWMONT MARITANA W167 (AI) (H) KD MUNDORING M39 (AI) (H) BOWMONT MARITANA 278 (AI) (H) BOWMONT MARITANA 168 (HPR) (H)</p>																																			
<table border="1" style="width:100%; border-collapse: collapse;"> <tr> <th colspan="2">MARKET INDEX VALUES</th> </tr> <tr> <td>Supermarket</td> <td style="text-align: right;">\$52</td> </tr> <tr> <td>Grass Fed</td> <td style="text-align: right;">\$48</td> </tr> <tr> <td>Grain Fed</td> <td style="text-align: right;">\$48</td> </tr> <tr> <td>EU</td> <td style="text-align: right;">\$62</td> </tr> </table>					MARKET INDEX VALUES		Supermarket	\$52	Grass Fed	\$48	Grain Fed	\$48	EU	\$62																										
MARKET INDEX VALUES																																								
Supermarket	\$52																																							
Grass Fed	\$48																																							
Grain Fed	\$48																																							
EU	\$62																																							
<p>Traits Observed: GL, 200WT, 400WT, 600WT, MWT, FAT, EMA, IMF</p>																																								
<p>Joining Details: AI- BOWMONT ECLIPSE K016 10/10/16. BACK UP- ALLENDALE WASHINGTON G82 28/10/16 TO 5/1/17</p>																																								
<p>Purchaser: \$:.....</p>																																								
December 2016 Hereford GROUP BREEDPLAN																																								
<table border="1" style="width:100%; border-collapse: collapse;"> <tr> <td></td> <td style="text-align: center;">BW</td> <td style="text-align: center;">Scrotal</td> <td style="text-align: center;">Milk</td> <td style="text-align: center;">200G</td> <td style="text-align: center;">400G</td> <td style="text-align: center;">600G</td> <td style="text-align: center;">EMA</td> <td style="text-align: center;">Rib</td> <td style="text-align: center;">Rump</td> <td style="text-align: center;">RBY</td> <td style="text-align: center;">IMF</td> </tr> <tr> <td>EBV</td> <td style="text-align: center;">3.9</td> <td style="text-align: center;">0.6</td> <td style="text-align: center;">9</td> <td style="text-align: center;">20</td> <td style="text-align: center;">35</td> <td style="text-align: center;">53</td> <td style="text-align: center;">2.2</td> <td style="text-align: center;">-0.6</td> <td style="text-align: center;">-0.9</td> <td style="text-align: center;">1.1</td> <td style="text-align: center;">-0.3</td> </tr> <tr> <td>ACC%</td> <td style="text-align: center;">74%</td> <td style="text-align: center;">68%</td> <td style="text-align: center;">69%</td> <td style="text-align: center;">73%</td> <td style="text-align: center;">75%</td> <td style="text-align: center;">76%</td> <td style="text-align: center;">53%</td> <td style="text-align: center;">61%</td> <td style="text-align: center;">66%</td> <td style="text-align: center;">58%</td> <td style="text-align: center;">61%</td> </tr> </table>						BW	Scrotal	Milk	200G	400G	600G	EMA	Rib	Rump	RBY	IMF	EBV	3.9	0.6	9	20	35	53	2.2	-0.6	-0.9	1.1	-0.3	ACC%	74%	68%	69%	73%	75%	76%	53%	61%	66%	58%	61%
	BW	Scrotal	Milk	200G	400G	600G	EMA	Rib	Rump	RBY	IMF																													
EBV	3.9	0.6	9	20	35	53	2.2	-0.6	-0.9	1.1	-0.3																													
ACC%	74%	68%	69%	73%	75%	76%	53%	61%	66%	58%	61%																													

81A BOWMONT MARITANA M054 (AI) (P)
 Calved: 20/07/2016 Tattoo: M054 ID No: GRKM054

MARKET INDEX VALUES	
Supermarket	\$64
Grass Fed	\$61
Grain Fed	\$64
EU	\$74

Traits Observed: GL,CE,BWT

REMITALL ACME 10A (P)
 REMITALL EMBRACER 8E (IMP CAN) (P)
 PLAIN LAKE BELLE 20X 117P 5B (P)

DAYS BLACKBERRY G82 (AI) (P)
 ALLENDALE NATIONAL W168 (P)
 ALLENDALE FANCY B94 (AI) (P)
 ALLENDALE FANCY V46 (P)

CHARNOCK FIREBALL (AI) (H)
 CHARNOK JACKAL (AI) (H)
 CHARNOK SUNSET 53 (H)

BOWMONT MARITANA E043 (AI) (H)
 BOWMONT DUKE R601 (AI) (H)
 BOWMONT MARITANA W167 (AI) (H)
 BOWMONT MARITANA 278 (AI) (H)

Purchaser: \$:.....

December 2016 Hereford GROUP BREEDPLAN											
	BW	Scrotal	Milk	200G	400G	600G	EMA	Rib	Rump	RBV	IMF
EBV	1.7	1.3	14	22	39	52					
ACC%	72%	56%	46%	64%	62%	62%					

82 BOWMONT QUEEN E053 (AI) (H#)
 Calved: 02/03/2009 Tattoo: E053 ID No: GRKE053

MARKET INDEX VALUES	
Supermarket	\$44
Grass Fed	\$35
Grain Fed	\$33
EU	\$53

Traits Observed: GL,200WT,400WT,600WT,MWT,FAT,EMA,IMF

Joining Details:
 AI- BOWMONT HUSTLER L026 11/10/16.
 BACK UP- ALLENDALE WASHINGTON
 G82 28/10/16 TO 5/1/17

BRIDGE POWERPLAY (AI) (ET) (S)
 DEBARRY HIGHLANDER 2 (AI) (S)
 DEBARRY LAST DAY T103 (P)

DEBARRY OLYMPUS A8 (S)
 DEBARRY TWISTER 5 (P)
 DEBARRY PURITY W61 (P)
 DEBARRY PURITY R54 (P)

WS DHR DUKE 8430 ET6 (IMP USA) (ET) (H)
 INJEMIRA DUKE J273 ET1 (ET) (H)
 INJEMIRA LIONESS (H)

BOWMONT QUEEN A546 (AI) (H)
 DEVON COURT GOODOOGA 23 (H)
 BOWMONT QUEEN 183 (H)
 BOWMONT QUEEN 149 (H)

Purchaser: \$:.....

December 2016 Hereford GROUP BREEDPLAN											
	BW	Scrotal	Milk	200G	400G	600G	EMA	Rib	Rump	RBV	IMF
EBV	7.5	2.2	8	32	49	72	2.9	-0.5	-0.9	1	-0.1
ACC%	74%	67%	67%	72%	74%	75%	50%	59%	63%	56%	58%

82A BOWMONT QUEEN M098 (AI) (P)
 Calved: 03/08/2016 Tattoo: M098 ID No: GRKM098

MARKET INDEX VALUES	
Supermarket	\$66
Grass Fed	\$59
Grain Fed	\$72
EU	\$75

Traits Observed: GL,CE,BWT

ALLENDALE YACKA (AI) (P)
 ALLENDALE ANZAC E114 (P)
 ALLENDALE DAWN B22 (AI) (ET) (P)

ALLENDALE CHINCHILLA J23 (AI) (P)
 ALLENDALE TOP NOTCH Z52 (AI) (TW) (P)
 ALLENDALE FANCY B115 (P)
 ALLENDALE FANCY Z13 (P)

DEBARRY HIGHLANDER 2 (AI) (S)
 DEBARRY OLYMPUS A8 (S)
 DEBARRY PURITY W61 (P)

BOWMONT QUEEN E053 (AI) (H#)
 INJEMIRA DUKE J273 ET1 (ET) (H)
 BOWMONT QUEEN A546 (AI) (H)
 BOWMONT QUEEN 183 (H)

Purchaser: \$:.....

December 2016 Hereford GROUP BREEDPLAN											
	BW	Scrotal	Milk	200G	400G	600G	EMA	Rib	Rump	RBV	IMF
EBV	7.5	2.3	11	38	58	81					
ACC%	70%	53%	44%	61%	58%	59%					

83 BOWMONT QUEEN E091 (H)
 Calved: 16/03/2009 Tattoo: E091 ID No: GRKE091

MARKET INDEX VALUES	
Supermarket	\$78
Grass Fed	\$74
Grain Fed	\$89
EU	\$87

Traits Observed: 200WT,400WT,600WT,MWT,FAT,EMA,IMF

Joining Details:
 AI- BOWMONT ECLIPSE K016 14/10/16.
 BACK UP- RUSSLYN JUMBUCK J19
 31/10/16 TO 5/1/17

COORA GOVERNOR U051 (AI) (H)
 NORTH END X061 (H)
 GVPC DOREEN R035 (H)

YAVENVALE HURRICANE (H)
 COURALLIE TACOMA (H)
 YAVENVALE DUCHESS X290 (H)
 GVPC DUCHESS R637 (H)

LLANGLOTHAN STORM U964 (H)
 GLENDAN PARK STORM W134 (H)
 ZUM PARK ATHENA (H)

BOWMONT QUEEN C074 (H)
 CARA PARK XPRESS T311 (H)
 BOWMONT QUEEN Y380 (AI) (H)
 BOWMONT QUEEN W117 (AI) (H)

Purchaser: \$:.....

December 2016 Hereford GROUP BREEDPLAN											
	BW	Scrotal	Milk	200G	400G	600G	EMA	Rib	Rump	RBV	IMF
EBV	4.8	3.1	18	28	47	70	3.2	0.7	1.1	0.6	0.5
ACC%	71%	70%	65%	71%	73%	75%	53%	61%	66%	58%	59%

83A	BOWMONT QUEEN M116 (P)	Calved: 11/08/2016	Tattoo: M116	ID No: GRKM116	<p>MOUNTAIN VALLEY ROCKYNE D B1 (P) CASCADE EL DORADO E27 (P) CASCADE IRISH MAID A37 (AI) (P) RUSSLYNN JUMBUCK (AI) (P) YAMBRO CONRAD B88 (P) RUSSLYNN IRISH ROSE E55 (P) RUSSLYNN IRISH ROSEA12 (AI) (P) NORTH END X061 (H) YAVENVALE HURRICANE (H) YAVENVALE DUCHESS X290 (H) BOWMONT QUEEN E091 (H) GLENDAN PARK STORM W134 (H) BOWMONT QUEEN C074 (H) BOWMONT QUEEN Y380 (AI) (H)</p>																																			
<table border="1" style="width:100%; border-collapse: collapse;"> <tr> <th colspan="2">MARKET INDEX VALUES</th> </tr> <tr> <td>Supermarket</td> <td style="text-align:right;">\$90</td> </tr> <tr> <td>Grass Fed</td> <td style="text-align:right;">\$84</td> </tr> <tr> <td>Grain Fed</td> <td style="text-align:right;">\$104</td> </tr> <tr> <td>EU</td> <td style="text-align:right;">\$101</td> </tr> </table>					MARKET INDEX VALUES		Supermarket	\$90	Grass Fed	\$84	Grain Fed	\$104	EU	\$101																										
MARKET INDEX VALUES																																								
Supermarket	\$90																																							
Grass Fed	\$84																																							
Grain Fed	\$104																																							
EU	\$101																																							
<p>Traits Observed: GL,CE,BWT</p> <p>Joining Details: AI- BOWMONT HUSTLER 14/10/16. BACK UP- RUSSLYN JUMBUCK J19 31/10/16 TO 5/1/17</p>																																								
<p>Purchaser: \$:.....</p>																																								
December 2016 Hereford GROUP BREEDPLAN																																								
<table border="1" style="width:100%; border-collapse: collapse;"> <tr> <td></td> <td style="text-align:center;">BW</td> <td style="text-align:center;">Scrotal</td> <td style="text-align:center;">Milk</td> <td style="text-align:center;">200G</td> <td style="text-align:center;">400G</td> <td style="text-align:center;">600G</td> <td style="text-align:center;">EMA</td> <td style="text-align:center;">Rib</td> <td style="text-align:center;">Rump</td> <td style="text-align:center;">RBY</td> <td style="text-align:center;">IMF</td> </tr> <tr> <td>EBV</td> <td style="text-align:center;">6.6</td> <td style="text-align:center;">3.7</td> <td style="text-align:center;">14</td> <td style="text-align:center;">35</td> <td style="text-align:center;">60</td> <td style="text-align:center;">88</td> <td></td> <td></td> <td></td> <td></td> <td></td> </tr> <tr> <td>ACC%</td> <td style="text-align:center;">68%</td> <td style="text-align:center;">51%</td> <td style="text-align:center;">41%</td> <td style="text-align:center;">59%</td> <td style="text-align:center;">55%</td> <td style="text-align:center;">57%</td> <td></td> <td></td> <td></td> <td></td> <td></td> </tr> </table>						BW	Scrotal	Milk	200G	400G	600G	EMA	Rib	Rump	RBY	IMF	EBV	6.6	3.7	14	35	60	88						ACC%	68%	51%	41%	59%	55%	57%					
	BW	Scrotal	Milk	200G	400G	600G	EMA	Rib	Rump	RBY	IMF																													
EBV	6.6	3.7	14	35	60	88																																		
ACC%	68%	51%	41%	59%	55%	57%																																		

84	BOWMONT QUEEN E157 (P)	Calved: 01/07/2009	Tattoo: E157	ID No: GRKE157	<p>REMITALL JONATHON 73J (HPR) (IMP CAN) (P) GLENLEES 73J BOLD 300M (IMP CAN) (ET) (P) TPH 131D REAL EDGE 60G (P) STUDBROOK CHALLENGE B069 (AI) (P) WNH EVERYTHING (IMP USA) (S) STUDBROOK PATRICIA V018 (AI) (ET) (P) STUDBROOK PATRICIA 2 (HPR) (AI) (ET) (P) VENA PARK JACKPOT (H) VENA PARK SHARKA (H) WALLAMUMBI VICTORIA 348 (HPR) (H) BOWMONT QUEEN Y341 (AI) (TW) (H) KD MUNDORING M39 (AI) (H) BOWMONT QUEEN 190 (AI) (H) BOWMONT QUEEN 154 (H)</p>																																			
<table border="1" style="width:100%; border-collapse: collapse;"> <tr> <th colspan="2">MARKET INDEX VALUES</th> </tr> <tr> <td>Supermarket</td> <td style="text-align:right;">\$68</td> </tr> <tr> <td>Grass Fed</td> <td style="text-align:right;">\$63</td> </tr> <tr> <td>Grain Fed</td> <td style="text-align:right;">\$61</td> </tr> <tr> <td>EU</td> <td style="text-align:right;">\$76</td> </tr> </table>					MARKET INDEX VALUES		Supermarket	\$68	Grass Fed	\$63	Grain Fed	\$61	EU	\$76																										
MARKET INDEX VALUES																																								
Supermarket	\$68																																							
Grass Fed	\$63																																							
Grain Fed	\$61																																							
EU	\$76																																							
<p>Traits Observed: 200WT,400WT,600WT,FAT,EMA,IMF</p> <p>Joining Details: AI- BOWMONT HUSTLER 14/10/16. BACK UP- RUSSLYN JUMBUCK J19 31/10/16 TO 5/1/17</p>																																								
<p>Purchaser: \$:.....</p>																																								
December 2016 Hereford GROUP BREEDPLAN																																								
<table border="1" style="width:100%; border-collapse: collapse;"> <tr> <td></td> <td style="text-align:center;">BW</td> <td style="text-align:center;">Scrotal</td> <td style="text-align:center;">Milk</td> <td style="text-align:center;">200G</td> <td style="text-align:center;">400G</td> <td style="text-align:center;">600G</td> <td style="text-align:center;">EMA</td> <td style="text-align:center;">Rib</td> <td style="text-align:center;">Rump</td> <td style="text-align:center;">RBY</td> <td style="text-align:center;">IMF</td> </tr> <tr> <td>EBV</td> <td style="text-align:center;">5.1</td> <td style="text-align:center;">1.9</td> <td style="text-align:center;">17</td> <td style="text-align:center;">34</td> <td style="text-align:center;">53</td> <td style="text-align:center;">65</td> <td style="text-align:center;">3</td> <td style="text-align:center;">-0.1</td> <td style="text-align:center;">-0.1</td> <td style="text-align:center;">1</td> <td style="text-align:center;">-0.6</td> </tr> <tr> <td>ACC%</td> <td style="text-align:center;">74%</td> <td style="text-align:center;">68%</td> <td style="text-align:center;">64%</td> <td style="text-align:center;">71%</td> <td style="text-align:center;">73%</td> <td style="text-align:center;">73%</td> <td style="text-align:center;">51%</td> <td style="text-align:center;">57%</td> <td style="text-align:center;">62%</td> <td style="text-align:center;">54%</td> <td style="text-align:center;">56%</td> </tr> </table>						BW	Scrotal	Milk	200G	400G	600G	EMA	Rib	Rump	RBY	IMF	EBV	5.1	1.9	17	34	53	65	3	-0.1	-0.1	1	-0.6	ACC%	74%	68%	64%	71%	73%	73%	51%	57%	62%	54%	56%
	BW	Scrotal	Milk	200G	400G	600G	EMA	Rib	Rump	RBY	IMF																													
EBV	5.1	1.9	17	34	53	65	3	-0.1	-0.1	1	-0.6																													
ACC%	74%	68%	64%	71%	73%	73%	51%	57%	62%	54%	56%																													

84A	BOWMONT QUEEN M026 (AI) (P)	Calved: 14/07/2016	Tattoo: M026	ID No: GRKM026	<p>CAPETHORNE HOT SHOT 03 22 (P) MATARIKI HOLY - SMOKE (IMP NZL) (P) MATARIKI GIRLIE 00323 (P) WIRRUNA JUSTIN J13 (AI) (P) WIRRUNA EL DAD E107 (AI) (P) WIRRUNA DOREEN G393 (P) WIRRUNA DOREEN E42 (AI) (H#) GLENLEES 73J BOLD 300M (IMP CAN) (ET) (P) STUDBROOK CHALLENGE B069 (AI) (P) STUDBROOK PATRICIA V018 (AI) (ET) (P) BOWMONT QUEEN E157 (P) VENA PARK SHARKA (H) BOWMONT QUEEN Y341 (AI) (TW) (H) BOWMONT QUEEN 190 (AI) (H)</p>																																			
<table border="1" style="width:100%; border-collapse: collapse;"> <tr> <th colspan="2">MARKET INDEX VALUES</th> </tr> <tr> <td>Supermarket</td> <td style="text-align:right;">\$96</td> </tr> <tr> <td>Grass Fed</td> <td style="text-align:right;">\$94</td> </tr> <tr> <td>Grain Fed</td> <td style="text-align:right;">\$104</td> </tr> <tr> <td>EU</td> <td style="text-align:right;">\$107</td> </tr> </table>					MARKET INDEX VALUES		Supermarket	\$96	Grass Fed	\$94	Grain Fed	\$104	EU	\$107																										
MARKET INDEX VALUES																																								
Supermarket	\$96																																							
Grass Fed	\$94																																							
Grain Fed	\$104																																							
EU	\$107																																							
<p>Traits Observed: GL,CE,BWT</p>																																								
<p>Purchaser: \$:.....</p>																																								
December 2016 Hereford GROUP BREEDPLAN																																								
<table border="1" style="width:100%; border-collapse: collapse;"> <tr> <td></td> <td style="text-align:center;">BW</td> <td style="text-align:center;">Scrotal</td> <td style="text-align:center;">Milk</td> <td style="text-align:center;">200G</td> <td style="text-align:center;">400G</td> <td style="text-align:center;">600G</td> <td style="text-align:center;">EMA</td> <td style="text-align:center;">Rib</td> <td style="text-align:center;">Rump</td> <td style="text-align:center;">RBY</td> <td style="text-align:center;">IMF</td> </tr> <tr> <td>EBV</td> <td style="text-align:center;">3.4</td> <td style="text-align:center;">1.9</td> <td style="text-align:center;">16</td> <td style="text-align:center;">36</td> <td style="text-align:center;">56</td> <td style="text-align:center;">69</td> <td></td> <td></td> <td></td> <td></td> <td></td> </tr> <tr> <td>ACC%</td> <td style="text-align:center;">72%</td> <td style="text-align:center;">53%</td> <td style="text-align:center;">43%</td> <td style="text-align:center;">62%</td> <td style="text-align:center;">59%</td> <td style="text-align:center;">60%</td> <td></td> <td></td> <td></td> <td></td> <td></td> </tr> </table>						BW	Scrotal	Milk	200G	400G	600G	EMA	Rib	Rump	RBY	IMF	EBV	3.4	1.9	16	36	56	69						ACC%	72%	53%	43%	62%	59%	60%					
	BW	Scrotal	Milk	200G	400G	600G	EMA	Rib	Rump	RBY	IMF																													
EBV	3.4	1.9	16	36	56	69																																		
ACC%	72%	53%	43%	62%	59%	60%																																		

85	BOWMONT QUEEN C065 (H)	Calved: 14/03/2007	Tattoo: C065	ID No: GRKC065	<p>INVERARY 298 STORM R811 (H) LLANGLOTHAN STORM U964 (H) LLANGLOTHAN THANKFUL 13 (H) GLENDAN PARK STORM W134 (H) ZUM PARK CLADON (TW) (H) ZUM PARK ATHENA (H) ZUM PARK MINERVA 3 (AI) (ET) (H) VENA PARK JACKPOT (H) VENA PARK SHARKA (H) WALLAMUMBI VICTORIA 348 (HPR) (H) BOWMONT QUEEN 222 (AI) (H) BOWMONT DUKE 2 (H) BOWMONT QUEEN 172 (H) BOWMONT QUEEN 73 (HPR) (H)</p>																																			
<table border="1" style="width:100%; border-collapse: collapse;"> <tr> <th colspan="2">MARKET INDEX VALUES</th> </tr> <tr> <td>Supermarket</td> <td style="text-align:right;">\$61</td> </tr> <tr> <td>Grass Fed</td> <td style="text-align:right;">\$53</td> </tr> <tr> <td>Grain Fed</td> <td style="text-align:right;">\$59</td> </tr> <tr> <td>EU</td> <td style="text-align:right;">\$65</td> </tr> </table>					MARKET INDEX VALUES		Supermarket	\$61	Grass Fed	\$53	Grain Fed	\$59	EU	\$65																										
MARKET INDEX VALUES																																								
Supermarket	\$61																																							
Grass Fed	\$53																																							
Grain Fed	\$59																																							
EU	\$65																																							
<p>Traits Observed: 200WT,400WT,600WT,FAT,EMA,IMF</p> <p>Joining Details: AI- WIRRUNA JUSTIN J13 13/10/16. BACK UP- RUSSLYN JUMBUCK J19 31/10/16 TO 5/1/17</p>																																								
<p>Purchaser: \$:.....</p>																																								
December 2016 Hereford GROUP BREEDPLAN																																								
<table border="1" style="width:100%; border-collapse: collapse;"> <tr> <td></td> <td style="text-align:center;">BW</td> <td style="text-align:center;">Scrotal</td> <td style="text-align:center;">Milk</td> <td style="text-align:center;">200G</td> <td style="text-align:center;">400G</td> <td style="text-align:center;">600G</td> <td style="text-align:center;">EMA</td> <td style="text-align:center;">Rib</td> <td style="text-align:center;">Rump</td> <td style="text-align:center;">RBY</td> <td style="text-align:center;">IMF</td> </tr> <tr> <td>EBV</td> <td style="text-align:center;">5.9</td> <td style="text-align:center;">1</td> <td style="text-align:center;">14</td> <td style="text-align:center;">31</td> <td style="text-align:center;">54</td> <td style="text-align:center;">83</td> <td style="text-align:center;">3</td> <td style="text-align:center;">0.2</td> <td style="text-align:center;">0.7</td> <td style="text-align:center;">0.1</td> <td style="text-align:center;">0.6</td> </tr> <tr> <td>ACC%</td> <td style="text-align:center;">80%</td> <td style="text-align:center;">75%</td> <td style="text-align:center;">76%</td> <td style="text-align:center;">77%</td> <td style="text-align:center;">79%</td> <td style="text-align:center;">81%</td> <td style="text-align:center;">60%</td> <td style="text-align:center;">67%</td> <td style="text-align:center;">71%</td> <td style="text-align:center;">64%</td> <td style="text-align:center;">67%</td> </tr> </table>						BW	Scrotal	Milk	200G	400G	600G	EMA	Rib	Rump	RBY	IMF	EBV	5.9	1	14	31	54	83	3	0.2	0.7	0.1	0.6	ACC%	80%	75%	76%	77%	79%	81%	60%	67%	71%	64%	67%
	BW	Scrotal	Milk	200G	400G	600G	EMA	Rib	Rump	RBY	IMF																													
EBV	5.9	1	14	31	54	83	3	0.2	0.7	0.1	0.6																													
ACC%	80%	75%	76%	77%	79%	81%	60%	67%	71%	64%	67%																													

85A	BOWMONT QUEEN M029 (AI) (P)	Calved: 15/07/2016	Tattoo: M029	ID No: GRKM029																																					
		<table border="1" style="width:100%; border-collapse: collapse;"> <tr><th colspan="2">MARKET INDEX VALUES</th></tr> <tr><td>Supermarket</td><td style="text-align:right;">\$71</td></tr> <tr><td>Grass Fed</td><td style="text-align:right;">\$66</td></tr> <tr><td>Grain Fed</td><td style="text-align:right;">\$70</td></tr> <tr><td>EU</td><td style="text-align:right;">\$78</td></tr> </table>		MARKET INDEX VALUES		Supermarket	\$71	Grass Fed	\$66	Grain Fed	\$70	EU	\$78	Traits Observed: GL,CE,BWT		REMITALL ACME 10A (P) REMITALL EMBRACER 8E (IMP CAN) (P) PLAIN LAKE BELLE 20X 117P 5B (P) DAYS BLACKBERRY G82 (AI) (P) ALLENDALE NATIONAL W168 (P) ALLENDALE FANCY B94 (AI) (P) ALLENDALE FANCY V46 (P) LLANGLOTHAN STORM U964 (H) GLENDAN PARK STORM W134 (H) ZUM PARK ATHENA (H) BOWMONT QUEEN C065 (H) VENA PARK SHARKA (H) BOWMONT QUEEN 222 (AI) (H) BOWMONT QUEEN 172 (H)																									
MARKET INDEX VALUES																																									
Supermarket	\$71																																								
Grass Fed	\$66																																								
Grain Fed	\$70																																								
EU	\$78																																								
Purchaser: \$:.....																																									
December 2016 Hereford GROUP BREEDPLAN																																									
<table border="1" style="width:100%; border-collapse: collapse;"> <tr> <td></td> <td>BW</td> <td>Scrotal</td> <td>Milk</td> <td>200G</td> <td>400G</td> <td>600G</td> <td>EMA</td> <td>Rib</td> <td>Rump</td> <td>RBY</td> <td>IMF</td> </tr> <tr> <td>EBV</td> <td>2.4</td> <td>1.5</td> <td>16</td> <td>28</td> <td>48</td> <td>66</td> <td>3.4</td> <td>-0.4</td> <td>-0.3</td> <td>0.8</td> <td></td> </tr> <tr> <td>ACC%</td> <td>73%</td> <td>59%</td> <td>49%</td> <td>65%</td> <td>63%</td> <td>64%</td> <td>44%</td> <td>48%</td> <td>51%</td> <td>46%</td> <td></td> </tr> </table>							BW	Scrotal	Milk	200G	400G	600G	EMA	Rib	Rump	RBY	IMF	EBV	2.4	1.5	16	28	48	66	3.4	-0.4	-0.3	0.8		ACC%	73%	59%	49%	65%	63%	64%	44%	48%	51%	46%	
	BW	Scrotal	Milk	200G	400G	600G	EMA	Rib	Rump	RBY	IMF																														
EBV	2.4	1.5	16	28	48	66	3.4	-0.4	-0.3	0.8																															
ACC%	73%	59%	49%	65%	63%	64%	44%	48%	51%	46%																															

86	BOWMONT L MINERVA A505 (AI) (H)	Calved: 20/02/2004	Tattoo: A505	ID No: GRKA505																																					
		<table border="1" style="width:100%; border-collapse: collapse;"> <tr><th colspan="2">MARKET INDEX VALUES</th></tr> <tr><td>Supermarket</td><td style="text-align:right;">\$58</td></tr> <tr><td>Grass Fed</td><td style="text-align:right;">\$52</td></tr> <tr><td>Grain Fed</td><td style="text-align:right;">\$59</td></tr> <tr><td>EU</td><td style="text-align:right;">\$65</td></tr> </table>		MARKET INDEX VALUES		Supermarket	\$58	Grass Fed	\$52	Grain Fed	\$59	EU	\$65	Traits Observed: Joining Details: AI- GLENTREVOR WALLACE H427 14/10/16. BACK UP- RUSSLYN JUMBUCK J19 31/10/16 TO 5/1/17		LRD HIGH ENERGY 54B (IMP CAN) (H) YARRAM HIGH ENERGY 54B R400 (H) YARRAM MELODIOUS 137 (AI) (H) BOWMONT HIGH ENERGY W185 (H) INJEMIRA DUKE J273 ET1 (ET) (H) BOWMONT QUEEN 184 (AI) (H) BOWMONT QUEEN 138 (HPR) (H) VENA PARK JACKPOT (H) VENA PARK SHARKA (H) WALLAMUMBI VICTORIA 348 (HPR) (H) BOWMONT L MINERVA Y362 (AI) (H) BOWMONT VALENTI 11 (H) BOWMONT L MINERVA 95 (H) BOWMONT L MINERVA 76 (H)																									
MARKET INDEX VALUES																																									
Supermarket	\$58																																								
Grass Fed	\$52																																								
Grain Fed	\$59																																								
EU	\$65																																								
Purchaser: \$:.....																																									
December 2016 Hereford GROUP BREEDPLAN																																									
<table border="1" style="width:100%; border-collapse: collapse;"> <tr> <td></td> <td>BW</td> <td>Scrotal</td> <td>Milk</td> <td>200G</td> <td>400G</td> <td>600G</td> <td>EMA</td> <td>Rib</td> <td>Rump</td> <td>RBY</td> <td>IMF</td> </tr> <tr> <td>EBV</td> <td>6.8</td> <td>0.5</td> <td>7</td> <td>32</td> <td>46</td> <td>73</td> <td>3.5</td> <td>0</td> <td>0</td> <td>1.2</td> <td>0.2</td> </tr> <tr> <td>ACC%</td> <td>73%</td> <td>72%</td> <td>75%</td> <td>71%</td> <td>72%</td> <td>73%</td> <td>52%</td> <td>57%</td> <td>61%</td> <td>54%</td> <td>58%</td> </tr> </table>							BW	Scrotal	Milk	200G	400G	600G	EMA	Rib	Rump	RBY	IMF	EBV	6.8	0.5	7	32	46	73	3.5	0	0	1.2	0.2	ACC%	73%	72%	75%	71%	72%	73%	52%	57%	61%	54%	58%
	BW	Scrotal	Milk	200G	400G	600G	EMA	Rib	Rump	RBY	IMF																														
EBV	6.8	0.5	7	32	46	73	3.5	0	0	1.2	0.2																														
ACC%	73%	72%	75%	71%	72%	73%	52%	57%	61%	54%	58%																														

86A	BOWMONT L MINERVA M081 (AI) (P)	Calved: 27/07/2016	Tattoo: M081	ID No: GRKM081																																					
		<table border="1" style="width:100%; border-collapse: collapse;"> <tr><th colspan="2">MARKET INDEX VALUES</th></tr> <tr><td>Supermarket</td><td style="text-align:right;">\$92</td></tr> <tr><td>Grass Fed</td><td style="text-align:right;">\$89</td></tr> <tr><td>Grain Fed</td><td style="text-align:right;">\$105</td></tr> <tr><td>EU</td><td style="text-align:right;">\$102</td></tr> </table>		MARKET INDEX VALUES		Supermarket	\$92	Grass Fed	\$89	Grain Fed	\$105	EU	\$102	Traits Observed: GL,CE,BWT		CAPETHORNE HOT SHOT 03 22 (P) MATARIKI HOLY - SMOKE (IMP NZL) (P) MATARIKI GIRLIE 00323 (P) WIRRUNA JUSTIN J13 (AI) (P) WIRRUNA ELDAE E107 (AI) (P) WIRRUNA DOREEN G393 (P) WIRRUNA DOREEN E42 (AI) (H#) YARRAM HIGH ENERGY 54B R400 (H) BOWMONT HIGH ENERGY W185 (H) BOWMONT QUEEN 184 (AI) (H) BOWMONT L MINERVA A505 (AI) (H) VENA PARK SHARKA (H) BOWMONT L MINERVA Y362 (AI) (H) BOWMONT L MINERVA 95 (H)																									
MARKET INDEX VALUES																																									
Supermarket	\$92																																								
Grass Fed	\$89																																								
Grain Fed	\$105																																								
EU	\$102																																								
Purchaser: \$:.....																																									
December 2016 Hereford GROUP BREEDPLAN																																									
<table border="1" style="width:100%; border-collapse: collapse;"> <tr> <td></td> <td>BW</td> <td>Scrotal</td> <td>Milk</td> <td>200G</td> <td>400G</td> <td>600G</td> <td>EMA</td> <td>Rib</td> <td>Rump</td> <td>RBY</td> <td>IMF</td> </tr> <tr> <td>EBV</td> <td>4.6</td> <td>1.2</td> <td>11</td> <td>36</td> <td>53</td> <td>75</td> <td></td> <td></td> <td></td> <td></td> <td></td> </tr> <tr> <td>ACC%</td> <td>72%</td> <td>54%</td> <td>47%</td> <td>62%</td> <td>59%</td> <td>60%</td> <td></td> <td></td> <td></td> <td></td> <td></td> </tr> </table>							BW	Scrotal	Milk	200G	400G	600G	EMA	Rib	Rump	RBY	IMF	EBV	4.6	1.2	11	36	53	75						ACC%	72%	54%	47%	62%	59%	60%					
	BW	Scrotal	Milk	200G	400G	600G	EMA	Rib	Rump	RBY	IMF																														
EBV	4.6	1.2	11	36	53	75																																			
ACC%	72%	54%	47%	62%	59%	60%																																			

87	BOWMONT QUEEN A513 (AI) (H)	Calved: 27/02/2005	Tattoo: A513	ID No: GRKA513																																					
		<table border="1" style="width:100%; border-collapse: collapse;"> <tr><th colspan="2">MARKET INDEX VALUES</th></tr> <tr><td>Supermarket</td><td style="text-align:right;">\$71</td></tr> <tr><td>Grass Fed</td><td style="text-align:right;">\$60</td></tr> <tr><td>Grain Fed</td><td style="text-align:right;">\$60</td></tr> <tr><td>EU</td><td style="text-align:right;">\$79</td></tr> </table>		MARKET INDEX VALUES		Supermarket	\$71	Grass Fed	\$60	Grain Fed	\$60	EU	\$79	WITHDRAWN		VENA PARK JACKPOT (H) VENA PARK SHARKA (H) WALLAMUMBI VICTORIA 348 (HPR) (H) BOWMONT KING U943 (AI) (H) KD MUNDORING M39 (AI) (H) BOWMONT QUEEN 6 (AI) (H) BOWMONT QUEEN 121 (H) YARRAM ENERGIZER P241 (AI) (H) CARA PARK XPRESS T311 (H) CARA PARK ALETHEA M804 (AI) (H) BOWMONT QUEEN Y324 (AI) (H) TARCOTBE CAPTAIN (H) BOWMONT QUEEN 213 (AI) (H) BOWMONT QUEEN 130 (H)																									
MARKET INDEX VALUES																																									
Supermarket	\$71																																								
Grass Fed	\$60																																								
Grain Fed	\$60																																								
EU	\$79																																								
Purchaser: \$:.....																																									
December 2016 Hereford GROUP BREEDPLAN																																									
<table border="1" style="width:100%; border-collapse: collapse;"> <tr> <td></td> <td>BW</td> <td>Scrotal</td> <td>Milk</td> <td>200G</td> <td>400G</td> <td>600G</td> <td>EMA</td> <td>Rib</td> <td>Rump</td> <td>RBY</td> <td>IMF</td> </tr> <tr> <td>EBV</td> <td>7.5</td> <td>2.4</td> <td>11</td> <td>38</td> <td>63</td> <td>94</td> <td>3.2</td> <td>-0.9</td> <td>-1.3</td> <td>1.7</td> <td>-0.4</td> </tr> <tr> <td>ACC%</td> <td>75%</td> <td>73%</td> <td>79%</td> <td>75%</td> <td>77%</td> <td>78%</td> <td>55%</td> <td>60%</td> <td>64%</td> <td>58%</td> <td>62%</td> </tr> </table>							BW	Scrotal	Milk	200G	400G	600G	EMA	Rib	Rump	RBY	IMF	EBV	7.5	2.4	11	38	63	94	3.2	-0.9	-1.3	1.7	-0.4	ACC%	75%	73%	79%	75%	77%	78%	55%	60%	64%	58%	62%
	BW	Scrotal	Milk	200G	400G	600G	EMA	Rib	Rump	RBY	IMF																														
EBV	7.5	2.4	11	38	63	94	3.2	-0.9	-1.3	1.7	-0.4																														
ACC%	75%	73%	79%	75%	77%	78%	55%	60%	64%	58%	62%																														

87A	BOWMONT QUEEN M109 (P)	Calved: 10/08/2016	Tattoo: M109	ID No: GRKM109	<p>MOUNTAIN VALLEY ROCKYNE D B1 (P) CASCADE EL DORADO E27 (P) CASCADE IRISH MAID A37 (AI) (P) RUSSLYNN JUMBUCK (AI) (P) YAMBRO CONRAD B88 (P) RUSSLYNN IRISH ROSE E55 (P) RUSSLYNN IRISH ROSEA12 (AI) (P) VENA PARK SHARKA (H) BOWMONT KING U943 (AI) (H) BOWMONT QUEEN 6 (AI) (H) BOWMONT QUEEN A513 (AI) (H) CARA PARK XPRESS T311 (H) BOWMONT QUEEN Y324 (AI) (H) BOWMONT QUEEN 213 (AI) (H)</p>																																			
<table border="1" style="width:100%; border-collapse: collapse;"> <tr> <th colspan="2">MARKET INDEX VALUES</th> </tr> <tr> <td>Supermarket</td> <td style="text-align: right;">\$85</td> </tr> <tr> <td>Grass Fed</td> <td style="text-align: right;">\$78</td> </tr> <tr> <td>Grain Fed</td> <td style="text-align: right;">\$89</td> </tr> <tr> <td>EU</td> <td style="text-align: right;">\$96</td> </tr> </table>					MARKET INDEX VALUES		Supermarket	\$85	Grass Fed	\$78	Grain Fed	\$89	EU	\$96																										
MARKET INDEX VALUES																																								
Supermarket	\$85																																							
Grass Fed	\$78																																							
Grain Fed	\$89																																							
EU	\$96																																							
<p>Traits Observed: CE, BWT</p>																																								
<p>Purchaser: \$:.....</p>																																								
December 2016 Hereford GROUP BREEDPLAN																																								
<table border="1" style="width:100%; border-collapse: collapse;"> <tr> <td></td> <td style="text-align: center;">BW</td> <td style="text-align: center;">Scrotal</td> <td style="text-align: center;">Milk</td> <td style="text-align: center;">200G</td> <td style="text-align: center;">400G</td> <td style="text-align: center;">600G</td> <td style="text-align: center;">EMA</td> <td style="text-align: center;">Rib</td> <td style="text-align: center;">Rump</td> <td style="text-align: center;">RBY</td> <td style="text-align: center;">IMF</td> </tr> <tr> <td>EBV</td> <td style="text-align: center;">5.2</td> <td style="text-align: center;">3.2</td> <td style="text-align: center;">11</td> <td style="text-align: center;">33</td> <td style="text-align: center;">59</td> <td style="text-align: center;">86</td> <td></td> <td></td> <td></td> <td></td> <td></td> </tr> <tr> <td>ACC%</td> <td style="text-align: center;">69%</td> <td style="text-align: center;">53%</td> <td style="text-align: center;">47%</td> <td style="text-align: center;">60%</td> <td style="text-align: center;">56%</td> <td style="text-align: center;">57%</td> <td></td> <td></td> <td></td> <td></td> <td></td> </tr> </table>						BW	Scrotal	Milk	200G	400G	600G	EMA	Rib	Rump	RBY	IMF	EBV	5.2	3.2	11	33	59	86						ACC%	69%	53%	47%	60%	56%	57%					
	BW	Scrotal	Milk	200G	400G	600G	EMA	Rib	Rump	RBY	IMF																													
EBV	5.2	3.2	11	33	59	86																																		
ACC%	69%	53%	47%	60%	56%	57%																																		

88	BOWMONT QUEEN Y348 (AI) (H)	Calved: 08/03/2003	Tattoo: Y348	ID No: GRKY348	<p>DEVON COURT MOOLOOLOO 13 (H) VENA PARK JACKPOT (H) TORSDALE GEM 4 (H) VENA PARK SHARKA (H) KARLYN SIMON (H) WALLAMUMBI VICTORIA 348 (HPR) (H) WALLAMUMBI VICTORIA 321 (AI) (H) DEVON COURT UMBERTO 4 (H) BOWMONT UMBERTO 35 (H) BOWMONT QUEEN 86 (H) BOWMONT QUEEN 174 (H) DEVON COURT NOBEL 9 (H) BOWMONT QUEEN 129 (H) BOWMONT QUEEN 36 (H)</p>																																			
<table border="1" style="width:100%; border-collapse: collapse;"> <tr> <th colspan="2">MARKET INDEX VALUES</th> </tr> <tr> <td>Supermarket</td> <td style="text-align: right;">\$43</td> </tr> <tr> <td>Grass Fed</td> <td style="text-align: right;">\$41</td> </tr> <tr> <td>Grain Fed</td> <td style="text-align: right;">\$51</td> </tr> <tr> <td>EU</td> <td style="text-align: right;">\$52</td> </tr> </table>					MARKET INDEX VALUES		Supermarket	\$43	Grass Fed	\$41	Grain Fed	\$51	EU	\$52																										
MARKET INDEX VALUES																																								
Supermarket	\$43																																							
Grass Fed	\$41																																							
Grain Fed	\$51																																							
EU	\$52																																							
<p>Traits Observed: 200WT(x2)</p>																																								
<p>Joining Details: AI- BOWMONT ECLIPSE K016 10/10/16. BACK UP- ALLENDALE WASHINGTON G82 28/10/16 TO 5/1/17</p>																																								
<p>Purchaser: \$:.....</p>																																								
December 2016 Hereford GROUP BREEDPLAN																																								
<table border="1" style="width:100%; border-collapse: collapse;"> <tr> <td></td> <td style="text-align: center;">BW</td> <td style="text-align: center;">Scrotal</td> <td style="text-align: center;">Milk</td> <td style="text-align: center;">200G</td> <td style="text-align: center;">400G</td> <td style="text-align: center;">600G</td> <td style="text-align: center;">EMA</td> <td style="text-align: center;">Rib</td> <td style="text-align: center;">Rump</td> <td style="text-align: center;">RBY</td> <td style="text-align: center;">IMF</td> </tr> <tr> <td>EBV</td> <td style="text-align: center;">3.6</td> <td style="text-align: center;">0.6</td> <td style="text-align: center;">7</td> <td style="text-align: center;">21</td> <td style="text-align: center;">38</td> <td style="text-align: center;">46</td> <td style="text-align: center;">5</td> <td style="text-align: center;">0.2</td> <td style="text-align: center;">0.6</td> <td style="text-align: center;">0.9</td> <td style="text-align: center;">0.8</td> </tr> <tr> <td>ACC%</td> <td style="text-align: center;">76%</td> <td style="text-align: center;">71%</td> <td style="text-align: center;">78%</td> <td style="text-align: center;">76%</td> <td style="text-align: center;">76%</td> <td style="text-align: center;">76%</td> <td style="text-align: center;">54%</td> <td style="text-align: center;">57%</td> <td style="text-align: center;">60%</td> <td style="text-align: center;">55%</td> <td style="text-align: center;">56%</td> </tr> </table>						BW	Scrotal	Milk	200G	400G	600G	EMA	Rib	Rump	RBY	IMF	EBV	3.6	0.6	7	21	38	46	5	0.2	0.6	0.9	0.8	ACC%	76%	71%	78%	76%	76%	76%	54%	57%	60%	55%	56%
	BW	Scrotal	Milk	200G	400G	600G	EMA	Rib	Rump	RBY	IMF																													
EBV	3.6	0.6	7	21	38	46	5	0.2	0.6	0.9	0.8																													
ACC%	76%	71%	78%	76%	76%	76%	54%	57%	60%	55%	56%																													

88A	BOWMONT QUEEN M002 (AI) (TW) (P)	Calved: 02/07/2016	Tattoo: M002	ID No: GRKM002	<p>CAPETHORNE HOT SHOT 03 22 (P) MATARIKI HOLY - SMOKE (IMP NZL) (P) MATARIKI GIRLIE 00323 (P) WIRRUNA JUSTIN J13 (AI) (P) WIRRUNA ELDAD E107 (AI) (P) WIRRUNA DOREEN G393 (P) WIRRUNA DOREEN E42 (AI) (H#) VENA PARK JACKPOT (H) VENA PARK SHARKA (H) WALLAMUMBI VICTORIA 348 (HPR) (H) BOWMONT QUEEN Y348 (AI) (H) BOWMONT UMBERTO 35 (H) BOWMONT QUEEN 174 (H) BOWMONT QUEEN 129 (H)</p>																																			
<table border="1" style="width:100%; border-collapse: collapse;"> <tr> <th colspan="2">MARKET INDEX VALUES</th> </tr> <tr> <td>Supermarket</td> <td style="text-align: right;">\$84</td> </tr> <tr> <td>Grass Fed</td> <td style="text-align: right;">\$83</td> </tr> <tr> <td>Grain Fed</td> <td style="text-align: right;">\$98</td> </tr> <tr> <td>EU</td> <td style="text-align: right;">\$95</td> </tr> </table>					MARKET INDEX VALUES		Supermarket	\$84	Grass Fed	\$83	Grain Fed	\$98	EU	\$95																										
MARKET INDEX VALUES																																								
Supermarket	\$84																																							
Grass Fed	\$83																																							
Grain Fed	\$98																																							
EU	\$95																																							
<p>Traits Observed: BWT</p>																																								
<p>Purchaser: \$:.....</p>																																								
December 2016 Hereford GROUP BREEDPLAN																																								
<table border="1" style="width:100%; border-collapse: collapse;"> <tr> <td></td> <td style="text-align: center;">BW</td> <td style="text-align: center;">Scrotal</td> <td style="text-align: center;">Milk</td> <td style="text-align: center;">200G</td> <td style="text-align: center;">400G</td> <td style="text-align: center;">600G</td> <td style="text-align: center;">EMA</td> <td style="text-align: center;">Rib</td> <td style="text-align: center;">Rump</td> <td style="text-align: center;">RBY</td> <td style="text-align: center;">IMF</td> </tr> <tr> <td>EBV</td> <td style="text-align: center;">2.5</td> <td style="text-align: center;">1.3</td> <td style="text-align: center;">11</td> <td style="text-align: center;">29</td> <td style="text-align: center;">48</td> <td style="text-align: center;">59</td> <td></td> <td></td> <td></td> <td></td> <td></td> </tr> <tr> <td>ACC%</td> <td style="text-align: center;">72%</td> <td style="text-align: center;">54%</td> <td style="text-align: center;">48%</td> <td style="text-align: center;">63%</td> <td style="text-align: center;">60%</td> <td style="text-align: center;">60%</td> <td></td> <td></td> <td></td> <td></td> <td></td> </tr> </table>						BW	Scrotal	Milk	200G	400G	600G	EMA	Rib	Rump	RBY	IMF	EBV	2.5	1.3	11	29	48	59						ACC%	72%	54%	48%	63%	60%	60%					
	BW	Scrotal	Milk	200G	400G	600G	EMA	Rib	Rump	RBY	IMF																													
EBV	2.5	1.3	11	29	48	59																																		
ACC%	72%	54%	48%	63%	60%	60%																																		

88B	BOWMONT QUEEN M003 (AI) (TW) (P)	Calved: 02/07/2016	Tattoo: M003	ID No: GRKM003	<p>CAPETHORNE HOT SHOT 03 22 (P) MATARIKI HOLY - SMOKE (IMP NZL) (P) MATARIKI GIRLIE 00323 (P) WIRRUNA JUSTIN J13 (AI) (P) WIRRUNA ELDAD E107 (AI) (P) WIRRUNA DOREEN G393 (P) WIRRUNA DOREEN E42 (AI) (H#) VENA PARK JACKPOT (H) VENA PARK SHARKA (H) WALLAMUMBI VICTORIA 348 (HPR) (H) BOWMONT QUEEN Y348 (AI) (H) BOWMONT UMBERTO 35 (H) BOWMONT QUEEN 174 (H) BOWMONT QUEEN 129 (H)</p>																																			
<table border="1" style="width:100%; border-collapse: collapse;"> <tr> <th colspan="2">MARKET INDEX VALUES</th> </tr> <tr> <td>Supermarket</td> <td style="text-align: right;">\$83</td> </tr> <tr> <td>Grass Fed</td> <td style="text-align: right;">\$83</td> </tr> <tr> <td>Grain Fed</td> <td style="text-align: right;">\$98</td> </tr> <tr> <td>EU</td> <td style="text-align: right;">\$95</td> </tr> </table>					MARKET INDEX VALUES		Supermarket	\$83	Grass Fed	\$83	Grain Fed	\$98	EU	\$95																										
MARKET INDEX VALUES																																								
Supermarket	\$83																																							
Grass Fed	\$83																																							
Grain Fed	\$98																																							
EU	\$95																																							
<p>Traits Observed: BWT</p>																																								
<p>Purchaser: \$:.....</p>																																								
December 2016 Hereford GROUP BREEDPLAN																																								
<table border="1" style="width:100%; border-collapse: collapse;"> <tr> <td></td> <td style="text-align: center;">BW</td> <td style="text-align: center;">Scrotal</td> <td style="text-align: center;">Milk</td> <td style="text-align: center;">200G</td> <td style="text-align: center;">400G</td> <td style="text-align: center;">600G</td> <td style="text-align: center;">EMA</td> <td style="text-align: center;">Rib</td> <td style="text-align: center;">Rump</td> <td style="text-align: center;">RBY</td> <td style="text-align: center;">IMF</td> </tr> <tr> <td>EBV</td> <td style="text-align: center;">2.3</td> <td style="text-align: center;">1.3</td> <td style="text-align: center;">11</td> <td style="text-align: center;">29</td> <td style="text-align: center;">47</td> <td style="text-align: center;">58</td> <td></td> <td></td> <td></td> <td></td> <td></td> </tr> <tr> <td>ACC%</td> <td style="text-align: center;">72%</td> <td style="text-align: center;">54%</td> <td style="text-align: center;">48%</td> <td style="text-align: center;">63%</td> <td style="text-align: center;">60%</td> <td style="text-align: center;">60%</td> <td></td> <td></td> <td></td> <td></td> <td></td> </tr> </table>						BW	Scrotal	Milk	200G	400G	600G	EMA	Rib	Rump	RBY	IMF	EBV	2.3	1.3	11	29	47	58						ACC%	72%	54%	48%	63%	60%	60%					
	BW	Scrotal	Milk	200G	400G	600G	EMA	Rib	Rump	RBY	IMF																													
EBV	2.3	1.3	11	29	47	58																																		
ACC%	72%	54%	48%	63%	60%	60%																																		

89

BOWMONT OLIVE J026 (AI) (H)

Calved: 09/03/2013 Tattoo: J026 ID No: GRKJ026

MARKET INDEX VALUES	
Supermarket	
	\$75
Grass Fed	
	\$69
Grain Fed	
	\$83
EU	
	\$82

Traits Observed:
GL,CE,BWT,400WT,600WT,MWT,FAT,EMA,IMF

Joining Details:
AI- ALLENDALE WASHINGTON K5
14/10/16.
BACK UP- RUSSLYN JUMBUCK J19
31/10/16 TO 5/1/17

ALKIRA VANCOUVER (H)
COURALLIE VANCOUVER Z438 (H)
COURALLIE FANCY M276 (H)

BOWMONT VANCOUVER D103 (H)
CARA PARK XPRESS T311 (H)
BOWMONT QUEEN Y318 (AI) (H)
BOWMONT QUEEN W115 (AI) (H)

LLANGLOTHAN STORM U964 (H)
GLENDAN PARK STORM W134 (H)
ZUM PARK ATHENA (H)

BOWMONT OLIVE C083 (H)
SMITHSTON VICTORY BLEND ET (ET) (H)
BOWMONT OLIVE Z408 (H)
BOWMONT OLIVE X215 (AI) (H)

Purchaser: \$:.....



December 2016 Hereford GROUP BREEDPLAN											
	BW	Scrotal	Milk	200G	400G	600G	EMA	Rib	Rump	RBV	IMF
EBV	4.9	1.5	9	28	53	79	3.4	0.7	1.3	0.1	1.1
ACC%	73%	58%	50%	67%	69%	72%	47%	56%	61%	53%	54%

89A

BOWMONT OLIVE M044 (AI) (P)

Calved: 18/07/2016 Tattoo: M044 ID No: GRKM044

MARKET INDEX VALUES	
Supermarket	
	\$82
Grass Fed	
	\$75
Grain Fed	
	\$90
EU	
	\$88

Traits Observed:
GL,CE,BWT

ALLENDALE KING KONG 2 (S)
ALLENDALE NATIONAL W168 (P)
ALLENDALE CORA R22 (P)

VALMA HONKEY TONK (AI) (P)
VALMA GOLDRUSH V103 (AI) (P)
VALMA GOLDS BANKSIA Z37 (P)
VALMA ADVANCER'S BANKSIA S86 (P)

COURALLIE VANCOUVER Z438 (H)
BOWMONT VANCOUVER D103 (H)
BOWMONT QUEEN Y318 (AI) (H)

BOWMONT OLIVE J026 (AI) (H)
GLENDAN PARK STORM W134 (H)
BOWMONT OLIVE C083 (H)
BOWMONT OLIVE Z408 (H)

Purchaser:



December 2016 Hereford GROUP BREEDPLAN											
	BW	Scrotal	Milk	200G	400G	600G	EMA	Rib	Rump	RBV	IMF
EBV	5.3		13	36	63	89					
ACC%	70%		39%	59%	56%	58%					

90

BOWMONT MARITANA J078 (H#)

Calved: 18/03/2013 Tattoo: J078 ID No: GRKJ078

MARKET INDEX VALUES	
Supermarket	
	\$83
Grass Fed	
	\$76
Grain Fed	
	\$70
EU	
	\$91

WITHDRAWN

KIWI UROPA (IMP NZL) (H)
COURALLIE UROPA Y126 (AI) (H)
COURALLIE CARNATION W025 (AI) (H)

KALUDAH UROPA E049 (H)
KALUDAH MATONG (AI) (H)
KALUDAH HAPPY DAY C614 (H)
KALUDAH HAPPY DAY W605 (H)

CHARNOCK FIREBALL (AI) (H)
CHARNOCK JACKAL (AI) (H)
CHARNOCK SUNSET 53 (H)

BOWMONT MARITANA G147 (H#)
BOWEN VINCENT V1 (S)
BOWMONT MARITANA C094 (H#)
BOWMONT MARITANA X241 (AI) (H)

Purchaser: \$:.....



December 2016 Hereford GROUP BREEDPLAN											
	BW	Scrotal	Milk	200G	400G	600G	EMA	Rib	Rump	RBV	IMF
EBV	4.6	1.5	22	32	50	78	2.4	-0.4	-0.6	1.8	-0.9
ACC%	73%	53%	49%	66%	68%	71%	46%	55%	61%	52%	53%

90A

BOWMONT MARITANA M048 (AI) (P)

Calved: 19/07/2016 Tattoo: M048 ID No: GRKM048

MARKET INDEX VALUES	
Supermarket	
	\$103
Grass Fed	
	\$99
Grain Fed	
	\$107
EU	
	\$113

Traits Observed:
GL,CE,BWT

CAPETHORNE HOT SHOT 03 22 (P)
MATARIKI HOLY - SMOKE (IMP NZL) (P)
MATARIKI GIRLIE 00323 (P)

WIRRUNA JUSTIN J13 (AI) (P)
WIRRUNA EL DAD E107 (AI) (P)
WIRRUNA DOREEN G393 (P)
WIRRUNA DOREEN E42 (AI) (H#)

COURALLIE UROPA Y126 (AI) (H)
KALUDAH UROPA E049 (H)
KALUDAH HAPPY DAY C614 (H)

BOWMONT MARITANA J078 (H#)
CHARNOCK JACKAL (AI) (H)
BOWMONT MARITANA G147 (H#)
BOWMONT MARITANA C094 (H#)

Purchaser:



December 2016 Hereford GROUP BREEDPLAN											
	BW	Scrotal	Milk	200G	400G	600G	EMA	Rib	Rump	RBV	IMF
EBV	2.9		18	35	54	74					
ACC%	72%		37%	61%	58%	59%					

91	BOWMONT L MINERVA J080 (H)	Calved: 19/03/2013	Tattoo: J080	ID No: GRKJ080	<p>STR STANDARD 256B DOM LAD 68L (H) STANDARD 68L DOM LAD 38T (IMP CAN) (H) K 64H RIBSTONE LADY 112N (H)</p> <p>BOWMONT DOM LAD G085 (AI) (H) ALKIRA VIKING (AI) (H) BOWMONT MARITANA Z486 (AI) (H) BOWMONT MARITANA 331 (H)</p> <p>YARRAM HIGH ENERGY 54B R400 (H) BOWMONT HIGH ENERGY W185 (H) BOWMONT QUEEN 184 (AI) (H)</p> <p>BOWMONT L MINERVA Z406 (AI) (H) TARCOMBE CAPTAIN (H) BOWMONT L MINERVA 94 (H) BOWMONT L MINERVA 61 (HPR) (H)</p>																																			
<table border="1" style="width:100%; border-collapse: collapse;"> <tr> <th colspan="2">MARKET INDEX VALUES</th> </tr> <tr> <td>Supermarket</td> <td style="text-align:right;">\$73</td> </tr> <tr> <td>Grass Fed</td> <td style="text-align:right;">\$67</td> </tr> <tr> <td>Grain Fed</td> <td style="text-align:right;">\$89</td> </tr> <tr> <td>EU</td> <td style="text-align:right;">\$82</td> </tr> </table>					MARKET INDEX VALUES		Supermarket	\$73	Grass Fed	\$67	Grain Fed	\$89	EU	\$82																										
MARKET INDEX VALUES																																								
Supermarket	\$73																																							
Grass Fed	\$67																																							
Grain Fed	\$89																																							
EU	\$82																																							
<p>Traits Observed: CE,BWT,400WT,600WT,MWT,FAT,EMA,IMF</p> <p>Joining Details: AI- BOWMONT ECLIPSE K016 10/10/16. BACK UP- ALLENDALE WASHINGTON G82 28/10/16 TO 5/1/17</p>																																								
<p>Purchaser: \$:.....</p>																																								
December 2016 Hereford GROUP BREEDPLAN																																								
<table border="1" style="width:100%; border-collapse: collapse;"> <tr> <td></td> <td style="text-align:center;">BW</td> <td style="text-align:center;">Scrotal</td> <td style="text-align:center;">Milk</td> <td style="text-align:center;">200G</td> <td style="text-align:center;">400G</td> <td style="text-align:center;">600G</td> <td style="text-align:center;">EMA</td> <td style="text-align:center;">Rib</td> <td style="text-align:center;">Rump</td> <td style="text-align:center;">RBY</td> <td style="text-align:center;">IMF</td> </tr> <tr> <td>EBV</td> <td style="text-align:center;">8</td> <td style="text-align:center;">1.7</td> <td style="text-align:center;">14</td> <td style="text-align:center;">32</td> <td style="text-align:center;">50</td> <td style="text-align:center;">82</td> <td style="text-align:center;">2.2</td> <td style="text-align:center;">0.4</td> <td style="text-align:center;">0.4</td> <td style="text-align:center;">0.7</td> <td style="text-align:center;">0.7</td> </tr> <tr> <td>ACC%</td> <td style="text-align:center;">75%</td> <td style="text-align:center;">62%</td> <td style="text-align:center;">52%</td> <td style="text-align:center;">70%</td> <td style="text-align:center;">71%</td> <td style="text-align:center;">73%</td> <td style="text-align:center;">48%</td> <td style="text-align:center;">57%</td> <td style="text-align:center;">62%</td> <td style="text-align:center;">54%</td> <td style="text-align:center;">56%</td> </tr> </table>						BW	Scrotal	Milk	200G	400G	600G	EMA	Rib	Rump	RBY	IMF	EBV	8	1.7	14	32	50	82	2.2	0.4	0.4	0.7	0.7	ACC%	75%	62%	52%	70%	71%	73%	48%	57%	62%	54%	56%
	BW	Scrotal	Milk	200G	400G	600G	EMA	Rib	Rump	RBY	IMF																													
EBV	8	1.7	14	32	50	82	2.2	0.4	0.4	0.7	0.7																													
ACC%	75%	62%	52%	70%	71%	73%	48%	57%	62%	54%	56%																													

91A	BOWMONT L MINERVA M120 (P)	Calved: 13/08/2016	Tattoo: M120	ID No: GRKM120	<p>STUDBROOK D'ARTAGNION V086 (AI) (ET) (S) YALGOO VICEROY E316 (ET) (P) YALGOO VANESSA T104 (P)</p> <p>YALGOO WARP H252 (P) KOANUI UNANIMOUS 3152 (IMP NZL) (P) YALGOO WENDY E182 (AI) (P) YALGOO WENDY Y049 (P)</p> <p>STANDARD 68L DOM LAD 38T (IMP CAN) (H) BOWMONT DOM LAD G085 (AI) (H) BOWMONT MARITANA Z486 (AI) (H)</p> <p>BOWMONT L MINERVA J080 (H) BOWMONT HIGH ENERGY W185 (H) BOWMONT L MINERVA Z406 (AI) (H) BOWMONT L MINERVA 94 (H)</p>																																			
<table border="1" style="width:100%; border-collapse: collapse;"> <tr> <th colspan="2">MARKET INDEX VALUES</th> </tr> <tr> <td>Supermarket</td> <td style="text-align:right;">\$83</td> </tr> <tr> <td>Grass Fed</td> <td style="text-align:right;">\$76</td> </tr> <tr> <td>Grain Fed</td> <td style="text-align:right;">\$94</td> </tr> <tr> <td>EU</td> <td style="text-align:right;">\$93</td> </tr> </table>					MARKET INDEX VALUES		Supermarket	\$83	Grass Fed	\$76	Grain Fed	\$94	EU	\$93																										
MARKET INDEX VALUES																																								
Supermarket	\$83																																							
Grass Fed	\$76																																							
Grain Fed	\$94																																							
EU	\$93																																							
<p>Traits Observed: CE,BWT</p>																																								
<p>Purchaser:</p>																																								
December 2016 Hereford GROUP BREEDPLAN																																								
<table border="1" style="width:100%; border-collapse: collapse;"> <tr> <td></td> <td style="text-align:center;">BW</td> <td style="text-align:center;">Scrotal</td> <td style="text-align:center;">Milk</td> <td style="text-align:center;">200G</td> <td style="text-align:center;">400G</td> <td style="text-align:center;">600G</td> <td style="text-align:center;">EMA</td> <td style="text-align:center;">Rib</td> <td style="text-align:center;">Rump</td> <td style="text-align:center;">RBY</td> <td style="text-align:center;">IMF</td> </tr> <tr> <td>EBV</td> <td style="text-align:center;">8.1</td> <td style="text-align:center;">2.2</td> <td style="text-align:center;">14</td> <td style="text-align:center;">38</td> <td style="text-align:center;">56</td> <td style="text-align:center;">90</td> <td style="text-align:center;"></td> <td style="text-align:center;"></td> <td style="text-align:center;"></td> <td style="text-align:center;"></td> <td style="text-align:center;"></td> </tr> <tr> <td>ACC%</td> <td style="text-align:center;">71%</td> <td style="text-align:center;">54%</td> <td style="text-align:center;">36%</td> <td style="text-align:center;">62%</td> <td style="text-align:center;">60%</td> <td style="text-align:center;">60%</td> <td style="text-align:center;"></td> <td style="text-align:center;"></td> <td style="text-align:center;"></td> <td style="text-align:center;"></td> <td style="text-align:center;"></td> </tr> </table>						BW	Scrotal	Milk	200G	400G	600G	EMA	Rib	Rump	RBY	IMF	EBV	8.1	2.2	14	38	56	90						ACC%	71%	54%	36%	62%	60%	60%					
	BW	Scrotal	Milk	200G	400G	600G	EMA	Rib	Rump	RBY	IMF																													
EBV	8.1	2.2	14	38	56	90																																		
ACC%	71%	54%	36%	62%	60%	60%																																		

92	BOWMONT QUEEN J082 (AI) (H)	Calved: 19/03/2013	Tattoo: J082	ID No: GRKJ082	<p>YARRAM EXTRA 57U M629 ET1 (AI) (ET) (H) CURRACABARK CRUSADER (AI) (H) FAULKLAND CARNATION 42 (H)</p> <p>CURRACABARK EQUATOR E42 (H) SMITHSTON VERDERER V123 (AI) (H) CURRACABARK FAVOURITE 124 (H) CURRACABARK FAVOURITE 99 (AI) (H)</p> <p>GLENDAN PARK STORM W134 (H) BOWMONT STORM C093 (H) BOWMONT MARITANA W168 (AI) (H)</p> <p>BOWMONT QUEEN F110 (H) SMITHSTON VICTORY BLEND ET (ET) (H) BOWMONT QUEEN C037 (H) BOWMONT QUEEN W105 (AI) (H)</p>																																			
<table border="1" style="width:100%; border-collapse: collapse;"> <tr> <th colspan="2">MARKET INDEX VALUES</th> </tr> <tr> <td>Supermarket</td> <td style="text-align:right;">\$60</td> </tr> <tr> <td>Grass Fed</td> <td style="text-align:right;">\$54</td> </tr> <tr> <td>Grain Fed</td> <td style="text-align:right;">\$56</td> </tr> <tr> <td>EU</td> <td style="text-align:right;">\$69</td> </tr> </table>					MARKET INDEX VALUES		Supermarket	\$60	Grass Fed	\$54	Grain Fed	\$56	EU	\$69																										
MARKET INDEX VALUES																																								
Supermarket	\$60																																							
Grass Fed	\$54																																							
Grain Fed	\$56																																							
EU	\$69																																							
<p>Traits Observed: GL,CE,BWT,400WT,600WT,MWT,FAT,EMA,IMF</p> <p>Joining Details: AI- BOWMONT HUSTLER L026 20/10/16. BACK UP- ALLENDALE COLLINGWOOD G20 6/11/16 TO 5/1/17</p>																																								
<p>Purchaser: \$:.....</p>																																								
December 2016 Hereford GROUP BREEDPLAN																																								
<table border="1" style="width:100%; border-collapse: collapse;"> <tr> <td></td> <td style="text-align:center;">BW</td> <td style="text-align:center;">Scrotal</td> <td style="text-align:center;">Milk</td> <td style="text-align:center;">200G</td> <td style="text-align:center;">400G</td> <td style="text-align:center;">600G</td> <td style="text-align:center;">EMA</td> <td style="text-align:center;">Rib</td> <td style="text-align:center;">Rump</td> <td style="text-align:center;">RBY</td> <td style="text-align:center;">IMF</td> </tr> <tr> <td>EBV</td> <td style="text-align:center;">6.4</td> <td style="text-align:center;">2</td> <td style="text-align:center;">11</td> <td style="text-align:center;">33</td> <td style="text-align:center;">53</td> <td style="text-align:center;">74</td> <td style="text-align:center;">3.5</td> <td style="text-align:center;">-0.3</td> <td style="text-align:center;">-0.3</td> <td style="text-align:center;">1.4</td> <td style="text-align:center;">-0.2</td> </tr> <tr> <td>ACC%</td> <td style="text-align:center;">75%</td> <td style="text-align:center;">59%</td> <td style="text-align:center;">51%</td> <td style="text-align:center;">70%</td> <td style="text-align:center;">71%</td> <td style="text-align:center;">73%</td> <td style="text-align:center;">49%</td> <td style="text-align:center;">58%</td> <td style="text-align:center;">63%</td> <td style="text-align:center;">55%</td> <td style="text-align:center;">56%</td> </tr> </table>						BW	Scrotal	Milk	200G	400G	600G	EMA	Rib	Rump	RBY	IMF	EBV	6.4	2	11	33	53	74	3.5	-0.3	-0.3	1.4	-0.2	ACC%	75%	59%	51%	70%	71%	73%	49%	58%	63%	55%	56%
	BW	Scrotal	Milk	200G	400G	600G	EMA	Rib	Rump	RBY	IMF																													
EBV	6.4	2	11	33	53	74	3.5	-0.3	-0.3	1.4	-0.2																													
ACC%	75%	59%	51%	70%	71%	73%	49%	58%	63%	55%	56%																													

92A	BOWMONT QUEEN M069 (AI) (P)	Calved: 25/07/2016	Tattoo: M069	ID No: GRKM069	<p>REMITALL ACME 10A (P) REMITALL EMBRACER 8E (IMP CAN) (P) PLAIN LAKE BELLE 20X 117P 5B (P)</p> <p>DAYS BLACKBERRY G82 (AI) (P) ALLENDALE NATIONAL W168 (P) ALLENDALE FANCY B94 (AI) (P) ALLENDALE FANCY V46 (P)</p> <p>CURRACABARK CRUSADER (AI) (H) CURRACABARK EQUATOR E42 (H) CURRACABARK FAVOURITE 124 (H)</p> <p>BOWMONT QUEEN J082 (AI) (H) BOWMONT STORM C093 (H) BOWMONT QUEEN F110 (H) BOWMONT QUEEN C037 (H)</p>																																			
<table border="1" style="width:100%; border-collapse: collapse;"> <tr> <th colspan="2">MARKET INDEX VALUES</th> </tr> <tr> <td>Supermarket</td> <td style="text-align:right;">\$70</td> </tr> <tr> <td>Grass Fed</td> <td style="text-align:right;">\$66</td> </tr> <tr> <td>Grain Fed</td> <td style="text-align:right;">\$70</td> </tr> <tr> <td>EU</td> <td style="text-align:right;">\$79</td> </tr> </table>					MARKET INDEX VALUES		Supermarket	\$70	Grass Fed	\$66	Grain Fed	\$70	EU	\$79																										
MARKET INDEX VALUES																																								
Supermarket	\$70																																							
Grass Fed	\$66																																							
Grain Fed	\$70																																							
EU	\$79																																							
<p>Traits Observe: GL,CE,BWT</p>																																								
<p>Purchaser:</p>																																								
December 2016 Hereford GROUP BREEDPLAN																																								
<table border="1" style="width:100%; border-collapse: collapse;"> <tr> <td></td> <td style="text-align:center;">BW</td> <td style="text-align:center;">Scrotal</td> <td style="text-align:center;">Milk</td> <td style="text-align:center;">200G</td> <td style="text-align:center;">400G</td> <td style="text-align:center;">600G</td> <td style="text-align:center;">EMA</td> <td style="text-align:center;">Rib</td> <td style="text-align:center;">Rump</td> <td style="text-align:center;">RBY</td> <td style="text-align:center;">IMF</td> </tr> <tr> <td>EBV</td> <td style="text-align:center;">2.4</td> <td style="text-align:center;">2</td> <td style="text-align:center;">15</td> <td style="text-align:center;">27</td> <td style="text-align:center;">47</td> <td style="text-align:center;">60</td> <td style="text-align:center;"></td> <td style="text-align:center;"></td> <td style="text-align:center;"></td> <td style="text-align:center;"></td> <td style="text-align:center;"></td> </tr> <tr> <td>ACC%</td> <td style="text-align:center;">72%</td> <td style="text-align:center;">54%</td> <td style="text-align:center;">39%</td> <td style="text-align:center;">63%</td> <td style="text-align:center;">61%</td> <td style="text-align:center;">62%</td> <td style="text-align:center;"></td> <td style="text-align:center;"></td> <td style="text-align:center;"></td> <td style="text-align:center;"></td> <td style="text-align:center;"></td> </tr> </table>						BW	Scrotal	Milk	200G	400G	600G	EMA	Rib	Rump	RBY	IMF	EBV	2.4	2	15	27	47	60						ACC%	72%	54%	39%	63%	61%	62%					
	BW	Scrotal	Milk	200G	400G	600G	EMA	Rib	Rump	RBY	IMF																													
EBV	2.4	2	15	27	47	60																																		
ACC%	72%	54%	39%	63%	61%	62%																																		

93 BOWMONT QUEEN J083 (AI) (H)
 Calved: 19/03/2013 Tattoo: J083 ID No: GRKJ083

MARKET INDEX VALUES	
Supermarket	\$45
Grass Fed	\$40
Grain Fed	\$52
EU	\$54

Traits Observed:
 GL,CE,BWT,400WT,600WT,MWT,FAT,EMA,IMF

Joining Details:
 AI- GLENTREVOR WALLACE H427 13/10/16.
 BACK UP- RUSSLYN JUMBUCK J19 31/10/16 TO 5/1/17

FOXFORTH VALUABLE (H)
 TALBALBA VARMINT (H)
 BUNDARRA MONICA V70 (H)
BOWMONT VARMINT F058 (H)
 GLENDAN PARK STORM W134 (H)
 BOWMONT L MINERVA D056 (H)
 BOWMONT L MINERVA W142 (AI) (H)
 ALKIRA VANCOUVER (H)
 COURALLIE VANCOUVER Z438 (H)
 COURALLIE FANCY M276 (H)
BOWMONT QUEEN D100 (H)
 RED HILL TIME BOMB (AI) (ET) (H)
 BOWMONT QUEEN W152 (AI) (H)
 BOWMONT QUEEN 201 (H)

Purchaser: \$:.....

December 2016 Hereford GROUP BREEDPLAN											
	BW	Scrotal	Milk	200G	400G	600G	EMA	Rib	Rump	RBV	IMF
EBV	6.9	2.1	14	30	46	61	3.7	-0.3	-0.6	1.3	0.6
ACC%	72%	51%	50%	65%	68%	71%	45%	56%	61%	53%	54%

93A BOWMONT QUEEN M094 (AI) (P)
 Calved: 01/08/2016 Tattoo: M094 ID No: GRKM094

MARKET INDEX VALUES	
Supermarket	\$68
Grass Fed	\$62
Grain Fed	\$83
EU	\$77

Traits Observed:
 GL,CE,BWT

ALLENDALE YACKA (AI) (P)
 ALLENDALE ANZAC E114 (P)
 ALLENDALE DAWN B22 (AI) (ET) (P)
ALLENDALE CHINCHILLA J23 (AI) (P)
 ALLENDALE TOP NOTCH Z52 (AI) (TW) (P)
 ALLENDALE FANCY B115 (P)
 ALLENDALE FANCY Z13 (P)
 TALBALBA VARMINT (H)
 BOWMONT VARMINT F058 (H)
 BOWMONT L MINERVA D056 (H)
BOWMONT QUEEN J083 (AI) (H)
 COURALLIE VANCOUVER Z438 (H)
 BOWMONT QUEEN D100 (H)
 BOWMONT QUEEN W152 (AI) (H)

Purchaser:

December 2016 Hereford GROUP BREEDPLAN											
	BW	Scrotal	Milk	200G	400G	600G	EMA	Rib	Rump	RBV	IMF
EBV	7.6	1.4	14	38	58	79					
ACC%	70%		38%	60%	56%	58%					

94 BOWMONT L MINERVA J093 (H)
 Calved: 21/03/2013 Tattoo: J093 ID No: GRKJ093

MARKET INDEX VALUES	
Supermarket	\$78
Grass Fed	\$68
Grain Fed	\$73
EU	\$84

Traits Observed:
 CE,BWT,400WT,600WT,MWT,FAT,EMA,IMF

Joining Details:
 AI- BOWMONT ECLIPSE K016 14/10/16.
 BACK UP- RUSSLYN JUMBUCK J19 31/10/16 TO 5/1/17

KIWI UROPA (IMP NZL) (H)
 COURALLIE UROPA Y126 (AI) (H)
 COURALLIE CARNATION W025 (AI) (H)
KALUDAH UROPA E049 (H)
 KALUDAH MATONG (AI) (H)
 KALUDAH HAPPY DAY C614 (H)
 KALUDAH HAPPY DAY W605 (H)
 FOXFORTH VALUABLE (H)
 TALBALBA VARMINT (H)
 BUNDARRA MONICA V70 (H)
BOWMONT L MINERVA G065 (H)
 TARCOMBE CAPTAIN (H)
 BOWMONT L MINERVA C010 (AI) (H)
 BOWMONT L MINERVA A566 (AI) (H)

Purchaser: \$:.....

December 2016 Hereford GROUP BREEDPLAN											
	BW	Scrotal	Milk	200G	400G	600G	EMA	Rib	Rump	RBV	IMF
EBV	8.8	1.6	19	43	61	96	2.3	-0.4	-0.7	1.3	-0.3
ACC%	72%	57%	46%	65%	68%	71%	46%	55%	61%	52%	53%

94A BOWMONT L MINERVA M113 (P)
 Calved: 11/08/2016 Tattoo: M113 ID No: GRKM113

MARKET INDEX VALUES	
Supermarket	\$86
Grass Fed	\$77
Grain Fed	\$86
EU	\$94

Traits Observed:
 CE,BWT

STUDBROOK D'ARTAGNION V086 (AI) (ET) (S)
 YALGOO VICEROY E316 (ET) (P)
 YALGOO VANESSA T104 (P)
YALGOO WARP H252 (P)
 KOANUI UNANIMOUS 3152 (IMP NZL) (P)
 YALGOO WENDY E182 (AI) (P)
 YALGOO WENDY Y049 (P)
 COURALLIE UROPA Y126 (AI) (H)
 KALUDAH UROPA E049 (H)
 KALUDAH HAPPY DAY C614 (H)
BOWMONT L MINERVA J093 (H)
 TALBALBA VARMINT (H)
 BOWMONT L MINERVA G065 (H)
 BOWMONT L MINERVA C010 (AI) (H)

Purchaser:

December 2016 Hereford GROUP BREEDPLAN											
	BW	Scrotal	Milk	200G	400G	600G	EMA	Rib	Rump	RBV	IMF
EBV	8.3	2.1	17	43	60	96					
ACC%	71%	53%	34%	61%	59%	60%					

95	BOWMONT MARITANA J114 (AI) (P)	Calved: 11/04/2013	Tattoo: J114	ID No: GRKJ114	<p style="text-align:center;">DALKETH WOLLY (AI) (P) KURRAJONG PARK B144 (P) KURRAJONG PARK WINKER (P) YAVENVALE EINSTEIN E344 (P) SOUTH BUKALONG WALLACE 2 (P) YAVENVALE DOREEN C119 (P) YAVENVALE DOREEN Z446 (H)</p> <p style="text-align:center;">CHARNOCK FIREBALL (AI) (H) CHARNOCK JACKAL (AI) (H) CHARNOCK SUNSET 53 (H) BOWMONT MARITANA E098 (H) BOWMONT DOMINO 17 (AI) (H) BOWMONT MARITANA Y395 (H) BOWMONT MARITANA W139 (AI) (H)</p>																																			
<table border="1" style="width:100%; border-collapse: collapse;"> <tr> <th colspan="2" style="text-align:left;">MARKET INDEX VALUES</th> </tr> <tr> <td style="width:80%;">Supermarket</td> <td style="text-align:right;">\$87</td> </tr> <tr> <td>Grass Fed</td> <td style="text-align:right;">\$81</td> </tr> <tr> <td>Grain Fed</td> <td style="text-align:right;">\$92</td> </tr> <tr> <td>EU</td> <td style="text-align:right;">\$96</td> </tr> </table>					MARKET INDEX VALUES		Supermarket	\$87	Grass Fed	\$81	Grain Fed	\$92	EU	\$96																										
MARKET INDEX VALUES																																								
Supermarket	\$87																																							
Grass Fed	\$81																																							
Grain Fed	\$92																																							
EU	\$96																																							
<p>Traits Observed: CE,BWT,400WT,600WT,MWT,FAT,EMA,IMF</p> <p>Joining Details: AI- BOWMONT HUSTLER L026 20/10/16. BACK UP- ALLENDALE COLLINGWOOD G20 6/11/16 TO 5/1/17</p>																																								
Purchaser: \$:.....																																								
December 2016 Hereford GROUP BREEDPLAN																																								
<table border="1" style="width:100%; border-collapse: collapse;"> <tr> <td></td> <td style="text-align:center;">BW</td> <td style="text-align:center;">Scrotal</td> <td style="text-align:center;">Milk</td> <td style="text-align:center;">200G</td> <td style="text-align:center;">400G</td> <td style="text-align:center;">600G</td> <td style="text-align:center;">EMA</td> <td style="text-align:center;">Rib</td> <td style="text-align:center;">Rump</td> <td style="text-align:center;">RBY</td> <td style="text-align:center;">IMF</td> </tr> <tr> <td style="text-align:left;">EBV</td> <td style="text-align:center;">5.6</td> <td style="text-align:center;">2.3</td> <td style="text-align:center;">24</td> <td style="text-align:center;">28</td> <td style="text-align:center;">50</td> <td style="text-align:center;">77</td> <td style="text-align:center;">4.3</td> <td style="text-align:center;">0.6</td> <td style="text-align:center;">0.9</td> <td style="text-align:center;">0.9</td> <td style="text-align:center;">0.3</td> </tr> <tr> <td style="text-align:left;">ACC%</td> <td style="text-align:center;">75%</td> <td style="text-align:center;">61%</td> <td style="text-align:center;">57%</td> <td style="text-align:center;">69%</td> <td style="text-align:center;">71%</td> <td style="text-align:center;">73%</td> <td style="text-align:center;">50%</td> <td style="text-align:center;">59%</td> <td style="text-align:center;">64%</td> <td style="text-align:center;">56%</td> <td style="text-align:center;">58%</td> </tr> </table>						BW	Scrotal	Milk	200G	400G	600G	EMA	Rib	Rump	RBY	IMF	EBV	5.6	2.3	24	28	50	77	4.3	0.6	0.9	0.9	0.3	ACC%	75%	61%	57%	69%	71%	73%	50%	59%	64%	56%	58%
	BW	Scrotal	Milk	200G	400G	600G	EMA	Rib	Rump	RBY	IMF																													
EBV	5.6	2.3	24	28	50	77	4.3	0.6	0.9	0.9	0.3																													
ACC%	75%	61%	57%	69%	71%	73%	50%	59%	64%	56%	58%																													

95A	BOWMONT MARITANA M127 (P)	Calved: 15/08/2016	Tattoo: M127	ID No: GRKM127	<p style="text-align:center;">STUDBROOK D'ARTAGNION V086 (AI) (ET) (S) YALGOO VICEROY E316 (ET) (P) YALGOO VANESSA T104 (P) YALGOO WARP H252 (P) KOANUI UNANIMOUS 3152 (IMP NZL) (P) YALGOO WENDY E182 (AI) (P) YALGOO WENDY Y049 (P)</p> <p style="text-align:center;">KURRAJONG PARK B144 (P) YAVENVALE EINSTEIN E344 (P) YAVENVALE DOREEN C119 (P) BOWMONT MARITANA J114 (AI) (P) CHARNOCK JACKAL (AI) (H) BOWMONT MARITANA E098 (H) BOWMONT MARITANA Y395 (H)</p>																																			
<table border="1" style="width:100%; border-collapse: collapse;"> <tr> <th colspan="2" style="text-align:left;">MARKET INDEX VALUES</th> </tr> <tr> <td style="width:80%;">Supermarket</td> <td style="text-align:right;">\$90</td> </tr> <tr> <td>Grass Fed</td> <td style="text-align:right;">\$83</td> </tr> <tr> <td>Grain Fed</td> <td style="text-align:right;">\$95</td> </tr> <tr> <td>EU</td> <td style="text-align:right;">\$100</td> </tr> </table>					MARKET INDEX VALUES		Supermarket	\$90	Grass Fed	\$83	Grain Fed	\$95	EU	\$100																										
MARKET INDEX VALUES																																								
Supermarket	\$90																																							
Grass Fed	\$83																																							
Grain Fed	\$95																																							
EU	\$100																																							
<p>Traits Observed: CE,BWT</p>																																								
Purchaser:																																								
December 2016 Hereford GROUP BREEDPLAN																																								
<table border="1" style="width:100%; border-collapse: collapse;"> <tr> <td></td> <td style="text-align:center;">BW</td> <td style="text-align:center;">Scrotal</td> <td style="text-align:center;">Milk</td> <td style="text-align:center;">200G</td> <td style="text-align:center;">400G</td> <td style="text-align:center;">600G</td> <td style="text-align:center;">EMA</td> <td style="text-align:center;">Rib</td> <td style="text-align:center;">Rump</td> <td style="text-align:center;">RBY</td> <td style="text-align:center;">IMF</td> </tr> <tr> <td style="text-align:left;">EBV</td> <td style="text-align:center;">6.8</td> <td style="text-align:center;">2.4</td> <td style="text-align:center;">19</td> <td style="text-align:center;">36</td> <td style="text-align:center;">55</td> <td style="text-align:center;">86</td> <td></td> <td></td> <td></td> <td></td> <td></td> </tr> <tr> <td style="text-align:left;">ACC%</td> <td style="text-align:center;">71%</td> <td style="text-align:center;">54%</td> <td style="text-align:center;">38%</td> <td style="text-align:center;">62%</td> <td style="text-align:center;">60%</td> <td style="text-align:center;">60%</td> <td></td> <td></td> <td></td> <td></td> <td></td> </tr> </table>						BW	Scrotal	Milk	200G	400G	600G	EMA	Rib	Rump	RBY	IMF	EBV	6.8	2.4	19	36	55	86						ACC%	71%	54%	38%	62%	60%	60%					
	BW	Scrotal	Milk	200G	400G	600G	EMA	Rib	Rump	RBY	IMF																													
EBV	6.8	2.4	19	36	55	86																																		
ACC%	71%	54%	38%	62%	60%	60%																																		

96	BOWMONT QUEEN J122 (TW) (H)	Calved: 16/04/2013	Tattoo: J122	ID No: GRKJ122	<p style="text-align:center;">YALLAROO TORNADO T008 (AI) (H) MAWARRA NOSTALGIA (H) MAWARRA MISS TITANIA 123 ET6 (AI) (ET) (H) MAWARRA YARDSTICK (AI) (ET) (H) LCI HIGH VOLTAGE 80S (IMP CAN) (ET) (H) MAWARRA MISS TITANIA 66 ET1 (AI) (ET) (H) MAWARRA MISS TITANIA 5 (AI) (H)</p> <p style="text-align:center;">NORTH END X061 (H) YAVENVALE HURRICANE (H) YAVENVALE DUCHESS X290 (H) BOWMONT QUEEN E056 (H) BOWMONT KING U943 (AI) (H) BOWMONT QUEEN C002 (AI) (H) BOWMONT QUEEN A546 (AI) (H)</p>																																			
<table border="1" style="width:100%; border-collapse: collapse;"> <tr> <th colspan="2" style="text-align:left;">MARKET INDEX VALUES</th> </tr> <tr> <td style="width:80%;">Supermarket</td> <td style="text-align:right;">\$53</td> </tr> <tr> <td>Grass Fed</td> <td style="text-align:right;">\$46</td> </tr> <tr> <td>Grain Fed</td> <td style="text-align:right;">\$55</td> </tr> <tr> <td>EU</td> <td style="text-align:right;">\$58</td> </tr> </table>					MARKET INDEX VALUES		Supermarket	\$53	Grass Fed	\$46	Grain Fed	\$55	EU	\$58																										
MARKET INDEX VALUES																																								
Supermarket	\$53																																							
Grass Fed	\$46																																							
Grain Fed	\$55																																							
EU	\$58																																							
<p>Traits Observed: BWT,400WT,600WT,MWT,FAT,EMA,IMF</p> <p>Joining Details: AI- BOWMONT HUSTLER L026 20/10/16. BACK UP- ALLENDALE COLLINGWOOD G20 6/11/16 TO 5/1/17</p>																																								
Purchaser: \$:.....																																								
December 2016 Hereford GROUP BREEDPLAN																																								
<table border="1" style="width:100%; border-collapse: collapse;"> <tr> <td></td> <td style="text-align:center;">BW</td> <td style="text-align:center;">Scrotal</td> <td style="text-align:center;">Milk</td> <td style="text-align:center;">200G</td> <td style="text-align:center;">400G</td> <td style="text-align:center;">600G</td> <td style="text-align:center;">EMA</td> <td style="text-align:center;">Rib</td> <td style="text-align:center;">Rump</td> <td style="text-align:center;">RBY</td> <td style="text-align:center;">IMF</td> </tr> <tr> <td style="text-align:left;">EBV</td> <td style="text-align:center;">8</td> <td></td> <td style="text-align:center;">17</td> <td style="text-align:center;">36</td> <td style="text-align:center;">49</td> <td style="text-align:center;">73</td> <td style="text-align:center;">1.5</td> <td style="text-align:center;">-0.1</td> <td style="text-align:center;">0</td> <td style="text-align:center;">0.4</td> <td style="text-align:center;">0.1</td> </tr> <tr> <td style="text-align:left;">ACC%</td> <td style="text-align:center;">69%</td> <td></td> <td style="text-align:center;">51%</td> <td style="text-align:center;">63%</td> <td style="text-align:center;">65%</td> <td style="text-align:center;">68%</td> <td style="text-align:center;">43%</td> <td style="text-align:center;">53%</td> <td style="text-align:center;">57%</td> <td style="text-align:center;">49%</td> <td style="text-align:center;">50%</td> </tr> </table>						BW	Scrotal	Milk	200G	400G	600G	EMA	Rib	Rump	RBY	IMF	EBV	8		17	36	49	73	1.5	-0.1	0	0.4	0.1	ACC%	69%		51%	63%	65%	68%	43%	53%	57%	49%	50%
	BW	Scrotal	Milk	200G	400G	600G	EMA	Rib	Rump	RBY	IMF																													
EBV	8		17	36	49	73	1.5	-0.1	0	0.4	0.1																													
ACC%	69%		51%	63%	65%	68%	43%	53%	57%	49%	50%																													

96A	BOWMONT QUEEN M146 (P)	Calved: 29/08/2016	Tattoo: M146	ID No: GRKM146	<p style="text-align:center;">STUDBROOK D'ARTAGNION V086 (AI) (ET) (S) YALGOO VICEROY E316 (ET) (P) YALGOO VANESSA T104 (P) YALGOO WARP H252 (P) KOANUI UNANIMOUS 3152 (IMP NZL) (P) YALGOO WENDY E182 (AI) (P) YALGOO WENDY Y049 (P)</p> <p style="text-align:center;">MAWARRA NOSTALGIA (H) MAWARRA YARDSTICK (AI) (ET) (H) MAWARRA MISS TITANIA 66 ET1 (AI) (ET) (H) BOWMONT QUEEN J122 (TW) (H) YAVENVALE HURRICANE (H) BOWMONT QUEEN E056 (H) BOWMONT QUEEN C002 (AI) (H)</p>																																			
<table border="1" style="width:100%; border-collapse: collapse;"> <tr> <th colspan="2" style="text-align:left;">MARKET INDEX VALUES</th> </tr> <tr> <td style="width:80%;">Supermarket</td> <td style="text-align:right;">\$73</td> </tr> <tr> <td>Grass Fed</td> <td style="text-align:right;">\$65</td> </tr> <tr> <td>Grain Fed</td> <td style="text-align:right;">\$76</td> </tr> <tr> <td>EU</td> <td style="text-align:right;">\$81</td> </tr> </table>					MARKET INDEX VALUES		Supermarket	\$73	Grass Fed	\$65	Grain Fed	\$76	EU	\$81																										
MARKET INDEX VALUES																																								
Supermarket	\$73																																							
Grass Fed	\$65																																							
Grain Fed	\$76																																							
EU	\$81																																							
<p>Traits Observed: CE,BWT</p>																																								
Purchaser:																																								
December 2016 Hereford GROUP BREEDPLAN																																								
<table border="1" style="width:100%; border-collapse: collapse;"> <tr> <td></td> <td style="text-align:center;">BW</td> <td style="text-align:center;">Scrotal</td> <td style="text-align:center;">Milk</td> <td style="text-align:center;">200G</td> <td style="text-align:center;">400G</td> <td style="text-align:center;">600G</td> <td style="text-align:center;">EMA</td> <td style="text-align:center;">Rib</td> <td style="text-align:center;">Rump</td> <td style="text-align:center;">RBY</td> <td style="text-align:center;">IMF</td> </tr> <tr> <td style="text-align:left;">EBV</td> <td style="text-align:center;">8.9</td> <td style="text-align:center;">1.8</td> <td style="text-align:center;">16</td> <td style="text-align:center;">42</td> <td style="text-align:center;">57</td> <td style="text-align:center;">90</td> <td></td> <td></td> <td></td> <td></td> <td></td> </tr> <tr> <td style="text-align:left;">ACC%</td> <td style="text-align:center;">70%</td> <td style="text-align:center;">50%</td> <td style="text-align:center;">36%</td> <td style="text-align:center;">61%</td> <td style="text-align:center;">58%</td> <td style="text-align:center;">59%</td> <td></td> <td></td> <td></td> <td></td> <td></td> </tr> </table>						BW	Scrotal	Milk	200G	400G	600G	EMA	Rib	Rump	RBY	IMF	EBV	8.9	1.8	16	42	57	90						ACC%	70%	50%	36%	61%	58%	59%					
	BW	Scrotal	Milk	200G	400G	600G	EMA	Rib	Rump	RBY	IMF																													
EBV	8.9	1.8	16	42	57	90																																		
ACC%	70%	50%	36%	61%	58%	59%																																		




LOT 56



LOT 62




LOT 67



LOT 75




LOT 84



LOT 85



LOT 97




LOT 98




LOT 103




LOT 108




LOT 109



LOT 115




LOT 119




LOT 120



LOT 121



LOT 123



LOT 127



LOT 128



LOT 134




LOT 136




LOT 141



LOT 148



LOT 149



LOT 152



LOT 156



LOT 157



LOT 161



LOT 162




LOT 164




LOT 170



LOT 174




LOT 182




LOT 185




LOT 186



LOT 189




LOT 197



LOT 198




LOT 206



LOT 209




LOT 210




LOT 213




LOT 214




LOT 216



LOT 217




LOT 218



LOT 220



LOT 223



LOT 226

97 BOWMONT QUEEN J126 (H)
 Calved: 21/04/2013 Tattoo: J126 ID No: GRKJ126

LLANGLOTHAN STORM U964 (H)
 GLENDAN PARK STORM W134 (H)
 ZUM PARK ATHENA (H)

BOWMONT STORM C093 (H)
 VENA PARK SHARKA (H)
 BOWMONT MARITANA W168 (AI) (H)
 BOWMONT MARITANA 272 (AI) (H)

YARRAM STAR GENERAL S206 (AI) (H)
 YARRAM STAR GENERAL W251 (H)
 YARRAM MARINDA P224 (AI) (H)

BOWMONT QUEEN F012 (AI) (H)
 BOWMONT HIGH ENERGY U989 (H)
 BOWMONT QUEEN Z425 (H)
 BOWMONT QUEEN X228 (AI) (H)

MARKET INDEX VALUES	
Supermarket	\$98
Grass Fed	\$92
Grain Fed	\$111
EU	\$104

WITHDRAWN

Purchaser: \$:.....

December 2016 Hereford GROUP BREEDPLAN											
	BW	Scrotal	Milk	200G	400G	600G	EMA	Rib	Rump	RBV	IMF
EBV	5.9	1.7	16	35	62	94	3.8	1.3	2.3	-0.2	1
ACC%	75%	58%	60%	70%	72%	74%	53%	61%	66%	58%	56%

97A BOWMONT QUEEN M061 (AI) (P)
 Calved: 22/07/2016 Tattoo: M061 ID No: GRKM061

REMITALL ACME 10A (P)
 REMITALL EMBRACER 8E (IMP CAN) (P)
 PLAIN LAKE BELLE 20X 117P 5B (P)

DAYS BLACKBERRY G82 (AI) (P)
 ALLENDALE NATIONAL W168 (P)
 ALLENDALE FANCY B94 (AI) (P)
 ALLENDALE FANCY V46 (P)

GLENDAN PARK STORM W134 (H)
 BOWMONT STORM C093 (H)
 BOWMONT MARITANA W168 (AI) (H)

BOWMONT QUEEN J126 (H)
 YARRAM STAR GENERAL W251 (H)
 BOWMONT QUEEN F012 (AI) (H)
 BOWMONT QUEEN Z425 (H)

MARKET INDEX VALUES	
Supermarket	\$89
Grass Fed	\$85
Grain Fed	\$98
EU	\$97

Traits Observed: GL,CE,BWT

Purchaser:

December 2016 Hereford GROUP BREEDPLAN											
	BW	Scrotal	Milk	200G	400G	600G	EMA	Rib	Rump	RBV	IMF
EBV	3.7	1.9	17	33	56	78					
ACC%	72%	54%	42%	63%	61%	62%					

98 BOWMONT MARITANA J128 (AI) (H)
 Calved: 22/04/2013 Tattoo: J128 ID No: GRKJ128

YARRAM EXTRA 57U M629 ET1 (AI) (ET) (H)
 CURRACABARK CRUSADER (AI) (H)
 FAULKLAND CARNATION 42 (H)

CURRACABARK EQUATOR E42 (H)
 SMITHSTON VERDERER V123 (AI) (H)
 CURRACABARK FAVOURITE 124 (H)
 CURRACABARK FAVOURITE 99 (AI) (H)

GLENDAN PARK STORM W134 (H)
 BOWMONT STORM C093 (H)
 BOWMONT MARITANA W168 (AI) (H)

BOWMONT MARITANA F054 (H)
 ALKIRA VIKING (AI) (H)
 BOWMONT MARITANA Z486 (AI) (H)
 BOWMONT MARITANA 331 (H)

MARKET INDEX VALUES	
Supermarket	\$80
Grass Fed	\$70
Grain Fed	\$84
EU	\$91

Traits Observed: GL,CE,BWT,400WT,600WT,MWT,FAT,EMA,IMF

Joining Details: AI- BOWMONT HUSTLER L026 20/10/16.
 BACK UP- ALLENDALE COLLINGWOOD
 G20 6/11/16 TO 5/1/17

Purchaser: \$:.....

December 2016 Hereford GROUP BREEDPLAN											
	BW	Scrotal	Milk	200G	400G	600G	EMA	Rib	Rump	RBV	IMF
EBV	9.6	2.6	6	42	71	108	4.9	-1.2	-1.7	2.7	0.1
ACC%	76%	60%	50%	70%	72%	74%	49%	58%	63%	55%	57%

98A BOWMONT MARITANA M129 (TW) (P)
 Calved: 16/08/2016 Tattoo: M129 ID No: GRKM129

STUDBROOK D'ARTAGNION V086 (AI) (ET) (S)
 YALGOO VICEROY E316 (ET) (P)
 YALGOO VANESSA T104 (P)

YALGOO WARP H252 (P)
 KOANUI UNANIMOUS 3152 (IMP NZL) (P)
 YALGOO WENDY E182 (AI) (P)
 YALGOO WENDY Y049 (P)

CURRACABARK CRUSADER (AI) (H)
 CURRACABARK EQUATOR E42 (H)
 CURRACABARK FAVOURITE 124 (H)

BOWMONT MARITANA J128 (AI) (H)
 BOWMONT STORM C093 (H)
 BOWMONT MARITANA F054 (H)
 BOWMONT MARITANA Z486 (AI) (H)

MARKET INDEX VALUES	
Supermarket	\$87
Grass Fed	\$79
Grain Fed	\$92
EU	\$99

Traits Observed: BWT

Purchaser:

December 2016 Hereford GROUP BREEDPLAN											
	BW	Scrotal	Milk	200G	400G	600G	EMA	Rib	Rump	RBV	IMF
EBV	8.2	2.5	10	41	63	99					
ACC%	59%	53%	36%	56%	56%	55%					

101 BOWMONT MARITANA J161 (AI) (ET) (P)
 Calved: 08/03/2013 Tattoo: J161 ID No: GRKJ161

MARKET INDEX VALUES	
Supermarket	\$68
Grass Fed	\$59
Grain Fed	\$63
EU	\$74

Traits Observed:
 CE,BWT,400WT,600WT,MWT,FAT,EMA,IMF

Joining Details:
 AI- BOWMONT HUSTLER L026 14/10/16.
 BACK UP- RUSSLYN JUMBUCK J19
 31/10/16 TO 5/1/17

KIDMAN FORWARD Z69 (AI) (P)
 KIDMAN ESSENTIAL B9 (P)
 KIDMAN ROYAL FAITH Y154 (AI) (P)
KIDMAN THINK BIG E31 (AI) (TW) (P)
 DALKEITH TRADER (AI) (P)
 KIDMAN LORNA X64 (TW) (P)
 KIDMAN LORNA S143 (P)
 GLENDAN PARK STORM W134 (H)
 BOWMONT STORM C093 (H)
 BOWMONT MARITANA W168 (AI) (H)
BOWMONT MARITANA F054 (H)
 ALKIRA VIKING (AI) (H)
 BOWMONT MARITANA Z486 (AI) (H)
 BOWMONT MARITANA 331 (H)

Purchaser: \$:.....

December 2016 Hereford GROUP BREEDPLAN											
	BW	Scrotal	Milk	200G	400G	600G	EMA	Rib	Rump	RBV	IMF
EBV	8	2.2	12	38	59	86	3.5	0.2	0.6	0.6	-0.1
ACC%	74%	57%	54%	69%	70%	72%	49%	57%	62%	54%	57%

101A BOWMONT MARITANA M055 (AI) (P)
 Calved: 20/07/2016 Tattoo: M055 ID No: GRKM055

MARKET INDEX VALUES	
Supermarket	
Grass Fed	
Grain Fed	
EU	

Traits Observed:

WIRRUNA JUSTIN J13 (AI) (P)
 WIRRUNA ELDDAD E107 (AI) (P)
 WIRRUNA DOREEN G393 (P)
 WIRRUNA DOREEN E42 (AI) (H#)
 KIDMAN ESSENTIAL B9 (P)
 KIDMAN THINK BIG E31 (AI) (TW) (P)
 KIDMAN LORNA X64 (TW) (P)
BOWMONT MARITANA J161 (AI) (ET) (P)
 BOWMONT STORM C093 (H)
 BOWMONT MARITANA F054 (H)
 BOWMONT MARITANA Z486 (AI) (H)

Purchaser:

December 2016 Hereford GROUP BREEDPLAN											
	BW	Scrotal	Milk	200G	400G	600G	EMA	Rib	Rump	RBV	IMF
EBV											
ACC%											

102 BOWMONT QUEEN J170 (H)
 Calved: 07/08/2013 Tattoo: J170 ID No: GRKJ170

MARKET INDEX VALUES	
Supermarket	\$80
Grass Fed	\$73
Grain Fed	\$84
EU	\$88

Traits Observed:
 CE,BWT,400WT,600WT,MWT,FAT,EMA,IMF

Joining Details:
 AI- BOWMONT ECLIPSE K016 11/10/16.
 BACK UP- ALLENDALE WASHINGTON
 G82 28/10/16 5/1/17

KIWI UROPA (IMP NZL) (H)
 COURALLIE UROPA Y126 (AI) (H)
 COURALLIE CARNATION W025 (AI) (H)
KALUDAH UROPA E049 (H)
 KALUDAH MATONG (AI) (H)
 KALUDAH HAPPY DAY C614 (H)
 KALUDAH HAPPY DAY W605 (H)
 FOXFORTH VALUABLE (H)
 TALBALBA VARMINT (H)
 BUNDARRA MONICA V70 (H)
BOWMONT QUEEN G156 (H)
 VENA PARK SHARKA (H)
 BOWMONT QUEEN Y341 (AI) (TW) (H)
 BOWMONT QUEEN 190 (AI) (H)

Purchaser: \$:.....

December 2016 Hereford GROUP BREEDPLAN											
	BW	Scrotal	Milk	200G	400G	600G	EMA	Rib	Rump	RBV	IMF
EBV	6.1	1.9	17	36	58	83	3.2	0	0	1	0.2
ACC%	72%	53%	49%	65%	67%	70%	43%	52%	57%	49%	51%

102A BOWMONT QUEEN M106 (P)
 Calved: 09/08/2016 Tattoo: M106 ID No: GRKM106

MARKET INDEX VALUES	
Supermarket	\$87
Grass Fed	\$81
Grain Fed	\$93
EU	\$97

Traits Observed:
 CE,BWT

STUDBROOK D'ARTAGNION V086 (AI) (ET) (S)
 YALGOO VICEROY E316 (ET) (P)
 YALGOO VANESSA T104 (P)
YALGOO WARP H252 (P)
 KOANUI UNANIMOUS 3152 (IMP NZL) (P)
 YALGOO WENDY E182 (AI) (P)
 YALGOO WENDY Y049 (P)
 COURALLIE UROPA Y126 (AI) (H)
 KALUDAH UROPA E049 (H)
 KALUDAH HAPPY DAY C614 (H)
BOWMONT QUEEN J170 (H)
 TALBALBA VARMINT (H)
 BOWMONT QUEEN G156 (H)
 BOWMONT QUEEN Y341 (AI) (TW) (H)

Purchaser:

December 2016 Hereford GROUP BREEDPLAN											
	BW	Scrotal	Milk	200G	400G	600G	EMA	Rib	Rump	RBV	IMF
EBV	5.4	2.1	16	35	54	81					
ACC%	71%	52%	35%	61%	59%	60%					

103	BOWMONT MARITANA K003 (AI) (H)	Calved: 01/07/2014	Tattoo: K003	ID No: GRKK003	<p>LYONBANK JACK KNIFE (AI) (H) COURALLIE POMPEII (H) COURALLIE JEANNA L238 ET5 (ET) (H) BUNDARRA D TOP GUN (AI) (H) GH COSMO LAD 30C (IMP CAN) (H) BUNDARRA CHOICE Q94 (AI) (H) TALBALBA CHOICE 26 (H) SUGARLOAF CRACOV A231 (H) GUNYAH WINCHESTER (H) GUNYAH LOYAL Y319 (H) BOWMONT MARITANA H117 (H) GLENWARRAH MEN AT WORK (H) BOWMONT MARITANA D009 (AI) (H) BOWMONT MARITANA B619 (H)</p>																																			
<table border="1" style="width:100%; border-collapse: collapse;"> <tr> <th colspan="2">MARKET INDEX VALUES</th> </tr> <tr> <td>Supermarket</td> <td style="text-align:right;">\$84</td> </tr> <tr> <td>Grass Fed</td> <td style="text-align:right;">\$79</td> </tr> <tr> <td>Grain Fed</td> <td style="text-align:right;">\$82</td> </tr> <tr> <td>EU</td> <td style="text-align:right;">\$92</td> </tr> </table>					MARKET INDEX VALUES		Supermarket	\$84	Grass Fed	\$79	Grain Fed	\$82	EU	\$92																										
MARKET INDEX VALUES																																								
Supermarket	\$84																																							
Grass Fed	\$79																																							
Grain Fed	\$82																																							
EU	\$92																																							
<p>Traits Observed: GL,CE,BWT,200WT,400WT,FAT,EMA,IMF</p> <p>Joining Details: AI- BOWMONT ECLIPSE K016 11/10/16. BACK UP- ALLENDALE WASHINGTON G82 28/10/16 5/1/17</p>																																								
<p>Purchaser: \$:.....</p>																																								
December 2016 Hereford GROUP BREEDPLAN																																								
<table border="1" style="width:100%; border-collapse: collapse;"> <tr> <td></td> <td style="text-align:center;">BW</td> <td style="text-align:center;">Scrotal</td> <td style="text-align:center;">Milk</td> <td style="text-align:center;">200G</td> <td style="text-align:center;">400G</td> <td style="text-align:center;">600G</td> <td style="text-align:center;">EMA</td> <td style="text-align:center;">Rib</td> <td style="text-align:center;">Rump</td> <td style="text-align:center;">RBY</td> <td style="text-align:center;">IMF</td> </tr> <tr> <td>EBV</td> <td style="text-align:center;">4.4</td> <td style="text-align:center;">1.9</td> <td style="text-align:center;">18</td> <td style="text-align:center;">31</td> <td style="text-align:center;">50</td> <td style="text-align:center;">73</td> <td style="text-align:center;">4.2</td> <td style="text-align:center;">0.3</td> <td style="text-align:center;">0.5</td> <td style="text-align:center;">1.4</td> <td style="text-align:center;">0</td> </tr> <tr> <td>ACC%</td> <td style="text-align:center;">73%</td> <td style="text-align:center;">53%</td> <td style="text-align:center;">54%</td> <td style="text-align:center;">69%</td> <td style="text-align:center;">68%</td> <td style="text-align:center;">68%</td> <td style="text-align:center;">50%</td> <td style="text-align:center;">59%</td> <td style="text-align:center;">63%</td> <td style="text-align:center;">55%</td> <td style="text-align:center;">58%</td> </tr> </table>						BW	Scrotal	Milk	200G	400G	600G	EMA	Rib	Rump	RBY	IMF	EBV	4.4	1.9	18	31	50	73	4.2	0.3	0.5	1.4	0	ACC%	73%	53%	54%	69%	68%	68%	50%	59%	63%	55%	58%
	BW	Scrotal	Milk	200G	400G	600G	EMA	Rib	Rump	RBY	IMF																													
EBV	4.4	1.9	18	31	50	73	4.2	0.3	0.5	1.4	0																													
ACC%	73%	53%	54%	69%	68%	68%	50%	59%	63%	55%	58%																													

103A	BOWMONT MARITANA M083 (P)	Calved: 27/07/2016	Tattoo: M083	ID No: GRKM083	<p>ALLENDALE YALLARO1 2 (AI) (TW) (P) ALLENDALE WALKER G77 (P) ALLENDALE MINERVA Y71 (P) ALLENDALE WATERFORD J172 (P) ALLENDALE NATIONAL W168 (P) ALLENDALE FLORRIE Z10 (AI) (P) ALLENDALE FLORRIE W160 (AI) (P) COURALLIE POMPEII (H) BUNDARRA D TOP GUN (AI) (H) BUNDARRA CHOICE Q94 (AI) (H) BOWMONT MARITANA K003 (AI) (H) GUNYAH WINCHESTER (H) BOWMONT MARITANA H117 (H) BOWMONT MARITANA D009 (AI) (H)</p>																																			
<table border="1" style="width:100%; border-collapse: collapse;"> <tr> <th colspan="2">MARKET INDEX VALUES</th> </tr> <tr> <td>Supermarket</td> <td style="text-align:right;">\$79</td> </tr> <tr> <td>Grass Fed</td> <td style="text-align:right;">\$75</td> </tr> <tr> <td>Grain Fed</td> <td style="text-align:right;">\$83</td> </tr> <tr> <td>EU</td> <td style="text-align:right;">\$89</td> </tr> </table>					MARKET INDEX VALUES		Supermarket	\$79	Grass Fed	\$75	Grain Fed	\$83	EU	\$89																										
MARKET INDEX VALUES																																								
Supermarket	\$79																																							
Grass Fed	\$75																																							
Grain Fed	\$83																																							
EU	\$89																																							
<p>Traits Observed: CE,BWT</p>																																								
<p>Purchaser:</p>																																								
December 2016 Hereford GROUP BREEDPLAN																																								
<table border="1" style="width:100%; border-collapse: collapse;"> <tr> <td></td> <td style="text-align:center;">BW</td> <td style="text-align:center;">Scrotal</td> <td style="text-align:center;">Milk</td> <td style="text-align:center;">200G</td> <td style="text-align:center;">400G</td> <td style="text-align:center;">600G</td> <td style="text-align:center;">EMA</td> <td style="text-align:center;">Rib</td> <td style="text-align:center;">Rump</td> <td style="text-align:center;">RBY</td> <td style="text-align:center;">IMF</td> </tr> <tr> <td>EBV</td> <td style="text-align:center;">4.6</td> <td style="text-align:center;">13</td> <td style="text-align:center;">32</td> <td style="text-align:center;">51</td> <td style="text-align:center;">69</td> <td style="text-align:center;">69</td> <td style="text-align:center;">68%</td> <td style="text-align:center;">54%</td> <td style="text-align:center;">54%</td> <td style="text-align:center;">54%</td> <td style="text-align:center;">54%</td> </tr> <tr> <td>ACC%</td> <td style="text-align:center;">68%</td> <td style="text-align:center;">36%</td> <td style="text-align:center;">57%</td> <td style="text-align:center;">53%</td> <td style="text-align:center;">54%</td> <td style="text-align:center;">54%</td> <td style="text-align:center;">54%</td> <td style="text-align:center;">54%</td> <td style="text-align:center;">54%</td> <td style="text-align:center;">54%</td> <td style="text-align:center;">54%</td> </tr> </table>						BW	Scrotal	Milk	200G	400G	600G	EMA	Rib	Rump	RBY	IMF	EBV	4.6	13	32	51	69	69	68%	54%	54%	54%	54%	ACC%	68%	36%	57%	53%	54%	54%	54%	54%	54%	54%	54%
	BW	Scrotal	Milk	200G	400G	600G	EMA	Rib	Rump	RBY	IMF																													
EBV	4.6	13	32	51	69	69	68%	54%	54%	54%	54%																													
ACC%	68%	36%	57%	53%	54%	54%	54%	54%	54%	54%	54%																													

104	BOWMONT QUEEN K008 (AI) (H)	Calved: 04/07/2014	Tattoo: K008	ID No: GRKK008	<p>LYONBANK JACK KNIFE (AI) (H) COURALLIE POMPEII (H) COURALLIE JEANNA L238 ET5 (ET) (H) BUNDARRA D TOP GUN (AI) (H) GH COSMO LAD 30C (IMP CAN) (H) BUNDARRA CHOICE Q94 (AI) (H) TALBALBA CHOICE 26 (H) PARSON HILL ROCKTIME (AI) (H) SMITHSTON VICTORY BLEND ET (ET) (H) GUNYAH ALBIA 53 (H) BOWMONT QUEEN A607 (H) KD MUNDORING M39 (AI) (H) BOWMONT QUEEN 211 (AI) (H) BOWMONT QUEEN 158 (H)</p>																																			
<table border="1" style="width:100%; border-collapse: collapse;"> <tr> <th colspan="2">MARKET INDEX VALUES</th> </tr> <tr> <td>Supermarket</td> <td style="text-align:right;">\$60</td> </tr> <tr> <td>Grass Fed</td> <td style="text-align:right;">\$54</td> </tr> <tr> <td>Grain Fed</td> <td style="text-align:right;">\$41</td> </tr> <tr> <td>EU</td> <td style="text-align:right;">\$66</td> </tr> </table>					MARKET INDEX VALUES		Supermarket	\$60	Grass Fed	\$54	Grain Fed	\$41	EU	\$66																										
MARKET INDEX VALUES																																								
Supermarket	\$60																																							
Grass Fed	\$54																																							
Grain Fed	\$41																																							
EU	\$66																																							
<p>Traits Observed: GL,CE,BWT,200WT,400WT,FAT,EMA,IMF</p> <p>Joining Details: AI- ALLENDALE WASHINGTON K5 10/10/16. BACK UP- ALLENDALE WASHINGTON G82 28/10/16 TO 5/1/17</p>																																								
<p>Purchaser: \$:.....</p>																																								
December 2016 Hereford GROUP BREEDPLAN																																								
<table border="1" style="width:100%; border-collapse: collapse;"> <tr> <td></td> <td style="text-align:center;">BW</td> <td style="text-align:center;">Scrotal</td> <td style="text-align:center;">Milk</td> <td style="text-align:center;">200G</td> <td style="text-align:center;">400G</td> <td style="text-align:center;">600G</td> <td style="text-align:center;">EMA</td> <td style="text-align:center;">Rib</td> <td style="text-align:center;">Rump</td> <td style="text-align:center;">RBY</td> <td style="text-align:center;">IMF</td> </tr> <tr> <td>EBV</td> <td style="text-align:center;">5.4</td> <td style="text-align:center;">2</td> <td style="text-align:center;">14</td> <td style="text-align:center;">29</td> <td style="text-align:center;">45</td> <td style="text-align:center;">64</td> <td style="text-align:center;">2.2</td> <td style="text-align:center;">0.2</td> <td style="text-align:center;">0.6</td> <td style="text-align:center;">0.7</td> <td style="text-align:center;">-0.9</td> </tr> <tr> <td>ACC%</td> <td style="text-align:center;">73%</td> <td style="text-align:center;">57%</td> <td style="text-align:center;">58%</td> <td style="text-align:center;">69%</td> <td style="text-align:center;">69%</td> <td style="text-align:center;">68%</td> <td style="text-align:center;">50%</td> <td style="text-align:center;">58%</td> <td style="text-align:center;">62%</td> <td style="text-align:center;">55%</td> <td style="text-align:center;">57%</td> </tr> </table>						BW	Scrotal	Milk	200G	400G	600G	EMA	Rib	Rump	RBY	IMF	EBV	5.4	2	14	29	45	64	2.2	0.2	0.6	0.7	-0.9	ACC%	73%	57%	58%	69%	69%	68%	50%	58%	62%	55%	57%
	BW	Scrotal	Milk	200G	400G	600G	EMA	Rib	Rump	RBY	IMF																													
EBV	5.4	2	14	29	45	64	2.2	0.2	0.6	0.7	-0.9																													
ACC%	73%	57%	58%	69%	69%	68%	50%	58%	62%	55%	57%																													

104A	BOWMONT QUEEN M009 (P)	Calved: 08/07/2016	Tattoo: M009	ID No: GRKM009	<p>ALLENDALE YALLARO1 2 (AI) (TW) (P) ALLENDALE WALKER G77 (P) ALLENDALE MINERVA Y71 (P) ALLENDALE WATERFORD J172 (P) ALLENDALE NATIONAL W168 (P) ALLENDALE FLORRIE Z10 (AI) (P) ALLENDALE FLORRIE W160 (AI) (P) COURALLIE POMPEII (H) BUNDARRA D TOP GUN (AI) (H) BUNDARRA CHOICE Q94 (AI) (H) BOWMONT QUEEN K008 (AI) (H) SMITHSTON VICTORY BLEND ET (ET) (H) BOWMONT QUEEN A607 (H) BOWMONT QUEEN 211 (AI) (H)</p>																																			
<table border="1" style="width:100%; border-collapse: collapse;"> <tr> <th colspan="2">MARKET INDEX VALUES</th> </tr> <tr> <td>Supermarket</td> <td style="text-align:right;">\$67</td> </tr> <tr> <td>Grass Fed</td> <td style="text-align:right;">\$62</td> </tr> <tr> <td>Grain Fed</td> <td style="text-align:right;">\$61</td> </tr> <tr> <td>EU</td> <td style="text-align:right;">\$75</td> </tr> </table>					MARKET INDEX VALUES		Supermarket	\$67	Grass Fed	\$62	Grain Fed	\$61	EU	\$75																										
MARKET INDEX VALUES																																								
Supermarket	\$67																																							
Grass Fed	\$62																																							
Grain Fed	\$61																																							
EU	\$75																																							
<p>Traits Observed: CE,BWT</p>																																								
<p>Purchaser:</p>																																								
December 2016 Hereford GROUP BREEDPLAN																																								
<table border="1" style="width:100%; border-collapse: collapse;"> <tr> <td></td> <td style="text-align:center;">BW</td> <td style="text-align:center;">Scrotal</td> <td style="text-align:center;">Milk</td> <td style="text-align:center;">200G</td> <td style="text-align:center;">400G</td> <td style="text-align:center;">600G</td> <td style="text-align:center;">EMA</td> <td style="text-align:center;">Rib</td> <td style="text-align:center;">Rump</td> <td style="text-align:center;">RBY</td> <td style="text-align:center;">IMF</td> </tr> <tr> <td>EBV</td> <td style="text-align:center;">5.3</td> <td style="text-align:center;">11</td> <td style="text-align:center;">31</td> <td style="text-align:center;">49</td> <td style="text-align:center;">66</td> <td style="text-align:center;">66</td> <td style="text-align:center;">68%</td> <td style="text-align:center;">54%</td> <td style="text-align:center;">54%</td> <td style="text-align:center;">54%</td> <td style="text-align:center;">54%</td> </tr> <tr> <td>ACC%</td> <td style="text-align:center;">68%</td> <td style="text-align:center;">37%</td> <td style="text-align:center;">57%</td> <td style="text-align:center;">53%</td> <td style="text-align:center;">54%</td> <td style="text-align:center;">54%</td> <td style="text-align:center;">54%</td> <td style="text-align:center;">54%</td> <td style="text-align:center;">54%</td> <td style="text-align:center;">54%</td> <td style="text-align:center;">54%</td> </tr> </table>						BW	Scrotal	Milk	200G	400G	600G	EMA	Rib	Rump	RBY	IMF	EBV	5.3	11	31	49	66	66	68%	54%	54%	54%	54%	ACC%	68%	37%	57%	53%	54%	54%	54%	54%	54%	54%	54%
	BW	Scrotal	Milk	200G	400G	600G	EMA	Rib	Rump	RBY	IMF																													
EBV	5.3	11	31	49	66	66	68%	54%	54%	54%	54%																													
ACC%	68%	37%	57%	53%	54%	54%	54%	54%	54%	54%	54%																													

105	BOWMONT QUEEN K012 (AI) (H)	Calved: 05/07/2014	Tattoo: K012	ID No: GRKK012	<p>LYONBANK JACK KNIFE (AI) (H) COURALLIE POMPEII (H) COURALLIE JEANNA L238 ET5 (ET) (H) BUNDARRA D TOP GUN (AI) (H) GH COSMO LAD 30C (IMP CAN) (H) BUNDARRA CHOICE Q94 (AI) (H) TALBALBA CHOICE 26 (H) SUGARLOAF CRACOV A231 (H) GUNYAH WINCHESTER (H) GUNYAH LOYAL Y319 (H) BOWMONT QUEEN H045 (H) BOWMONT VICTORY BLEND B684 (H) BOWMONT QUEEN E037 (AI) (H) BOWMONT QUEEN A513 (AI) (H)</p>									
<table border="1" style="width:100%; border-collapse: collapse;"> <tr> <th colspan="2">MARKET INDEX VALUES</th> </tr> <tr> <td>Supermarket</td> <td style="text-align:right;">\$58</td> </tr> <tr> <td>Grass Fed</td> <td style="text-align:right;">\$51</td> </tr> <tr> <td>Grain Fed</td> <td style="text-align:right;">\$37</td> </tr> <tr> <td>EU</td> <td style="text-align:right;">\$66</td> </tr> </table>					MARKET INDEX VALUES		Supermarket	\$58	Grass Fed	\$51	Grain Fed	\$37	EU	\$66
MARKET INDEX VALUES														
Supermarket	\$58													
Grass Fed	\$51													
Grain Fed	\$37													
EU	\$66													
<p>Traits Observed: GL,CE,BWT,200WT,400WT,FAT,EMA,IMF</p> <p>Joining Details: AI- ALLENDALE WASHINGTON K5 11/10/16. BACK UP- ALLENDALE WASHINGTON G82 28/10/16 TO 5/1/17</p>														
Purchaser: \$:.....														

December 2016 Hereford GROUP BREEDPLAN											
	BW	Scrotal	Milk	200G	400G	600G	EMA	Rib	Rump	RBY	IMF
EBV	5.7	1.7	13	28	45	66	3.1	-0.5	-0.7	1.8	-1
ACC%	73%	54%	54%	68%	68%	67%	50%	58%	63%	55%	58%

105A	BOWMONT QUEEN M087 (P)	Calved: 29/07/2016	Tattoo: M087	ID No: GRKM087	<p>ALLENDALE YALLAROI 2 (AI) (TW) (P) ALLENDALE WALKER G77 (P) ALLENDALE MINERVA Y71 (P) ALLENDALE WATERFORD J172 (P) ALLENDALE NATIONAL W168 (P) ALLENDALE FLORRIE Z10 (AI) (P) ALLENDALE FLORRIE W160 (AI) (P) COURALLIE POMPEII (H) BUNDARRA D TOP GUN (AI) (H) BUNDARRA CHOICE Q94 (AI) (H) BOWMONT QUEEN K012 (AI) (H) GUNYAH WINCHESTER (H) BOWMONT QUEEN H045 (H) BOWMONT QUEEN E037 (AI) (H)</p>									
<table border="1" style="width:100%; border-collapse: collapse;"> <tr> <th colspan="2">MARKET INDEX VALUES</th> </tr> <tr> <td>Supermarket</td> <td style="text-align:right;">\$66</td> </tr> <tr> <td>Grass Fed</td> <td style="text-align:right;">\$61</td> </tr> <tr> <td>Grain Fed</td> <td style="text-align:right;">\$60</td> </tr> <tr> <td>EU</td> <td style="text-align:right;">\$75</td> </tr> </table>					MARKET INDEX VALUES		Supermarket	\$66	Grass Fed	\$61	Grain Fed	\$60	EU	\$75
MARKET INDEX VALUES														
Supermarket	\$66													
Grass Fed	\$61													
Grain Fed	\$60													
EU	\$75													
<p>Traits Observed: CE,BWT</p>														
Purchaser:														

December 2016 Hereford GROUP BREEDPLAN											
	BW	Scrotal	Milk	200G	400G	600G	EMA	Rib	Rump	RBY	IMF
EBV	4.6	1.1	11	29	46	63					
ACC%	68%		36%	57%	53%	54%					

106	BOWMONT QUEEN K023 (AI) (TW) (H)	Calved: 07/07/2014	Tattoo: K023	ID No: GRKK023	<p>LYONBANK JACK KNIFE (AI) (H) COURALLIE POMPEII (H) COURALLIE JEANNA L238 ET5 (ET) (H) BUNDARRA D TOP GUN (AI) (H) GH COSMO LAD 30C (IMP CAN) (H) BUNDARRA CHOICE Q94 (AI) (H) TALBALBA CHOICE 26 (H) HAVEN WIZARD (DH) (IMP GBR) (H) BOWMONT WIZARD C076 (AI) (H) BOWMONT L MINERVA X208 (AI) (H) BOWMONT QUEEN F024 (AI) (H) GLENDAN PARK STORM W134 (H) BOWMONT QUEEN C117 (H) BOWMONT QUEEN X253 (H)</p>									
<table border="1" style="width:100%; border-collapse: collapse;"> <tr> <th colspan="2">MARKET INDEX VALUES</th> </tr> <tr> <td>Supermarket</td> <td style="text-align:right;">\$73</td> </tr> <tr> <td>Grass Fed</td> <td style="text-align:right;">\$64</td> </tr> <tr> <td>Grain Fed</td> <td style="text-align:right;">\$61</td> </tr> <tr> <td>EU</td> <td style="text-align:right;">\$79</td> </tr> </table>					MARKET INDEX VALUES		Supermarket	\$73	Grass Fed	\$64	Grain Fed	\$61	EU	\$79
MARKET INDEX VALUES														
Supermarket	\$73													
Grass Fed	\$64													
Grain Fed	\$61													
EU	\$79													
<p>Traits Observed: BWT,200WT,400WT,FAT,EMA,IMF</p> <p>Joining Details: AI- BOWMONT ECLIPSE K016 11/10/16. BACK UP- ALLENDALE WASHINGTON G82 28/10/16 5/1/17</p>														
Purchaser: \$:.....														

December 2016 Hereford GROUP BREEDPLAN											
	BW	Scrotal	Milk	200G	400G	600G	EMA	Rib	Rump	RBY	IMF
EBV	7	2	15	35	58	83	3.4	-0.1	-0.1	1.4	-0.5
ACC%	72%	53%	54%	68%	67%	67%	49%	58%	62%	55%	57%

106A	BOWMONT QUEEN M050 (P)	Calved: 19/07/2016	Tattoo: M050	ID No: GRKM050	<p>ALLENDALE YALLAROI 2 (AI) (TW) (P) ALLENDALE WALKER G77 (P) ALLENDALE MINERVA Y71 (P) ALLENDALE WATERFORD J172 (P) ALLENDALE NATIONAL W168 (P) ALLENDALE FLORRIE Z10 (AI) (P) ALLENDALE FLORRIE W160 (AI) (P) COURALLIE POMPEII (H) BUNDARRA D TOP GUN (AI) (H) BUNDARRA CHOICE Q94 (AI) (H) BOWMONT QUEEN K023 (AI) (TW) (H) BOWMONT WIZARD C076 (AI) (H) BOWMONT QUEEN F024 (AI) (H) BOWMONT QUEEN C117 (H)</p>									
<table border="1" style="width:100%; border-collapse: collapse;"> <tr> <th colspan="2">MARKET INDEX VALUES</th> </tr> <tr> <td>Supermarket</td> <td style="text-align:right;">\$73</td> </tr> <tr> <td>Grass Fed</td> <td style="text-align:right;">\$67</td> </tr> <tr> <td>Grain Fed</td> <td style="text-align:right;">\$71</td> </tr> <tr> <td>EU</td> <td style="text-align:right;">\$81</td> </tr> </table>					MARKET INDEX VALUES		Supermarket	\$73	Grass Fed	\$67	Grain Fed	\$71	EU	\$81
MARKET INDEX VALUES														
Supermarket	\$73													
Grass Fed	\$67													
Grain Fed	\$71													
EU	\$81													
<p>Traits Observed: CE,BWT</p>														
Purchaser:														

December 2016 Hereford GROUP BREEDPLAN											
	BW	Scrotal	Milk	200G	400G	600G	EMA	Rib	Rump	RBY	IMF
EBV	6.8		12	36	58	79					
ACC%	68%		36%	57%	53%	54%					

107	BOWMONT QUEEN K030 (AI) (S)	Calved: 08/07/2014	Tattoo: K030	ID No: GRKK030	<p style="text-align:right;">WIRRUNA ABERCORN (AI) (P) ALLENDALE YEMEN E39 (P) ALLENDALE FANCY A158 (AI) (ET) (S) ALLENDALE COLLINGWOOD G20 (AI) (P) HEATHERDALE MAGNUM C97 (P) ALLENDALE BLUE MIST E13 (P) HEATHERDALE BLUE MIST C25 (AI) (P) FOXFORTH VALUABLE (H) TALBALBA VARMINT (H) BUNDARRA MONICA V70 (H) BOWMONT QUEEN H068 (H) COURALLIE VANCOUVER Z438 (H) BOWMONT QUEEN D087 (H) BOWMONT QUEEN B630 (H)</p>																																			
<table border="1" style="width:100%; border-collapse: collapse;"> <tr> <th colspan="2">MARKET INDEX VALUES</th> </tr> <tr> <td>Supermarket</td> <td style="text-align:right;">\$64</td> </tr> <tr> <td>Grass Fed</td> <td style="text-align:right;">\$61</td> </tr> <tr> <td>Grain Fed</td> <td style="text-align:right;">\$79</td> </tr> <tr> <td>EU</td> <td style="text-align:right;">\$72</td> </tr> </table>					MARKET INDEX VALUES		Supermarket	\$64	Grass Fed	\$61	Grain Fed	\$79	EU	\$72																										
MARKET INDEX VALUES																																								
Supermarket	\$64																																							
Grass Fed	\$61																																							
Grain Fed	\$79																																							
EU	\$72																																							
<p>Traits Observed: GL,CE,BWT,200WT,400WT,FAT,EMA,IMF</p> <p>Joining Details: AI- BOWMONT HUSTLER L026 11/10/16. BACK UP- ALLENDALE WASHINGTON G82 28/10/16 TO 5/1/17</p>																																								
<p>Purchaser: \$:.....</p>																																								
December 2016 Hereford GROUP BREEDPLAN																																								
<table border="1" style="width:100%; border-collapse: collapse;"> <tr> <td></td> <td style="text-align:center;">BW</td> <td style="text-align:center;">Scrotal</td> <td style="text-align:center;">Milk</td> <td style="text-align:center;">200G</td> <td style="text-align:center;">400G</td> <td style="text-align:center;">600G</td> <td style="text-align:center;">EMA</td> <td style="text-align:center;">Rib</td> <td style="text-align:center;">Rump</td> <td style="text-align:center;">RBY</td> <td style="text-align:center;">IMF</td> </tr> <tr> <td>EBV</td> <td style="text-align:center;">4.5</td> <td style="text-align:center;">1.3</td> <td style="text-align:center;">16</td> <td style="text-align:center;">28</td> <td style="text-align:center;">42</td> <td style="text-align:center;">59</td> <td style="text-align:center;">2.5</td> <td style="text-align:center;">0.3</td> <td style="text-align:center;">0.4</td> <td style="text-align:center;">0.2</td> <td style="text-align:center;">0.9</td> </tr> <tr> <td>ACC%</td> <td style="text-align:center;">73%</td> <td style="text-align:center;">52%</td> <td style="text-align:center;">39%</td> <td style="text-align:center;">67%</td> <td style="text-align:center;">67%</td> <td style="text-align:center;">65%</td> <td style="text-align:center;">46%</td> <td style="text-align:center;">55%</td> <td style="text-align:center;">60%</td> <td style="text-align:center;">52%</td> <td style="text-align:center;">55%</td> </tr> </table>						BW	Scrotal	Milk	200G	400G	600G	EMA	Rib	Rump	RBY	IMF	EBV	4.5	1.3	16	28	42	59	2.5	0.3	0.4	0.2	0.9	ACC%	73%	52%	39%	67%	67%	65%	46%	55%	60%	52%	55%
	BW	Scrotal	Milk	200G	400G	600G	EMA	Rib	Rump	RBY	IMF																													
EBV	4.5	1.3	16	28	42	59	2.5	0.3	0.4	0.2	0.9																													
ACC%	73%	52%	39%	67%	67%	65%	46%	55%	60%	52%	55%																													

107A	BOWMONT QUEEN M091 (P)	Calved: 01/08/2016	Tattoo: M091	ID No: GRKM091	<p style="text-align:right;">ALLENDALE YALLAROI 2 (AI) (TW) (P) ALLENDALE WALKER G77 (P) ALLENDALE MINERVA Y71 (P) ALLENDALE WATERFORD J172 (P) ALLENDALE NATIONAL W168 (P) ALLENDALE FLORRIE Z10 (AI) (P) ALLENDALE FLORRIE W160 (AI) (P) ALLENDALE YEMEN E39 (P) ALLENDALE COLLINGWOOD G20 (AI) (P) ALLENDALE BLUE MIST E13 (P) BOWMONT QUEEN K030 (AI) (S) TALBALBA VARMINT (H) BOWMONT QUEEN H068 (H) BOWMONT QUEEN D087 (H)</p>																																			
<table border="1" style="width:100%; border-collapse: collapse;"> <tr> <th colspan="2">MARKET INDEX VALUES</th> </tr> <tr> <td>Supermarket</td> <td style="text-align:right;">\$67</td> </tr> <tr> <td>Grass Fed</td> <td style="text-align:right;">\$65</td> </tr> <tr> <td>Grain Fed</td> <td style="text-align:right;">\$78</td> </tr> <tr> <td>EU</td> <td style="text-align:right;">\$76</td> </tr> </table>					MARKET INDEX VALUES		Supermarket	\$67	Grass Fed	\$65	Grain Fed	\$78	EU	\$76																										
MARKET INDEX VALUES																																								
Supermarket	\$67																																							
Grass Fed	\$65																																							
Grain Fed	\$78																																							
EU	\$76																																							
<p>Traits Observed: CE,BWT</p>																																								
<p>Purchaser:</p>																																								
December 2016 Hereford GROUP BREEDPLAN																																								
<table border="1" style="width:100%; border-collapse: collapse;"> <tr> <td></td> <td style="text-align:center;">BW</td> <td style="text-align:center;">Scrotal</td> <td style="text-align:center;">Milk</td> <td style="text-align:center;">200G</td> <td style="text-align:center;">400G</td> <td style="text-align:center;">600G</td> <td style="text-align:center;">EMA</td> <td style="text-align:center;">Rib</td> <td style="text-align:center;">Rump</td> <td style="text-align:center;">RBY</td> <td style="text-align:center;">IMF</td> </tr> <tr> <td>EBV</td> <td style="text-align:center;">3.6</td> <td></td> <td style="text-align:center;">12</td> <td style="text-align:center;">28</td> <td style="text-align:center;">43</td> <td style="text-align:center;">57</td> <td></td> <td></td> <td></td> <td></td> <td></td> </tr> <tr> <td>ACC%</td> <td style="text-align:center;">68%</td> <td></td> <td style="text-align:center;">31%</td> <td style="text-align:center;">57%</td> <td style="text-align:center;">53%</td> <td style="text-align:center;">53%</td> <td></td> <td></td> <td></td> <td></td> <td></td> </tr> </table>						BW	Scrotal	Milk	200G	400G	600G	EMA	Rib	Rump	RBY	IMF	EBV	3.6		12	28	43	57						ACC%	68%		31%	57%	53%	53%					
	BW	Scrotal	Milk	200G	400G	600G	EMA	Rib	Rump	RBY	IMF																													
EBV	3.6		12	28	43	57																																		
ACC%	68%		31%	57%	53%	53%																																		

108	BOWMONT QUEEN K037 (AI) (H)	Calved: 09/07/2014	Tattoo: K037	ID No: GRKK037	<p style="text-align:right;">STR STANDARD 256B DOM LAD 68L (H) STANDARD 68L DOM LAD 38T (IMP CAN) (H) K 64H RIBSTONE LADY 112N (H) BOWMONT DOM LAD G085 (AI) (H) ALKIRA VIKING (AI) (H) BOWMONT MARITANA Z486 (AI) (H) BOWMONT MARITANA 331 (H) YARRAM HIGH ENERGY 54B R400 (H) BOWMONT HIGH ENERGY W185 (H) BOWMONT QUEEN 184 (AI) (H) BOWMONT QUEEN E035 (AI) (H) SMITHSTON VICTORY BLEND ET (ET) (H) BOWMONT QUEEN B629 (H) BOWMONT QUEEN Y333 (AI) (H)</p>																																			
<table border="1" style="width:100%; border-collapse: collapse;"> <tr> <th colspan="2">MARKET INDEX VALUES</th> </tr> <tr> <td>Supermarket</td> <td style="text-align:right;">\$78</td> </tr> <tr> <td>Grass Fed</td> <td style="text-align:right;">\$74</td> </tr> <tr> <td>Grain Fed</td> <td style="text-align:right;">\$96</td> </tr> <tr> <td>EU</td> <td style="text-align:right;">\$87</td> </tr> </table>					MARKET INDEX VALUES		Supermarket	\$78	Grass Fed	\$74	Grain Fed	\$96	EU	\$87																										
MARKET INDEX VALUES																																								
Supermarket	\$78																																							
Grass Fed	\$74																																							
Grain Fed	\$96																																							
EU	\$87																																							
<p>Traits Observed: GL,CE,BWT,200WT,400WT,FAT,EMA,IMF</p> <p>Joining Details: AI- ALLENDALE WASHINGTON K5 10/10/16. BACK UP- ALLENDALE WASHINGTON G82 28/10/16 TO 5/1/17</p>																																								
<p>Purchaser: \$:.....</p>																																								
December 2016 Hereford GROUP BREEDPLAN																																								
<table border="1" style="width:100%; border-collapse: collapse;"> <tr> <td></td> <td style="text-align:center;">BW</td> <td style="text-align:center;">Scrotal</td> <td style="text-align:center;">Milk</td> <td style="text-align:center;">200G</td> <td style="text-align:center;">400G</td> <td style="text-align:center;">600G</td> <td style="text-align:center;">EMA</td> <td style="text-align:center;">Rib</td> <td style="text-align:center;">Rump</td> <td style="text-align:center;">RBY</td> <td style="text-align:center;">IMF</td> </tr> <tr> <td>EBV</td> <td style="text-align:center;">5.4</td> <td style="text-align:center;">0.2</td> <td style="text-align:center;">16</td> <td style="text-align:center;">27</td> <td style="text-align:center;">45</td> <td style="text-align:center;">72</td> <td style="text-align:center;">4.2</td> <td style="text-align:center;">0.2</td> <td style="text-align:center;">0</td> <td style="text-align:center;">1.6</td> <td style="text-align:center;">0.8</td> </tr> <tr> <td>ACC%</td> <td style="text-align:center;">73%</td> <td style="text-align:center;">55%</td> <td style="text-align:center;">45%</td> <td style="text-align:center;">68%</td> <td style="text-align:center;">68%</td> <td style="text-align:center;">68%</td> <td style="text-align:center;">48%</td> <td style="text-align:center;">57%</td> <td style="text-align:center;">62%</td> <td style="text-align:center;">53%</td> <td style="text-align:center;">56%</td> </tr> </table>						BW	Scrotal	Milk	200G	400G	600G	EMA	Rib	Rump	RBY	IMF	EBV	5.4	0.2	16	27	45	72	4.2	0.2	0	1.6	0.8	ACC%	73%	55%	45%	68%	68%	68%	48%	57%	62%	53%	56%
	BW	Scrotal	Milk	200G	400G	600G	EMA	Rib	Rump	RBY	IMF																													
EBV	5.4	0.2	16	27	45	72	4.2	0.2	0	1.6	0.8																													
ACC%	73%	55%	45%	68%	68%	68%	48%	57%	62%	53%	56%																													

108A	BOWMONT QUEEN M031 (P)	Calved: 16/07/2016	Tattoo: M031	ID No: GRKM031	<p style="text-align:right;">ALLENDALE YALLAROI 2 (AI) (TW) (P) ALLENDALE WALKER G77 (P) ALLENDALE MINERVA Y71 (P) ALLENDALE WATERFORD J172 (P) ALLENDALE NATIONAL W168 (P) ALLENDALE FLORRIE Z10 (AI) (P) ALLENDALE FLORRIE W160 (AI) (P) STANDARD 68L DOM LAD 38T (IMP CAN) (H) BOWMONT DOM LAD G085 (AI) (H) BOWMONT MARITANA Z486 (AI) (H) BOWMONT QUEEN K037 (AI) (H) BOWMONT HIGH ENERGY W185 (H) BOWMONT QUEEN E035 (AI) (H) BOWMONT QUEEN B629 (H)</p>																																			
<table border="1" style="width:100%; border-collapse: collapse;"> <tr> <th colspan="2">MARKET INDEX VALUES</th> </tr> <tr> <td>Supermarket</td> <td style="text-align:right;">\$75</td> </tr> <tr> <td>Grass Fed</td> <td style="text-align:right;">\$72</td> </tr> <tr> <td>Grain Fed</td> <td style="text-align:right;">\$88</td> </tr> <tr> <td>EU</td> <td style="text-align:right;">\$85</td> </tr> </table>					MARKET INDEX VALUES		Supermarket	\$75	Grass Fed	\$72	Grain Fed	\$88	EU	\$85																										
MARKET INDEX VALUES																																								
Supermarket	\$75																																							
Grass Fed	\$72																																							
Grain Fed	\$88																																							
EU	\$85																																							
<p>Traits Observed: CE,BWT</p>																																								
<p>Purchaser:</p>																																								
December 2016 Hereford GROUP BREEDPLAN																																								
<table border="1" style="width:100%; border-collapse: collapse;"> <tr> <td></td> <td style="text-align:center;">BW</td> <td style="text-align:center;">Scrotal</td> <td style="text-align:center;">Milk</td> <td style="text-align:center;">200G</td> <td style="text-align:center;">400G</td> <td style="text-align:center;">600G</td> <td style="text-align:center;">EMA</td> <td style="text-align:center;">Rib</td> <td style="text-align:center;">Rump</td> <td style="text-align:center;">RBY</td> <td style="text-align:center;">IMF</td> </tr> <tr> <td>EBV</td> <td style="text-align:center;">4.1</td> <td></td> <td style="text-align:center;">12</td> <td style="text-align:center;">27</td> <td style="text-align:center;">46</td> <td style="text-align:center;">64</td> <td></td> <td></td> <td></td> <td></td> <td></td> </tr> <tr> <td>ACC%</td> <td style="text-align:center;">68%</td> <td></td> <td style="text-align:center;">33%</td> <td style="text-align:center;">57%</td> <td style="text-align:center;">53%</td> <td style="text-align:center;">54%</td> <td></td> <td></td> <td></td> <td></td> <td></td> </tr> </table>						BW	Scrotal	Milk	200G	400G	600G	EMA	Rib	Rump	RBY	IMF	EBV	4.1		12	27	46	64						ACC%	68%		33%	57%	53%	54%					
	BW	Scrotal	Milk	200G	400G	600G	EMA	Rib	Rump	RBY	IMF																													
EBV	4.1		12	27	46	64																																		
ACC%	68%		33%	57%	53%	54%																																		

109 BOWMONT QUEEN K040 (AI) (H#)
 Calved: 10/07/2014 Tattoo: K040 ID No: GRKK040

MARKET INDEX VALUES	
Supermarket	\$96
Grass Fed	\$90
Grain Fed	\$113
EU	\$109

Traits Observed: GL,CE,BWT,200WT,400WT,FAT,EMA,IMF

Joining Details:
 AI- ALLENDALE WASHINGTON K5 10/10/16.
 BACK UP- ALLENDALE WASHINGTON G82 28/10/16 TO 5/1/17

BOWMONT DOM LAD G085 (AI) (H)
 STR STANDARD 256B DOM LAD 68L (H)
 STANDARD 68L DOM LAD 38T (IMP CAN) (H)
 K 64H RIBSTONE LADY 112N (H)
 ALKIRA VIKING (AI) (H)
 BOWMONT MARITANA Z486 (AI) (H)
 BOWMONT MARITANA 331 (H)
 VALMA SOUTHERN STAR (AI) (ET) (P)
 BOWEN VINCENT V1 (S)
 BOWEN PRINCESS P146 (P)

BOWMONT QUEEN D003 (AI) (H#)
 COOTHARABA ELGIN 2 (H)
 BOWMONT QUEEN B659 (AI) (TW) (H)
 BOWMONT QUEEN 191 (AI) (H)

Purchaser: \$:.....

December 2016 Hereford GROUP BREEDPLAN											
	BW	Scrotal	Milk	200G	400G	600G	EMA	Rib	Rump	RBV	IMF
EBV	8	2.3	19	36	58	92	3.8	0.3	0.2	1.4	0.7
ACC%	73%	55%	46%	68%	67%	67%	48%	56%	60%	52%	55%

109A BOWMONT QUEEN M115 (P)
 Calved: 11/08/2016 Tattoo: M115 ID No: GRKM115

MARKET INDEX VALUES	
Supermarket	\$84
Grass Fed	\$78
Grain Fed	\$95
EU	\$94

Traits Observed: CE,BWT

ALLLENDALE YALLARO I 2 (AI) (TW) (P)
 ALLENDALE WALKER G77 (P)
 ALLENDALE MINERVA Y71 (P)

ALLLENDALE WATERFORD J172 (P)
 ALLENDALE NATIONAL W168 (P)
 ALLENDALE FLORRIE Z10 (AI) (P)
 ALLENDALE FLORRIE W160 (AI) (P)

STANDARD 68L DOM LAD 38T (IMP CAN) (H)
 BOWMONT DOM LAD G085 (AI) (H)
 BOWMONT MARITANA Z486 (AI) (H)

BOWMONT QUEEN K040 (AI) (H#)
 BOWEN VINCENT V1 (S)
 BOWMONT QUEEN D003 (AI) (H#)
 BOWMONT QUEEN B659 (AI) (TW) (H)

Purchaser: \$:.....

December 2016 Hereford GROUP BREEDPLAN											
	BW	Scrotal	Milk	200G	400G	600G	EMA	Rib	Rump	RBV	IMF
EBV	7.4	1.4	37	58	84						
ACC%	68%	33%	57%	53%	54%						

110 BOWMONT QUEEN K050 (AI) (H)
 Calved: 11/07/2014 Tattoo: K050 ID No: GRKK050

MARKET INDEX VALUES	
Supermarket	\$82
Grass Fed	\$73
Grain Fed	\$79
EU	\$87

Traits Observed: GL,CE,BWT,200WT,400WT,FAT,EMA,IMF

Joining Details:
 AI- ALLENDALE WASHINGTON K5 13/10/16.
 BACK UP- RUSSLYN JUMBUCK J19 31/10/16 TO 5/1/17

LYONBANK JACK KNIFE (AI) (H)
 COURALLIE POMPEII (H)
 COURALLIE JEANNA L238 ET5 (ET) (H)

BUNDARRA D TOP GUN (AI) (H)
 GH COSMO LAD 30C (IMP CAN) (H)
 BUNDARRA CHOICE Q94 (AI) (H)
 TALBALBA CHOICE 26 (H)

GLENDAN PARK STORM W134 (H)
 BOWMONT STORM C093 (H)
 BOWMONT MARITANA W168 (AI) (H)

BOWMONT QUEEN G127 (H)
 INJEMIRA DUKE J273 ET1 (ET) (H)
 BOWMONT QUEEN A546 (AI) (H)
 BOWMONT QUEEN 183 (H)

Purchaser: \$:.....

December 2016 Hereford GROUP BREEDPLAN											
	BW	Scrotal	Milk	200G	400G	600G	EMA	Rib	Rump	RBV	IMF
EBV	8.2	1.6	17	40	64	94	4.2	0.5	0.9	0.9	0.2
ACC%	73%	55%	56%	69%	69%	68%	52%	60%	64%	57%	59%

110A BOWMONT QUEEN M012 (P)
 Calved: 09/07/2016 Tattoo: M012 ID No: GRKM012

MARKET INDEX VALUES	
Supermarket	\$78
Grass Fed	\$72
Grain Fed	\$80
EU	\$85

Traits Observed: CE,BWT

ALLLENDALE YALLARO I 2 (AI) (TW) (P)
 ALLENDALE WALKER G77 (P)
 ALLENDALE MINERVA Y71 (P)

ALLLENDALE WATERFORD J172 (P)
 ALLENDALE NATIONAL W168 (P)
 ALLENDALE FLORRIE Z10 (AI) (P)
 ALLENDALE FLORRIE W160 (AI) (P)

COURALLIE POMPEII (H)
 BUNDARRA D TOP GUN (AI) (H)
 BUNDARRA CHOICE Q94 (AI) (H)

BOWMONT QUEEN K050 (AI) (H)
 BOWMONT STORM C093 (H)
 BOWMONT QUEEN G127 (H)
 BOWMONT QUEEN A546 (AI) (H)

Purchaser:

December 2016 Hereford GROUP BREEDPLAN											
	BW	Scrotal	Milk	200G	400G	600G	EMA	Rib	Rump	RBV	IMF
EBV	6.8	1.3	37	59	82						
ACC%	68%	37%	57%	53%	54%						

111	BOWMONT QUEEN K065 (AI) (H)	Calved: 13/07/2014	Tattoo: K065	ID No: GRKK065	<p>LYONBANK JACK KNIFE (AI) (H) COURALLIE POMPEII (H) COURALLIE JEANNA L238 ET5 (ET) (H) BUNDARRA D TOP GUN (AI) (H) GH COSMO LAD 30C (IMP CAN) (H) BUNDARRA CHOICE Q94 (AI) (H) TALBALBA CHOICE 26 (H)</p> <p>SMITHSTON VICTORY BLEND ET (ET) (H) BOWMONT VICTORY BLEND Z458 (H) BOWMONT QUEEN 203 (H)</p> <p>BOWMONT QUEEN C114 (AI) (H) BRAMBLE NEWCASTER N177 ET6 (AI) (ET) (H) BOWMONT QUEEN X250 (AI) (H) BOWMONT QUEEN 190 (AI) (H)</p>																																			
<table border="1" style="width:100%; border-collapse: collapse;"> <tr> <th colspan="2">MARKET INDEX VALUES</th> </tr> <tr> <td>Supermarket</td> <td style="text-align: right;">\$79</td> </tr> <tr> <td>Grass Fed</td> <td style="text-align: right;">\$74</td> </tr> <tr> <td>Grain Fed</td> <td style="text-align: right;">\$78</td> </tr> <tr> <td>EU</td> <td style="text-align: right;">\$87</td> </tr> </table>					MARKET INDEX VALUES		Supermarket	\$79	Grass Fed	\$74	Grain Fed	\$78	EU	\$87																										
MARKET INDEX VALUES																																								
Supermarket	\$79																																							
Grass Fed	\$74																																							
Grain Fed	\$78																																							
EU	\$87																																							
<p>Traits Observed: GL,CE,BWT,200WT,400WT,FAT,EMA,IMF</p> <p>Joining Details: AI- BOWMONT HUSTLER L026 20/10/16. BACK UP- ALLENDALE COLLINGWOOD G20 6/11/16 TO 5/1/17</p>																																								
<p>Purchaser: \$:.....</p>																																								
December 2016 Hereford GROUP BREEDPLAN																																								
<table border="1" style="width:100%; border-collapse: collapse;"> <tr> <td></td> <td style="text-align: center;">BW</td> <td style="text-align: center;">Scrotal</td> <td style="text-align: center;">Milk</td> <td style="text-align: center;">200G</td> <td style="text-align: center;">400G</td> <td style="text-align: center;">600G</td> <td style="text-align: center;">EMA</td> <td style="text-align: center;">Rib</td> <td style="text-align: center;">Rump</td> <td style="text-align: center;">RBY</td> <td style="text-align: center;">IMF</td> </tr> <tr> <td>EBV</td> <td style="text-align: center;">5.1</td> <td style="text-align: center;">1.3</td> <td style="text-align: center;">17</td> <td style="text-align: center;">30</td> <td style="text-align: center;">49</td> <td style="text-align: center;">71</td> <td style="text-align: center;">4.3</td> <td style="text-align: center;">0.4</td> <td style="text-align: center;">0.7</td> <td style="text-align: center;">1.3</td> <td style="text-align: center;">0</td> </tr> <tr> <td>ACC%</td> <td style="text-align: center;">72%</td> <td style="text-align: center;">57%</td> <td style="text-align: center;">59%</td> <td style="text-align: center;">69%</td> <td style="text-align: center;">69%</td> <td style="text-align: center;">68%</td> <td style="text-align: center;">51%</td> <td style="text-align: center;">59%</td> <td style="text-align: center;">64%</td> <td style="text-align: center;">56%</td> <td style="text-align: center;">59%</td> </tr> </table>						BW	Scrotal	Milk	200G	400G	600G	EMA	Rib	Rump	RBY	IMF	EBV	5.1	1.3	17	30	49	71	4.3	0.4	0.7	1.3	0	ACC%	72%	57%	59%	69%	69%	68%	51%	59%	64%	56%	59%
	BW	Scrotal	Milk	200G	400G	600G	EMA	Rib	Rump	RBY	IMF																													
EBV	5.1	1.3	17	30	49	71	4.3	0.4	0.7	1.3	0																													
ACC%	72%	57%	59%	69%	69%	68%	51%	59%	64%	56%	59%																													

111A	BOWMONT QUEEN M143 (TW) (P)	Calved: 27/08/2016	Tattoo: M143	ID No: GRKM143	<p>ALLENDALE YALLARO I 2 (AI) (TW) (P) ALLENDALE WALKER G77 (P) ALLENDALE MINERVA Y71 (P) ALLENDALE WATERFORD J172 (P) ALLENDALE NATIONAL W168 (P) ALLENDALE FLORRIE Z10 (AI) (P) ALLENDALE FLORRIE W160 (AI) (P)</p> <p>COURALLIE POMPEII (H) BUNDARRA D TOP GUN (AI) (H) BUNDARRA CHOICE Q94 (AI) (H)</p> <p>BOWMONT QUEEN K065 (AI) (H) BOWMONT VICTORY BLEND Z458 (H) BOWMONT QUEEN C114 (AI) (H) BOWMONT QUEEN X250 (AI) (H)</p>																																			
<table border="1" style="width:100%; border-collapse: collapse;"> <tr> <th colspan="2">MARKET INDEX VALUES</th> </tr> <tr> <td>Supermarket</td> <td style="text-align: right;">\$76</td> </tr> <tr> <td>Grass Fed</td> <td style="text-align: right;">\$72</td> </tr> <tr> <td>Grain Fed</td> <td style="text-align: right;">\$79</td> </tr> <tr> <td>EU</td> <td style="text-align: right;">\$85</td> </tr> </table>					MARKET INDEX VALUES		Supermarket	\$76	Grass Fed	\$72	Grain Fed	\$79	EU	\$85																										
MARKET INDEX VALUES																																								
Supermarket	\$76																																							
Grass Fed	\$72																																							
Grain Fed	\$79																																							
EU	\$85																																							
<p>Traits Observed: BWT</p>																																								
<p>Purchaser:</p>																																								
December 2016 Hereford GROUP BREEDPLAN																																								
<table border="1" style="width:100%; border-collapse: collapse;"> <tr> <td></td> <td style="text-align: center;">BW</td> <td style="text-align: center;">Scrotal</td> <td style="text-align: center;">Milk</td> <td style="text-align: center;">200G</td> <td style="text-align: center;">400G</td> <td style="text-align: center;">600G</td> <td style="text-align: center;">EMA</td> <td style="text-align: center;">Rib</td> <td style="text-align: center;">Rump</td> <td style="text-align: center;">RBY</td> <td style="text-align: center;">IMF</td> </tr> <tr> <td>EBV</td> <td style="text-align: center;">4.5</td> <td></td> <td style="text-align: center;">13</td> <td style="text-align: center;">30</td> <td style="text-align: center;">49</td> <td style="text-align: center;">66</td> <td></td> <td></td> <td></td> <td></td> <td></td> </tr> <tr> <td>ACC%</td> <td style="text-align: center;">62%</td> <td></td> <td style="text-align: center;">37%</td> <td style="text-align: center;">54%</td> <td style="text-align: center;">51%</td> <td style="text-align: center;">51%</td> <td></td> <td></td> <td></td> <td></td> <td></td> </tr> </table>						BW	Scrotal	Milk	200G	400G	600G	EMA	Rib	Rump	RBY	IMF	EBV	4.5		13	30	49	66						ACC%	62%		37%	54%	51%	51%					
	BW	Scrotal	Milk	200G	400G	600G	EMA	Rib	Rump	RBY	IMF																													
EBV	4.5		13	30	49	66																																		
ACC%	62%		37%	54%	51%	51%																																		

111B	BOWMONT QUEEN M144 (TW) (P)	Calved: 27/08/2016	Tattoo: M144	ID No: GRKM144	<p>ALLENDALE YALLARO I 2 (AI) (TW) (P) ALLENDALE WALKER G77 (P) ALLENDALE MINERVA Y71 (P) ALLENDALE WATERFORD J172 (P) ALLENDALE NATIONAL W168 (P) ALLENDALE FLORRIE Z10 (AI) (P) ALLENDALE FLORRIE W160 (AI) (P)</p> <p>COURALLIE POMPEII (H) BUNDARRA D TOP GUN (AI) (H) BUNDARRA CHOICE Q94 (AI) (H)</p> <p>BOWMONT QUEEN K065 (AI) (H) BOWMONT VICTORY BLEND Z458 (H) BOWMONT QUEEN C114 (AI) (H) BOWMONT QUEEN X250 (AI) (H)</p>																																			
<table border="1" style="width:100%; border-collapse: collapse;"> <tr> <th colspan="2">MARKET INDEX VALUES</th> </tr> <tr> <td>Supermarket</td> <td style="text-align: right;">\$76</td> </tr> <tr> <td>Grass Fed</td> <td style="text-align: right;">\$72</td> </tr> <tr> <td>Grain Fed</td> <td style="text-align: right;">\$79</td> </tr> <tr> <td>EU</td> <td style="text-align: right;">\$85</td> </tr> </table>					MARKET INDEX VALUES		Supermarket	\$76	Grass Fed	\$72	Grain Fed	\$79	EU	\$85																										
MARKET INDEX VALUES																																								
Supermarket	\$76																																							
Grass Fed	\$72																																							
Grain Fed	\$79																																							
EU	\$85																																							
<p>Traits Observed: BWT</p>																																								
<p>Purchaser: \$:.....</p>																																								
December 2016 Hereford GROUP BREEDPLAN																																								
<table border="1" style="width:100%; border-collapse: collapse;"> <tr> <td></td> <td style="text-align: center;">BW</td> <td style="text-align: center;">Scrotal</td> <td style="text-align: center;">Milk</td> <td style="text-align: center;">200G</td> <td style="text-align: center;">400G</td> <td style="text-align: center;">600G</td> <td style="text-align: center;">EMA</td> <td style="text-align: center;">Rib</td> <td style="text-align: center;">Rump</td> <td style="text-align: center;">RBY</td> <td style="text-align: center;">IMF</td> </tr> <tr> <td>EBV</td> <td style="text-align: center;">5.2</td> <td></td> <td style="text-align: center;">13</td> <td style="text-align: center;">32</td> <td style="text-align: center;">52</td> <td style="text-align: center;">70</td> <td></td> <td></td> <td></td> <td></td> <td></td> </tr> <tr> <td>ACC%</td> <td style="text-align: center;">62%</td> <td></td> <td style="text-align: center;">37%</td> <td style="text-align: center;">54%</td> <td style="text-align: center;">51%</td> <td style="text-align: center;">51%</td> <td></td> <td></td> <td></td> <td></td> <td></td> </tr> </table>						BW	Scrotal	Milk	200G	400G	600G	EMA	Rib	Rump	RBY	IMF	EBV	5.2		13	32	52	70						ACC%	62%		37%	54%	51%	51%					
	BW	Scrotal	Milk	200G	400G	600G	EMA	Rib	Rump	RBY	IMF																													
EBV	5.2		13	32	52	70																																		
ACC%	62%		37%	54%	51%	51%																																		

112	BOWMONT QUEEN K067 (AI) (H)	Calved: 13/07/2014	Tattoo: K067	ID No: GRKK067	<p>CHURCHILL VARIATION (TW) (H) CHURCHILL VARIATION Z120 (H) CHURCHILL ANGELA W541 (AI) (H) BOLONG VARIATION G046 (H) RACOVOLIS TAM O'SHANTER Y550 ET (ET) (H) BOLONG C012 (H) BOLONG X034 (H)</p> <p>PARK GROVE IMPRESSIONIST ET4 (ET) (H) SMITHSTON WEE DRAM ET1 (AI) (ET) (H) GLANMONNOW WAKEFUL 9 (H)</p> <p>BOWMONT QUEEN G015 (AI) (H) YAVENVALE HURRICANE (H) BOWMONT QUEEN E056 (H) BOWMONT QUEEN C002 (AI) (H)</p>																																			
<table border="1" style="width:100%; border-collapse: collapse;"> <tr> <th colspan="2">MARKET INDEX VALUES</th> </tr> <tr> <td>Supermarket</td> <td style="text-align: right;">\$70</td> </tr> <tr> <td>Grass Fed</td> <td style="text-align: right;">\$62</td> </tr> <tr> <td>Grain Fed</td> <td style="text-align: right;">\$62</td> </tr> <tr> <td>EU</td> <td style="text-align: right;">\$75</td> </tr> </table>					MARKET INDEX VALUES		Supermarket	\$70	Grass Fed	\$62	Grain Fed	\$62	EU	\$75																										
MARKET INDEX VALUES																																								
Supermarket	\$70																																							
Grass Fed	\$62																																							
Grain Fed	\$62																																							
EU	\$75																																							
<p>Traits Observed: GL,CE,BWT,200WT,400WT,FAT,EMA,IMF</p> <p>Joining Details: AI- GLENTREVOR WALLACE H427 10/10/16. BACK UP- ALLENDALE WASHINGTON G82 28/10/16 TO 5/1/17</p>																																								
<p>Purchaser: \$:.....</p>																																								
December 2016 Hereford GROUP BREEDPLAN																																								
<table border="1" style="width:100%; border-collapse: collapse;"> <tr> <td></td> <td style="text-align: center;">BW</td> <td style="text-align: center;">Scrotal</td> <td style="text-align: center;">Milk</td> <td style="text-align: center;">200G</td> <td style="text-align: center;">400G</td> <td style="text-align: center;">600G</td> <td style="text-align: center;">EMA</td> <td style="text-align: center;">Rib</td> <td style="text-align: center;">Rump</td> <td style="text-align: center;">RBY</td> <td style="text-align: center;">IMF</td> </tr> <tr> <td>EBV</td> <td style="text-align: center;">7</td> <td style="text-align: center;">1.5</td> <td style="text-align: center;">15</td> <td style="text-align: center;">36</td> <td style="text-align: center;">57</td> <td style="text-align: center;">82</td> <td style="text-align: center;">2.5</td> <td style="text-align: center;">0.5</td> <td style="text-align: center;">1</td> <td style="text-align: center;">0.6</td> <td style="text-align: center;">-0.3</td> </tr> <tr> <td>ACC%</td> <td style="text-align: center;">73%</td> <td style="text-align: center;">50%</td> <td style="text-align: center;">37%</td> <td style="text-align: center;">67%</td> <td style="text-align: center;">67%</td> <td style="text-align: center;">65%</td> <td style="text-align: center;">45%</td> <td style="text-align: center;">55%</td> <td style="text-align: center;">60%</td> <td style="text-align: center;">51%</td> <td style="text-align: center;">54%</td> </tr> </table>						BW	Scrotal	Milk	200G	400G	600G	EMA	Rib	Rump	RBY	IMF	EBV	7	1.5	15	36	57	82	2.5	0.5	1	0.6	-0.3	ACC%	73%	50%	37%	67%	67%	65%	45%	55%	60%	51%	54%
	BW	Scrotal	Milk	200G	400G	600G	EMA	Rib	Rump	RBY	IMF																													
EBV	7	1.5	15	36	57	82	2.5	0.5	1	0.6	-0.3																													
ACC%	73%	50%	37%	67%	67%	65%	45%	55%	60%	51%	54%																													

112A	BOWMONT QUEEN M084 (P)																																													
	Calved: 28/07/2016	Tattoo: M084	ID No: GRKM084																																											
	<table border="1" style="width:100%; border-collapse: collapse;"> <tr><th colspan="2">MARKET INDEX VALUES</th></tr> <tr><td>Supermarket</td><td style="text-align:right">\$71</td></tr> <tr><td>Grass Fed</td><td style="text-align:right">\$66</td></tr> <tr><td>Grain Fed</td><td style="text-align:right">\$70</td></tr> <tr><td>EU</td><td style="text-align:right">\$78</td></tr> </table>		MARKET INDEX VALUES		Supermarket	\$71	Grass Fed	\$66	Grain Fed	\$70	EU	\$78	Traits Observed: CE,BWT		ALLENDALE YALLARO I 2 (AI) (TW) (P) ALLENDALE WALKER G77 (P) ALLENDALE MINERVA Y71 (P) ALLENDALE WATERFORD J172 (P) ALLENDALE NATIONAL W168 (P) ALLENDALE FLORRIE Z10 (AI) (P) ALLENDALE FLORRIE W160 (AI) (P) CHURCHILL VARIATION Z120 (H) BOLONG VARIATION G046 (H) BOLONG C012 (H) BOWMONT QUEEN K067 (AI) (H) SMITHSTON WEE DRAM ET1 (AI) (ET) (H) BOWMONT QUEEN G015 (AI) (H) BOWMONT QUEEN E056 (H)																															
MARKET INDEX VALUES																																														
Supermarket	\$71																																													
Grass Fed	\$66																																													
Grain Fed	\$70																																													
EU	\$78																																													
Purchaser: \$:.....																																														
December 2016 Hereford GROUP BREEDPLAN																																														
<table border="1" style="width:100%; border-collapse: collapse;"> <tr> <th></th> <th>BW</th> <th>Scrotal</th> <th>Milk</th> <th>200G</th> <th>400G</th> <th>600G</th> <th>EMA</th> <th>Rib</th> <th>Rump</th> <th>RBY</th> <th>IMF</th> </tr> <tr> <td>EBV</td> <td>5.1</td> <td></td> <td>11</td> <td>32</td> <td>52</td> <td>70</td> <td></td> <td></td> <td></td> <td></td> <td></td> </tr> <tr> <td>ACC%</td> <td>68%</td> <td></td> <td>30%</td> <td>57%</td> <td>53%</td> <td>53%</td> <td></td> <td></td> <td></td> <td></td> <td></td> </tr> </table>												BW	Scrotal	Milk	200G	400G	600G	EMA	Rib	Rump	RBY	IMF	EBV	5.1		11	32	52	70						ACC%	68%		30%	57%	53%	53%					
	BW	Scrotal	Milk	200G	400G	600G	EMA	Rib	Rump	RBY	IMF																																			
EBV	5.1		11	32	52	70																																								
ACC%	68%		30%	57%	53%	53%																																								

113	BOWMONT L MINERVA K068 (AI) (H)																																													
	Calved: 13/07/2014	Tattoo: K068	ID No: GRKK068																																											
	<table border="1" style="width:100%; border-collapse: collapse;"> <tr><th colspan="2">MARKET INDEX VALUES</th></tr> <tr><td>Supermarket</td><td style="text-align:right">\$65</td></tr> <tr><td>Grass Fed</td><td style="text-align:right">\$58</td></tr> <tr><td>Grain Fed</td><td style="text-align:right">\$66</td></tr> <tr><td>EU</td><td style="text-align:right">\$71</td></tr> </table>		MARKET INDEX VALUES		Supermarket	\$65	Grass Fed	\$58	Grain Fed	\$66	EU	\$71	Traits Observed: GL,CE,BWT,200WT,400WT,FAT,EMA,IMF		CHURCHILL VARIATION (TW) (H) CHURCHILL VARIATION Z120 (H) CHURCHILL ANGELA W541 (AI) (H) BOLONG VARIATION G046 (H) RACOVOLIS TAM O'SHANTER Y550 ET (ET) (H) BOLONG C012 (H) BOLONG X034 (H) YARRAM HIGH ENERGY 54B R400 (H) BOWMONT HIGH ENERGY W185 (H) BOWMONT QUEEN 184 (AI) (H) BOWMONT L MINERVA A505 (AI) (H) VENA PARK SHARKA (H) BOWMONT L MINERVA Y362 (AI) (H) BOWMONT L MINERVA 95 (H)																															
MARKET INDEX VALUES																																														
Supermarket	\$65																																													
Grass Fed	\$58																																													
Grain Fed	\$66																																													
EU	\$71																																													
Purchaser: \$:.....																																														
December 2016 Hereford GROUP BREEDPLAN																																														
<table border="1" style="width:100%; border-collapse: collapse;"> <tr> <th></th> <th>BW</th> <th>Scrotal</th> <th>Milk</th> <th>200G</th> <th>400G</th> <th>600G</th> <th>EMA</th> <th>Rib</th> <th>Rump</th> <th>RBY</th> <th>IMF</th> </tr> <tr> <td>EBV</td> <td>7.3</td> <td>1</td> <td>10</td> <td>37</td> <td>56</td> <td>81</td> <td>2.5</td> <td>0.2</td> <td>0.3</td> <td>0.9</td> <td>0.2</td> </tr> <tr> <td>ACC%</td> <td>73%</td> <td>56%</td> <td>42%</td> <td>67%</td> <td>67%</td> <td>65%</td> <td>45%</td> <td>54%</td> <td>59%</td> <td>51%</td> <td>54%</td> </tr> </table>												BW	Scrotal	Milk	200G	400G	600G	EMA	Rib	Rump	RBY	IMF	EBV	7.3	1	10	37	56	81	2.5	0.2	0.3	0.9	0.2	ACC%	73%	56%	42%	67%	67%	65%	45%	54%	59%	51%	54%
	BW	Scrotal	Milk	200G	400G	600G	EMA	Rib	Rump	RBY	IMF																																			
EBV	7.3	1	10	37	56	81	2.5	0.2	0.3	0.9	0.2																																			
ACC%	73%	56%	42%	67%	67%	65%	45%	54%	59%	51%	54%																																			

113A	BOWMONT L MINERVA M072 (P)																																													
	Calved: 25/07/2016	Tattoo: M072	ID No: GRKM072																																											
	<table border="1" style="width:100%; border-collapse: collapse;"> <tr><th colspan="2">MARKET INDEX VALUES</th></tr> <tr><td>Supermarket</td><td style="text-align:right">\$69</td></tr> <tr><td>Grass Fed</td><td style="text-align:right">\$65</td></tr> <tr><td>Grain Fed</td><td style="text-align:right">\$75</td></tr> <tr><td>EU</td><td style="text-align:right">\$77</td></tr> </table>		MARKET INDEX VALUES		Supermarket	\$69	Grass Fed	\$65	Grain Fed	\$75	EU	\$77	Traits Observed: CE,BWT		ALLENDALE YALLARO I 2 (AI) (TW) (P) ALLENDALE WALKER G77 (P) ALLENDALE MINERVA Y71 (P) ALLENDALE WATERFORD J172 (P) ALLENDALE NATIONAL W168 (P) ALLENDALE FLORRIE Z10 (AI) (P) ALLENDALE FLORRIE W160 (AI) (P) CHURCHILL VARIATION Z120 (H) BOLONG VARIATION G046 (H) BOLONG C012 (H) BOWMONT L MINERVA K068 (AI) (H) BOWMONT HIGH ENERGY W185 (H) BOWMONT L MINERVA A505 (AI) (H) BOWMONT L MINERVA Y362 (AI) (H)																															
MARKET INDEX VALUES																																														
Supermarket	\$69																																													
Grass Fed	\$65																																													
Grain Fed	\$75																																													
EU	\$77																																													
Purchaser: \$:.....																																														
December 2016 Hereford GROUP BREEDPLAN																																														
<table border="1" style="width:100%; border-collapse: collapse;"> <tr> <th></th> <th>BW</th> <th>Scrotal</th> <th>Milk</th> <th>200G</th> <th>400G</th> <th>600G</th> <th>EMA</th> <th>Rib</th> <th>Rump</th> <th>RBY</th> <th>IMF</th> </tr> <tr> <td>EBV</td> <td>4.3</td> <td></td> <td>9</td> <td>30</td> <td>48</td> <td>65</td> <td></td> <td></td> <td></td> <td></td> <td></td> </tr> <tr> <td>ACC%</td> <td>68%</td> <td></td> <td>32%</td> <td>57%</td> <td>53%</td> <td>53%</td> <td></td> <td></td> <td></td> <td></td> <td></td> </tr> </table>												BW	Scrotal	Milk	200G	400G	600G	EMA	Rib	Rump	RBY	IMF	EBV	4.3		9	30	48	65						ACC%	68%		32%	57%	53%	53%					
	BW	Scrotal	Milk	200G	400G	600G	EMA	Rib	Rump	RBY	IMF																																			
EBV	4.3		9	30	48	65																																								
ACC%	68%		32%	57%	53%	53%																																								

114	BOWMONT QUEEN K094 (AI) (H)																																													
	Calved: 19/07/2014	Tattoo: K094	ID No: GRKK094																																											
	<table border="1" style="width:100%; border-collapse: collapse;"> <tr><th colspan="2">MARKET INDEX VALUES</th></tr> <tr><td>Supermarket</td><td style="text-align:right">\$81</td></tr> <tr><td>Grass Fed</td><td style="text-align:right">\$76</td></tr> <tr><td>Grain Fed</td><td style="text-align:right">\$106</td></tr> <tr><td>EU</td><td style="text-align:right">\$90</td></tr> </table>		MARKET INDEX VALUES		Supermarket	\$81	Grass Fed	\$76	Grain Fed	\$106	EU	\$90	Traits Observed: GL,CE,BWT,200WT,400WT,FAT,EMA,IMF		STR STANDARD 256B DOM LAD 68L (H) STANDARD 68L DOM LAD 38T (IMP CAN) (H) K 64H RIBSTONE LADY 112N (H) BOWMONT DOM LAD G085 (AI) (H) ALKIRA VIKING (AI) (H) BOWMONT MARITANA Z486 (AI) (H) BOWMONT MARITANA 331 (H) PARSON HILL ROCKTIME (AI) (H) SMITHSTON VICTORY BLEND ET (ET) (H) GUNYAH ALBIA 53 (H) BOWMONT QUEEN B629 (H) TARCOMBE CAPTAIN (H) BOWMONT QUEEN Y333 (AI) (H) BOWMONT QUEEN 207 (AI) (H)																															
MARKET INDEX VALUES																																														
Supermarket	\$81																																													
Grass Fed	\$76																																													
Grain Fed	\$106																																													
EU	\$90																																													
Purchaser: \$:.....																																														
December 2016 Hereford GROUP BREEDPLAN																																														
<table border="1" style="width:100%; border-collapse: collapse;"> <tr> <th></th> <th>BW</th> <th>Scrotal</th> <th>Milk</th> <th>200G</th> <th>400G</th> <th>600G</th> <th>EMA</th> <th>Rib</th> <th>Rump</th> <th>RBY</th> <th>IMF</th> </tr> <tr> <td>EBV</td> <td>7.1</td> <td>1.3</td> <td>14</td> <td>31</td> <td>54</td> <td>83</td> <td>3.7</td> <td>0.6</td> <td>0.7</td> <td>0.7</td> <td>1.4</td> </tr> <tr> <td>ACC%</td> <td>73%</td> <td>56%</td> <td>47%</td> <td>69%</td> <td>69%</td> <td>68%</td> <td>48%</td> <td>57%</td> <td>62%</td> <td>54%</td> <td>57%</td> </tr> </table>												BW	Scrotal	Milk	200G	400G	600G	EMA	Rib	Rump	RBY	IMF	EBV	7.1	1.3	14	31	54	83	3.7	0.6	0.7	0.7	1.4	ACC%	73%	56%	47%	69%	69%	68%	48%	57%	62%	54%	57%
	BW	Scrotal	Milk	200G	400G	600G	EMA	Rib	Rump	RBY	IMF																																			
EBV	7.1	1.3	14	31	54	83	3.7	0.6	0.7	0.7	1.4																																			
ACC%	73%	56%	47%	69%	69%	68%	48%	57%	62%	54%	57%																																			

114A	BOWMONT QUEEN M052 (P)	Calved: 20/07/2016	Tattoo: M052	ID No: GRKM052	<p>ALLENDALE YALLARO I 2 (AI) (TW) (P) ALLENDALE WALKER G77 (P) ALLENDALE MINERVA Y71 (P) ALLENDALE WATERFORD J172 (P) ALLENDALE NATIONAL W168 (P) ALLENDALE FLORRIE Z10 (AI) (P) ALLENDALE FLORRIE W160 (AI) (P)</p> <p>STANDARD 68L DOM LAD 38T (IMP CAN) (H) BOWMONT DOM LAD G085 (AI) (H) BOWMONT MARITANA Z486 (AI) (H)</p> <p>BOWMONT QUEEN K094 (AI) (H) SMITHSTON VICTORY BLEND ET (ET) (H) BOWMONT QUEEN B629 (H) BOWMONT QUEEN Y333 (AI) (H)</p>																																			
<table border="1" style="width:100%; border-collapse: collapse;"> <tr> <th colspan="2">MARKET INDEX VALUES</th> </tr> <tr> <td>Supermarket</td> <td style="text-align: right;">\$76</td> </tr> <tr> <td>Grass Fed</td> <td style="text-align: right;">\$73</td> </tr> <tr> <td>Grain Fed</td> <td style="text-align: right;">\$93</td> </tr> <tr> <td>EU</td> <td style="text-align: right;">\$86</td> </tr> </table>					MARKET INDEX VALUES		Supermarket	\$76	Grass Fed	\$73	Grain Fed	\$93	EU	\$86																										
MARKET INDEX VALUES																																								
Supermarket	\$76																																							
Grass Fed	\$73																																							
Grain Fed	\$93																																							
EU	\$86																																							
<p>Traits Observed: CE, BWT</p> <p>Joining Details: BOWMONT HUSTLER L026 19/10/16. BACK UP- ALLENDALE COLLINGWOOD G20 6/11/16 TO 5/1/17</p>																																								
<p>Purchaser: \$:.....</p>																																								
December 2016 Hereford GROUP BREEDPLAN																																								
<table border="1" style="width:100%; border-collapse: collapse;"> <tr> <td></td> <td style="text-align: center;">BW</td> <td style="text-align: center;">Scrotal</td> <td style="text-align: center;">Milk</td> <td style="text-align: center;">200G</td> <td style="text-align: center;">400G</td> <td style="text-align: center;">600G</td> <td style="text-align: center;">EMA</td> <td style="text-align: center;">Rib</td> <td style="text-align: center;">Rump</td> <td style="text-align: center;">RBY</td> <td style="text-align: center;">IMF</td> </tr> <tr> <td>EBV</td> <td style="text-align: center;">5.5</td> <td></td> <td style="text-align: center;">11</td> <td style="text-align: center;">30</td> <td style="text-align: center;">52</td> <td style="text-align: center;">72</td> <td></td> <td></td> <td></td> <td></td> <td></td> </tr> <tr> <td>ACC%</td> <td style="text-align: center;">68%</td> <td></td> <td style="text-align: center;">33%</td> <td style="text-align: center;">57%</td> <td style="text-align: center;">53%</td> <td style="text-align: center;">54%</td> <td></td> <td></td> <td></td> <td></td> <td></td> </tr> </table>						BW	Scrotal	Milk	200G	400G	600G	EMA	Rib	Rump	RBY	IMF	EBV	5.5		11	30	52	72						ACC%	68%		33%	57%	53%	54%					
	BW	Scrotal	Milk	200G	400G	600G	EMA	Rib	Rump	RBY	IMF																													
EBV	5.5		11	30	52	72																																		
ACC%	68%		33%	57%	53%	54%																																		

115	BOWMONT L MINERVA K097 (P)	Calved: 22/07/2014	Tattoo: K097	ID No: GRKK097	<p>STUDBROOK D'ARTAGNION V086 (AI) (ET) (S) OTAPAWA SPARK 3060 (ET) (IMP NZL) (AI) (ET) (P) OTAPAWA SPOT P30 (P) GUILFORD GLOBAL G10 (AI) (P) GUILFORD ZEUS Z1 (AI) (S) GUILFORD DELYSIA D24 (P) GUILFORD DELYSIA S54 (P)</p> <p>GLENDAN PARK STORM W134 (H) BOWMONT STORM C093 (H) BOWMONT MARITANA W168 (AI) (H)</p> <p>BOWMONT L MINERVA H108 (H) NORTH END X061 (H) BOWMONT L MINERVA E020 (AI) (H) BOWMONT L MINERVA C103 (AI) (H)</p>																																			
<table border="1" style="width:100%; border-collapse: collapse;"> <tr> <th colspan="2">MARKET INDEX VALUES</th> </tr> <tr> <td>Supermarket</td> <td style="text-align: right;">\$101</td> </tr> <tr> <td>Grass Fed</td> <td style="text-align: right;">\$92</td> </tr> <tr> <td>Grain Fed</td> <td style="text-align: right;">\$97</td> </tr> <tr> <td>EU</td> <td style="text-align: right;">\$109</td> </tr> </table>					MARKET INDEX VALUES		Supermarket	\$101	Grass Fed	\$92	Grain Fed	\$97	EU	\$109																										
MARKET INDEX VALUES																																								
Supermarket	\$101																																							
Grass Fed	\$92																																							
Grain Fed	\$97																																							
EU	\$109																																							
<p>Traits Observed: CE, BWT, 200WT, 400WT, FAT, EMA, IMF</p> <p>Joining Details: BOWMONT HUSTLER L026 19/10/16. BACK UP- ALLENDALE COLLINGWOOD G20 6/11/16 TO 5/1/17</p>																																								
<p>Purchaser: \$:.....</p>																																								
December 2016 Hereford GROUP BREEDPLAN																																								
<table border="1" style="width:100%; border-collapse: collapse;"> <tr> <td></td> <td style="text-align: center;">BW</td> <td style="text-align: center;">Scrotal</td> <td style="text-align: center;">Milk</td> <td style="text-align: center;">200G</td> <td style="text-align: center;">400G</td> <td style="text-align: center;">600G</td> <td style="text-align: center;">EMA</td> <td style="text-align: center;">Rib</td> <td style="text-align: center;">Rump</td> <td style="text-align: center;">RBY</td> <td style="text-align: center;">IMF</td> </tr> <tr> <td>EBV</td> <td style="text-align: center;">6.2</td> <td style="text-align: center;">3</td> <td style="text-align: center;">16</td> <td style="text-align: center;">40</td> <td style="text-align: center;">67</td> <td style="text-align: center;">100</td> <td style="text-align: center;">3.5</td> <td style="text-align: center;">0.4</td> <td style="text-align: center;">0.6</td> <td style="text-align: center;">1.1</td> <td style="text-align: center;">-0.1</td> </tr> <tr> <td>ACC%</td> <td style="text-align: center;">71%</td> <td style="text-align: center;">52%</td> <td style="text-align: center;">43%</td> <td style="text-align: center;">65%</td> <td style="text-align: center;">65%</td> <td style="text-align: center;">64%</td> <td style="text-align: center;">46%</td> <td style="text-align: center;">55%</td> <td style="text-align: center;">60%</td> <td style="text-align: center;">52%</td> <td style="text-align: center;">53%</td> </tr> </table>						BW	Scrotal	Milk	200G	400G	600G	EMA	Rib	Rump	RBY	IMF	EBV	6.2	3	16	40	67	100	3.5	0.4	0.6	1.1	-0.1	ACC%	71%	52%	43%	65%	65%	64%	46%	55%	60%	52%	53%
	BW	Scrotal	Milk	200G	400G	600G	EMA	Rib	Rump	RBY	IMF																													
EBV	6.2	3	16	40	67	100	3.5	0.4	0.6	1.1	-0.1																													
ACC%	71%	52%	43%	65%	65%	64%	46%	55%	60%	52%	53%																													

115A	BOWMONT L MINERVA M141 (P)	Calved: 22/08/2016	Tattoo: M141	ID No: GRKM141	<p>ALLENDALE YALLARO I 2 (AI) (TW) (P) ALLENDALE WALKER G77 (P) ALLENDALE MINERVA Y71 (P) ALLENDALE WATERFORD J172 (P) ALLENDALE NATIONAL W168 (P) ALLENDALE FLORRIE Z10 (AI) (P) ALLENDALE FLORRIE W160 (AI) (P)</p> <p>OTAPAWA SPARK 3060 (ET) (IMP NZL) (ET) (P) GUILFORD GLOBAL G10 (AI) (P) GUILFORD DELYSIA D24 (P)</p> <p>BOWMONT L MINERVA K097 (P) BOWMONT STORM C093 (H) BOWMONT L MINERVA H108 (H) BOWMONT L MINERVA E020 (AI) (H)</p>																																			
<table border="1" style="width:100%; border-collapse: collapse;"> <tr> <th colspan="2">MARKET INDEX VALUES</th> </tr> <tr> <td>Supermarket</td> <td style="text-align: right;">\$86</td> </tr> <tr> <td>Grass Fed</td> <td style="text-align: right;">\$81</td> </tr> <tr> <td>Grain Fed</td> <td style="text-align: right;">\$88</td> </tr> <tr> <td>EU</td> <td style="text-align: right;">\$95</td> </tr> </table>					MARKET INDEX VALUES		Supermarket	\$86	Grass Fed	\$81	Grain Fed	\$88	EU	\$95																										
MARKET INDEX VALUES																																								
Supermarket	\$86																																							
Grass Fed	\$81																																							
Grain Fed	\$88																																							
EU	\$95																																							
<p>Traits Observed: CE, BWT</p>																																								
<p>Purchaser: \$:.....</p>																																								
December 2016 Hereford GROUP BREEDPLAN																																								
<table border="1" style="width:100%; border-collapse: collapse;"> <tr> <td></td> <td style="text-align: center;">BW</td> <td style="text-align: center;">Scrotal</td> <td style="text-align: center;">Milk</td> <td style="text-align: center;">200G</td> <td style="text-align: center;">400G</td> <td style="text-align: center;">600G</td> <td style="text-align: center;">EMA</td> <td style="text-align: center;">Rib</td> <td style="text-align: center;">Rump</td> <td style="text-align: center;">RBY</td> <td style="text-align: center;">IMF</td> </tr> <tr> <td>EBV</td> <td style="text-align: center;">3.9</td> <td></td> <td style="text-align: center;">12</td> <td style="text-align: center;">32</td> <td style="text-align: center;">55</td> <td style="text-align: center;">75</td> <td></td> <td></td> <td></td> <td></td> <td></td> </tr> <tr> <td>ACC%</td> <td style="text-align: center;">65%</td> <td></td> <td style="text-align: center;">32%</td> <td style="text-align: center;">55%</td> <td style="text-align: center;">52%</td> <td style="text-align: center;">52%</td> <td></td> <td></td> <td></td> <td></td> <td></td> </tr> </table>						BW	Scrotal	Milk	200G	400G	600G	EMA	Rib	Rump	RBY	IMF	EBV	3.9		12	32	55	75						ACC%	65%		32%	55%	52%	52%					
	BW	Scrotal	Milk	200G	400G	600G	EMA	Rib	Rump	RBY	IMF																													
EBV	3.9		12	32	55	75																																		
ACC%	65%		32%	55%	52%	52%																																		

116	BOWMONT MARITANA K104 (P)	Calved: 28/07/2014	Tattoo: K104	ID No: GRKK104	<p>STUDBROOK D'ARTAGNION V086 (AI) (ET) (S) OTAPAWA SPARK 3060 (ET) (IMP NZL) (AI) (ET) (P) OTAPAWA SPOT P30 (P) GUILFORD GLOBAL G10 (AI) (P) GUILFORD ZEUS Z1 (AI) (S) GUILFORD DELYSIA D24 (P) GUILFORD DELYSIA S54 (P)</p> <p>GLENDAN PARK STORM W134 (H) BOWMONT STORM C093 (H) BOWMONT MARITANA W168 (AI) (H)</p> <p>BOWMONT MARITANA H115 (H) ALKIRA VIKING (AI) (H) BOWMONT MARITANA Z486 (AI) (H) BOWMONT MARITANA 331 (H)</p>																																			
<table border="1" style="width:100%; border-collapse: collapse;"> <tr> <th colspan="2">MARKET INDEX VALUES</th> </tr> <tr> <td>Supermarket</td> <td style="text-align: right;">\$108</td> </tr> <tr> <td>Grass Fed</td> <td style="text-align: right;">\$102</td> </tr> <tr> <td>Grain Fed</td> <td style="text-align: right;">\$128</td> </tr> <tr> <td>EU</td> <td style="text-align: right;">\$118</td> </tr> </table>					MARKET INDEX VALUES		Supermarket	\$108	Grass Fed	\$102	Grain Fed	\$128	EU	\$118																										
MARKET INDEX VALUES																																								
Supermarket	\$108																																							
Grass Fed	\$102																																							
Grain Fed	\$128																																							
EU	\$118																																							
<p>Traits Observed: CE, BWT, 200WT, 400WT, FAT, EMA, IMF</p> <p>Joining Details: AI- BOWMONT HUSTLER L026 11/10/16. BACK UP- ALLENDALE WASHINGTON G82 28/10/16 TO 5/1/17</p>																																								
<p>Purchaser: \$:.....</p>																																								
December 2016 Hereford GROUP BREEDPLAN																																								
<table border="1" style="width:100%; border-collapse: collapse;"> <tr> <td></td> <td style="text-align: center;">BW</td> <td style="text-align: center;">Scrotal</td> <td style="text-align: center;">Milk</td> <td style="text-align: center;">200G</td> <td style="text-align: center;">400G</td> <td style="text-align: center;">600G</td> <td style="text-align: center;">EMA</td> <td style="text-align: center;">Rib</td> <td style="text-align: center;">Rump</td> <td style="text-align: center;">RBY</td> <td style="text-align: center;">IMF</td> </tr> <tr> <td>EBV</td> <td style="text-align: center;">6.2</td> <td style="text-align: center;">2.8</td> <td style="text-align: center;">14</td> <td style="text-align: center;">38</td> <td style="text-align: center;">67</td> <td style="text-align: center;">100</td> <td style="text-align: center;">4.5</td> <td style="text-align: center;">1.3</td> <td style="text-align: center;">2.1</td> <td style="text-align: center;">-0.1</td> <td style="text-align: center;">1.4</td> </tr> <tr> <td>ACC%</td> <td style="text-align: center;">72%</td> <td style="text-align: center;">53%</td> <td style="text-align: center;">44%</td> <td style="text-align: center;">66%</td> <td style="text-align: center;">66%</td> <td style="text-align: center;">65%</td> <td style="text-align: center;">47%</td> <td style="text-align: center;">55%</td> <td style="text-align: center;">60%</td> <td style="text-align: center;">52%</td> <td style="text-align: center;">54%</td> </tr> </table>						BW	Scrotal	Milk	200G	400G	600G	EMA	Rib	Rump	RBY	IMF	EBV	6.2	2.8	14	38	67	100	4.5	1.3	2.1	-0.1	1.4	ACC%	72%	53%	44%	66%	66%	65%	47%	55%	60%	52%	54%
	BW	Scrotal	Milk	200G	400G	600G	EMA	Rib	Rump	RBY	IMF																													
EBV	6.2	2.8	14	38	67	100	4.5	1.3	2.1	-0.1	1.4																													
ACC%	72%	53%	44%	66%	66%	65%	47%	55%	60%	52%	54%																													

116A BOWMONT MARITANA M096 (P)
 Calved: 02/08/2016 Tattoo: M096 ID No: GRKM096

MARKET INDEX VALUES	
Supermarket	\$87
Grass Fed	\$80
Grain Fed	\$100
EU	\$96

Traits Observed: CE,BWT

ALLLENDALE WATERFORD J172 (P)
 ALLENDALE NATIONAL W168 (P)
 ALLENDALE FLORRIE Z10 (AI) (P)
 ALLENDALE FLORRIE W160 (AI) (P)

OTAPAWA SPARK 3060 (ET) (IMP NZL) (ET) (P)
 GUILFORD GLOBAL G10 (AI) (P)
 GUILFORD DELYSIA D24 (P)

BOWMONT MARITANA K104 (P)
 BOWMONT STORM C093 (H)
 BOWMONT MARITANA H115 (H)
 BOWMONT MARITANA Z486 (AI) (H)

Purchaser: \$:.....

December 2016 Hereford GROUP BREEDPLAN											
	BW	Scrotal	Milk	200G	400G	600G	EMA	Rib	Rump	RBY	IMF
EBV	7.6		11	41	66	94					
ACC%	68%		32%	57%	53%	53%					

117 BOWMONT MARITANA K105 (S)
 Calved: 29/07/2014 Tattoo: K105 ID No: GRKK105

MARKET INDEX VALUES	
Supermarket	\$68
Grass Fed	\$64
Grain Fed	\$78
EU	\$77

Traits Observed: CE,BWT,200WT,400WT,FAT,EMA,IMF

Joining Details:
 AI- BOWMONT HUSTLER L026 13/10/16.
 BACK UP- RUSSLYN JUMBUCK J19
 31/10/16 TO 5/1/17

ALLLENDALE COLLINGWOOD G20 (AI) (P)
 HEATHERDALE MAGNUM C97 (P)
 ALLENDALE BLUE MIST E13 (P)
 HEATHERDALE BLUE MIST C25 (AI) (P)

TARCOMBE CAPTAIN (H)
 BOWMONT CAPTAIN X235 (H)
 BOWMONT QUEEN 203 (H)

BOWMONT MARITANA Z487 (H)
 RED HILL TIME BOMB (AI) (ET) (H)
 BOWMONT MARITANA X245 (AI) (H)
 BOWMONT MARITANA 333 (H)

Purchaser: \$:.....

December 2016 Hereford GROUP BREEDPLAN											
	BW	Scrotal	Milk	200G	400G	600G	EMA	Rib	Rump	RBY	IMF
EBV	5.8	1	18	31	46	66	3.4	0.3	0.4	0.7	0.5
ACC%	73%	57%	46%	67%	68%	66%	45%	54%	59%	51%	54%

117A BOWMONT MARITANA M015 (P)
 Calved: 12/07/2016 Tattoo: M015 ID No: GRKM015

MARKET INDEX VALUES	
Supermarket	\$71
Grass Fed	\$68
Grain Fed	\$80
EU	\$80

Traits Observed: CE,BWT

ALLLENDALE WATERFORD J172 (P)
 ALLENDALE NATIONAL W168 (P)
 ALLENDALE FLORRIE Z10 (AI) (P)
 ALLENDALE FLORRIE W160 (AI) (P)

ALLENDALE YEMEN E39 (P)
 ALLENDALE COLLINGWOOD G20 (AI) (P)
 ALLENDALE BLUE MIST E13 (P)

BOWMONT MARITANA K105 (S)
 BOWMONT CAPTAIN X235 (H)
 BOWMONT MARITANA Z487 (H)
 BOWMONT MARITANA X245 (AI) (H)

Purchaser: \$:.....

December 2016 Hereford GROUP BREEDPLAN											
	BW	Scrotal	Milk	200G	400G	600G	EMA	Rib	Rump	RBY	IMF
EBV	4.2		13	29	46	61					
ACC%	68%		33%	57%	53%	54%					

118 BOWMONT MARITANA K114 (P)
 Calved: 04/08/2014 Tattoo: K114 ID No: GRKK114

MARKET INDEX VALUES	
Supermarket	\$57
Grass Fed	\$54
Grain Fed	\$59
EU	\$65

Traits Observed: CE,BWT,200WT,400WT,FAT,EMA,IMF

Joining Details:
 AI- BOWMONT HUSTLER L026 10/10/16.
 BACK UP- ALLENDALE WASHINGTON
 G82 28/10/16 TO 5/1/17

ALLLENDALE COLLINGWOOD G20 (AI) (P)
 HEATHERDALE MAGNUM C97 (P)
 ALLENDALE BLUE MIST E13 (P)
 HEATHERDALE BLUE MIST C25 (AI) (P)

HOT SHOT RHHR 20W (IMP CAN) (TW) (H)
 BRAMBLE NEWCASTER N177 ET6 (AI) (ET) (H)
 BRAMBLE WONDER M009 ET1 (ET) (H)

BOWMONT MARITANA A543 (AI) (H)
 VENA PARK SHARKA (H)
 BOWMONT MARITANA X241 (AI) (H)
 BOWMONT MARITANA 268 (H)

Purchaser: \$:.....

December 2016 Hereford GROUP BREEDPLAN											
	BW	Scrotal	Milk	200G	400G	600G	EMA	Rib	Rump	RBY	IMF
EBV	4.4	0.4	15	26	35	53	2.6	0	0	1.1	0
ACC%	73%	56%	48%	68%	68%	66%	46%	55%	60%	52%	55%

118A	BOWMONT MARITANA M037 (P)											
	Calved: 17/07/2016	Tattoo: M037		ID No: GRKM037								
	MARKET INDEX VALUES			Traits Observed: CE,BWT Joining Details: AI- BOWMONT ECLIPSE K016 13/10/16. BACK UP- RUSSLYN JUMBUCK J19 31/10/16 TO 5/1/17		ALLENDALE YALLARO I 2 (AI) (TW) (P) ALLENDALE WALKER G77 (P) ALLENDALE MINERVA Y71 (P) ALLENDALE WATERFORD J172 (P) ALLENDALE NATIONAL W168 (P) ALLENDALE FLORRIE Z10 (AI) (P) ALLENDALE FLORRIE W160 (AI) (P) ALLENDALE YEMEN E39 (P) ALLENDALE COLLINGWOOD G20 (AI) (P) ALLENDALE BLUE MIST E13 (P) BOWMONT MARITANA K114 (P) BRAMBLE NEWCASTER N177 ET6 (AI) (ET) (H) BOWMONT MARITANA A543 (AI) (H) BOWMONT MARITANA X241 (AI) (H)						
	Supermarket											
	\$65											
	Grass Fed											
	\$62											
Grain Fed												
\$71												
EU												
\$74												
Purchaser: \$:.....												
December 2016 Hereford GROUP BREEDPLAN												
	BW	Scrotal	Milk	200G	400G	600G	EMA	Rib	Rump	RBY	IMF	
EBV	4.2		12	28	42	58						
ACC%	68%		34%	57%	53%	54%						

119	BOWMONT QUEEN K127 (H)											
	Calved: 26/08/2014	Tattoo: K127		ID No: GRKK127								
	MARKET INDEX VALUES			Traits Observed: CE,BWT,200WT,400WT,FAT,EMA,IMF Joining Details: AI- BOWMONT ECLIPSE K016 13/10/16. BACK UP- RUSSLYN JUMBUCK J19 31/10/16 TO 5/1/17		CHURCHILL VARIATION (TW) (H) CHURCHILL VARIATION Z120 (H) CHURCHILL ANGELA W541 (AI) (H) BOLONG VARIATION G046 (H) RACOVOLIS TAM O'SHANTER Y550 ET (ET) (H) BOLONG C012 (H) BOLONG X034 (H) PARK GROVE IMPRESSIONIST ET4 (ET) (H) SMITHSTON WEE DRAM ET1 (AI) (ET) (H) GLANMONNOW WAKEFUL 9 (H) BOWMONT QUEEN G012 (AI) (H) YARRAM STAR GENERAL W251 (H) BOWMONT QUEEN E090 (AI) (H) BOWMONT QUEEN B630 (H)						
	Supermarket											
	\$78											
	Grass Fed											
	\$73											
Grain Fed												
\$85												
EU												
\$85												
Purchaser: \$:.....												
December 2016 Hereford GROUP BREEDPLAN												
	BW	Scrotal	Milk	200G	400G	600G	EMA	Rib	Rump	RBY	IMF	
EBV	5.2	1.9	16	33	52	74	1.5	0.9	1.6	-0.3	0.4	
ACC%	72%	52%	37%	66%	67%	65%	45%	55%	60%	51%	54%	

119A	BOWMONT QUEEN M033 (P)											
	Calved: 17/07/2016	Tattoo: M033		ID No: GRKM033								
	MARKET INDEX VALUES			Traits Observed: CE,BWT Joining Details: AI- GLENTREVOR WALLACE H427 11/10/16. BACK UP- ALLENDALE WASHINGTON G82 28/10/16 TO 5/1/17		ALLENDALE YALLARO I 2 (AI) (TW) (P) ALLENDALE WALKER G77 (P) ALLENDALE MINERVA Y71 (P) ALLENDALE WATERFORD J172 (P) ALLENDALE NATIONAL W168 (P) ALLENDALE FLORRIE Z10 (AI) (P) ALLENDALE FLORRIE W160 (AI) (P) CHURCHILL VARIATION Z120 (H) BOLONG VARIATION G046 (H) BOLONG C012 (H) BOWMONT QUEEN K127 (H) SMITHSTON WEE DRAM ET1 (AI) (ET) (H) BOWMONT QUEEN G012 (AI) (H) BOWMONT QUEEN E090 (AI) (H)						
	Supermarket											
	\$76											
	Grass Fed											
	\$72											
Grain Fed												
\$84												
EU												
\$84												
Purchaser: \$:.....												
December 2016 Hereford GROUP BREEDPLAN												
	BW	Scrotal	Milk	200G	400G	600G	EMA	Rib	Rump	RBY	IMF	
EBV	4.8		12	32	51	69						
ACC%	68%		30%	57%	53%	53%						

120	BOWMONT QUEEN K137 (H)											
	Calved: 03/09/2014	Tattoo: K137		ID No: GRKK137								
	MARKET INDEX VALUES			Traits Observed: CE,BWT,200WT,400WT,FAT,EMA,IMF Joining Details: AI- GLENTREVOR WALLACE H427 11/10/16. BACK UP- ALLENDALE WASHINGTON G82 28/10/16 TO 5/1/17		CHURCHILL VARIATION (TW) (H) CHURCHILL VARIATION Z120 (H) CHURCHILL ANGELA W541 (AI) (H) BOLONG VARIATION G046 (H) RACOVOLIS TAM O'SHANTER Y550 ET (ET) (H) BOLONG C012 (H) BOLONG X034 (H) WS DHR DUKE 8430 ET6 (IMP USA) (ET) (H) INJEMIRA DUKE J273 ET1 (ET) (H) INJEMIRA LIONESS (H) BOWMONT QUEEN C063 (AI) (H) SMITHSTON VICTORY BLEND ET (ET) (H) BOWMONT QUEEN Z514 (H) BOWMONT QUEEN 191 (AI) (H)						
	Supermarket											
	\$56											
	Grass Fed											
	\$50											
Grain Fed												
\$51												
EU												
\$64												
Purchaser: \$:.....												
December 2016 Hereford GROUP BREEDPLAN												
	BW	Scrotal	Milk	200G	400G	600G	EMA	Rib	Rump	RBY	IMF	
EBV	5.8	1	10	31	49	68	2.8	-0.4	-0.7	1.3	-0.2	
ACC%	72%	54%	40%	67%	67%	65%	46%	55%	60%	51%	54%	

120A	BOWMONT QUEEN M107 (P)																				
	Calved: 09/08/2016		Tattoo: M107		ID No: GRKM107																
		<table border="1" style="width:100%; border-collapse: collapse;"> <tr><th colspan="2">MARKET INDEX VALUES</th></tr> <tr><td>Supermarket</td><td style="text-align: right;">\$66</td></tr> <tr><td>Grass Fed</td><td style="text-align: right;">\$60</td></tr> <tr><td>Grain Fed</td><td style="text-align: right;">\$67</td></tr> <tr><td>EU</td><td style="text-align: right;">\$75</td></tr> </table>		MARKET INDEX VALUES		Supermarket	\$66	Grass Fed	\$60	Grain Fed	\$67	EU	\$75	Traits Observed: CE,BWT		ALLENDALE YALLARO I 2 (AI) (TW) (P) ALLENDALE WALKER G77 (P) ALLENDALE MINERVA Y71 (P) ALLENDALE WATERFORD J172 (P) ALLENDALE NATIONAL W168 (P) ALLENDALE FLORRIE Z10 (AI) (P) ALLENDALE FLORRIE W160 (AI) (P) CHURCHILL VARIATION Z120 (H) BOLONG VARIATION G046 (H) BOLONG C012 (H) BOWMONT QUEEN K137 (H) INJEMIRA DUKE J273 ET1 (ET) (H) BOWMONT QUEEN C063 (AI) (H) BOWMONT QUEEN Z514 (H)					
MARKET INDEX VALUES																					
Supermarket	\$66																				
Grass Fed	\$60																				
Grain Fed	\$67																				
EU	\$75																				
Purchaser:		\$:.....																			
		December 2016 Hereford GROUP BREEDPLAN																			
		BW	Scrotal	Milk	200G	400G	600G	EMA	Rib	Rump	RBY	IMF									
EBV		6.1		9	34	53	72														
ACC%		68%		31%	57%	53%	53%														

121	BOWMONT SILVER Q K141 (P)																				
	Calved: 07/09/2014		Tattoo: K141		ID No: GRKK141																
		<table border="1" style="width:100%; border-collapse: collapse;"> <tr><th colspan="2">MARKET INDEX VALUES</th></tr> <tr><td>Supermarket</td><td style="text-align: right;">\$102</td></tr> <tr><td>Grass Fed</td><td style="text-align: right;">\$94</td></tr> <tr><td>Grain Fed</td><td style="text-align: right;">\$109</td></tr> <tr><td>EU</td><td style="text-align: right;">\$111</td></tr> </table>		MARKET INDEX VALUES		Supermarket	\$102	Grass Fed	\$94	Grain Fed	\$109	EU	\$111	Traits Observed: CE,BWT,200WT,400WT,FAT,EMA,I MF		STUDBROOK D'ARTAGNION V086 (AI) (ET) (S) OTAPAWA SPARK 3060 (ET) (IMP NZL) (AI) (ET) (P) OTAPAWA SPOT P30 (P) GUILFORD GLOBAL G10 (AI) (P) GUILFORD ZEUS Z1 (AI) (S) GUILFORD DELYSIA D24 (P) GUILFORD DELYSIA S54 (P) GLENDAN PARK STORM W134 (H) BOWMONT STORM C093 (H) BOWMONT MARITANA W168 (AI) (H) BOWMONT SILVER Q H157 (H) IRONBARK PEPPER Z683 (AI) (H) BOWMONT SILVER Q D025 (AI) (H) BOWMONT SILVER Q A582 (AI) (H)					
MARKET INDEX VALUES																					
Supermarket	\$102																				
Grass Fed	\$94																				
Grain Fed	\$109																				
EU	\$111																				
Purchaser:		\$:.....																			
		December 2016 Hereford GROUP BREEDPLAN																			
		BW	Scrotal	Milk	200G	400G	600G	EMA	Rib	Rump	RBY	IMF									
EBV		6.4	2.8	16	40	69	101	4	0.6	0.9	0.6	0.6									
ACC%		70%	51%	43%	65%	65%	64%	46%	55%	59%	51%	53%									

121A	BOWMONT SILVER Q M139 (P)																				
	Calved: 22/08/2016		Tattoo: M139		ID No: GRKM139																
		<table border="1" style="width:100%; border-collapse: collapse;"> <tr><th colspan="2">MARKET INDEX VALUES</th></tr> <tr><td>Supermarket</td><td style="text-align: right;">\$87</td></tr> <tr><td>Grass Fed</td><td style="text-align: right;">\$81</td></tr> <tr><td>Grain Fed</td><td style="text-align: right;">\$93</td></tr> <tr><td>EU</td><td style="text-align: right;">\$96</td></tr> </table>		MARKET INDEX VALUES		Supermarket	\$87	Grass Fed	\$81	Grain Fed	\$93	EU	\$96	Traits Observed: CE,BWT		ALLENDALE YALLARO I 2 (AI) (TW) (P) ALLENDALE WALKER G77 (P) ALLENDALE MINERVA Y71 (P) ALLENDALE WATERFORD J172 (P) ALLENDALE NATIONAL W168 (P) ALLENDALE FLORRIE Z10 (AI) (P) ALLENDALE FLORRIE W160 (AI) (P) OTAPAWA SPARK 3060 (ET) (IMP NZL) (ET) (P) GUILFORD GLOBAL G10 (AI) (P) GUILFORD DELYSIA D24 (P) BOWMONT SILVER Q K141 (P) BOWMONT STORM C093 (H) BOWMONT SILVER Q H157 (H) BOWMONT SILVER Q D025 (AI) (H)					
MARKET INDEX VALUES																					
Supermarket	\$87																				
Grass Fed	\$81																				
Grain Fed	\$93																				
EU	\$96																				
Purchaser:		\$:.....																			
		December 2016 Hereford GROUP BREEDPLAN																			
		BW	Scrotal	Milk	200G	400G	600G	EMA	Rib	Rump	RBY	IMF									
EBV		5.9		12	37	62	86														
ACC%		65%		32%	55%	52%	52%														

122	BOWMONT QUEEN K150 (H)																				
	Calved: 12/09/2014		Tattoo: K150		ID No: GRKK150																
		<table border="1" style="width:100%; border-collapse: collapse;"> <tr><th colspan="2">MARKET INDEX VALUES</th></tr> <tr><td>Supermarket</td><td style="text-align: right;">\$78</td></tr> <tr><td>Grass Fed</td><td style="text-align: right;">\$71</td></tr> <tr><td>Grain Fed</td><td style="text-align: right;">\$81</td></tr> <tr><td>EU</td><td style="text-align: right;">\$85</td></tr> </table>		MARKET INDEX VALUES		Supermarket	\$78	Grass Fed	\$71	Grain Fed	\$81	EU	\$85	Traits Observed: CE,BWT,200WT,400WT,FAT,EMA,IMF		CHURCHILL VARIATION (TW) (H) CHURCHILL VARIATION Z120 (H) CHURCHILL ANGELA W541 (AI) (H) BOLONG VARIATION G046 (H) RACOVOLIS TAM O'SHANTER Y550 ET (ET) (H) BOLONG C012 (H) BOLONG X034 (H) GLENDAN PARK STORM W134 (H) BOWMONT STORM C093 (H) BOWMONT MARITANA W168 (AI) (H) BOWMONT QUEEN G126 (H) CARA PARK XPRESS T311 (H) BOWMONT QUEEN Y318 (AI) (H) BOWMONT QUEEN W115 (AI) (H)					
MARKET INDEX VALUES																					
Supermarket	\$78																				
Grass Fed	\$71																				
Grain Fed	\$81																				
EU	\$85																				
Purchaser:		\$:.....																			
		December 2016 Hereford GROUP BREEDPLAN																			
		BW	Scrotal	Milk	200G	400G	600G	EMA	Rib	Rump	RBY	IMF									
EBV		5.4	1.5	11	32	59	83	3.3	0.4	0.6	0.7	0.5									
ACC%		72%	53%	36%	66%	66%	65%	45%	55%	60%	51%	54%									

122A	BOWMONT QUEEN M103 (P)	Calved: 05/08/2016	Tattoo: M103	ID No: GRKM103	ALLENDALE YALLAROI 2 (AI) (TW) (P) ALLENDALE WALKER G77 (P) ALLENDALE MINERVA Y71 (P) ALLENDALE WATERFORD J172 (P) ALLENDALE NATIONAL W168 (P) ALLENDALE FLORRIE Z10 (AI) (P) ALLENDALE FLORRIE W160 (AI) (P) CHURCHILL VARIATION Z120 (H) BOLONG VARIATION G046 (H) BOLONG C012 (H) BOWMONT QUEEN K150 (H) BOWMONT STORM C093 (H) BOWMONT QUEEN G126 (H) BOWMONT QUEEN Y318 (AI) (H)									
<table border="1" style="width:100%; border-collapse: collapse;"> <tr> <th colspan="2">MARKET INDEX VALUES</th> </tr> <tr> <td>Supermarket</td> <td style="text-align:right;">\$73</td> </tr> <tr> <td>Grass Fed</td> <td style="text-align:right;">\$69</td> </tr> <tr> <td>Grain Fed</td> <td style="text-align:right;">\$78</td> </tr> <tr> <td>EU</td> <td style="text-align:right;">\$82</td> </tr> </table>					MARKET INDEX VALUES		Supermarket	\$73	Grass Fed	\$69	Grain Fed	\$78	EU	\$82
MARKET INDEX VALUES														
Supermarket	\$73													
Grass Fed	\$69													
Grain Fed	\$78													
EU	\$82													
Traits Observed: CE,BWT Purchaser: \$:.....														

December 2016 Hereford GROUP BREEDPLAN											
	BW	Scrotal	Milk	200G	400G	600G	EMA	Rib	Rump	RBY	IMF
EBV	3.7		10	29	51	67					
ACC%	68%		30%	57%	53%	53%					

123	BOWMONT L MINERVA K151 (H)	Calved: 13/09/2014	Tattoo: K151	ID No: GRKK151	CHURCHILL VARIATION (TW) (H) CHURCHILL VARIATION Z120 (H) CHURCHILL ANGELA W541 (AI) (H) BOLONG VARIATION G046 (H) RACOVOLIS TAM O'SHANTER Y550 ET (ET) (H) BOLONG C012 (H) BOLONG X034 (H) PARSON HILL ROCKTIME (AI) (H) SMITHSTON VICTORY BLEND ET (ET) (H) GUNYAH ALBIA 53 (H) BOWMONT L MINERVA C111 (H) INJEMIRA DUKE J273 ET1 (ET) (H) BOWMONT L MINERVA 82 (AI) (H) BOWMONT L MINERVA 61 (HPR) (H)									
<table border="1" style="width:100%; border-collapse: collapse;"> <tr> <th colspan="2">MARKET INDEX VALUES</th> </tr> <tr> <td>Supermarket</td> <td style="text-align:right;">\$50</td> </tr> <tr> <td>Grass Fed</td> <td style="text-align:right;">\$46</td> </tr> <tr> <td>Grain Fed</td> <td style="text-align:right;">\$50</td> </tr> <tr> <td>EU</td> <td style="text-align:right;">\$58</td> </tr> </table>					MARKET INDEX VALUES		Supermarket	\$50	Grass Fed	\$46	Grain Fed	\$50	EU	\$58
MARKET INDEX VALUES														
Supermarket	\$50													
Grass Fed	\$46													
Grain Fed	\$50													
EU	\$58													
Traits Observed: CE,BWT,200WT,400WT,FAT,EMA,IMF Joining Details: AI- GLENTREVOR WALLACE H427 11/10/16. BACK UP- ALLENDALE WASHINGTON G82 28/10/16 TO 5/1/17 Purchaser: \$:.....														

December 2016 Hereford GROUP BREEDPLAN											
	BW	Scrotal	Milk	200G	400G	600G	EMA	Rib	Rump	RBY	IMF
EBV	5.2	1.2	4	25	41	56	2.4	0.5	0.8	0.4	0.1
ACC%	72%	54%	40%	67%	67%	65%	45%	54%	59%	51%	54%

123A	BOWMONT L MINERVA M114 (P)	Calved: 11/08/2016	Tattoo: M114	ID No: GRKM114	ALLENDALE YALLAROI 2 (AI) (TW) (P) ALLENDALE WALKER G77 (P) ALLENDALE MINERVA Y71 (P) ALLENDALE WATERFORD J172 (P) ALLENDALE NATIONAL W168 (P) ALLENDALE FLORRIE Z10 (AI) (P) ALLENDALE FLORRIE W160 (AI) (P) CHURCHILL VARIATION Z120 (H) BOLONG VARIATION G046 (H) BOLONG C012 (H) BOWMONT L MINERVA K151 (H) SMITHSTON VICTORY BLEND ET (ET) (H) BOWMONT L MINERVA C111 (H) BOWMONT L MINERVA 82 (AI) (H)									
<table border="1" style="width:100%; border-collapse: collapse;"> <tr> <th colspan="2">MARKET INDEX VALUES</th> </tr> <tr> <td>Supermarket</td> <td style="text-align:right;">\$61</td> </tr> <tr> <td>Grass Fed</td> <td style="text-align:right;">\$57</td> </tr> <tr> <td>Grain Fed</td> <td style="text-align:right;">\$64</td> </tr> <tr> <td>EU</td> <td style="text-align:right;">\$70</td> </tr> </table>					MARKET INDEX VALUES		Supermarket	\$61	Grass Fed	\$57	Grain Fed	\$64	EU	\$70
MARKET INDEX VALUES														
Supermarket	\$61													
Grass Fed	\$57													
Grain Fed	\$64													
EU	\$70													
Traits Observed: CE,BWT Purchaser: \$:.....														

December 2016 Hereford GROUP BREEDPLAN											
	BW	Scrotal	Milk	200G	400G	600G	EMA	Rib	Rump	RBY	IMF
EBV	4.6		6	28	45	59					
ACC%	68%		31%	57%	53%	53%					

124	BOWMONT QUEEN L001 (AI) (P)	Calved: 27/06/2015	Tattoo: L001	ID No: GRKL001	SOUTH BUKALONG WALKER 6 (AI) (P) SOUTH BUKALONG WALLACE 2 (P) SOUTH BUKALONG VICTORIA 152 (P) GLENTREVOR WALLACE H427 (AI) (P) GLENTREVOR ROCKET D016 (AI) (P) GLENTREVOR MARITANA F240 (P) GLENTREVOR MARITANA C925 (AI) (P) BOWMONT WIZARD C076 (AI) (H) BOWMONT C076 WIZARD F018 (AI) (H) BOWMONT L MINERVA A588 (H) BOWMONT QUEEN J054 (AI) (H) YAVENVALE HURRICANE (H) BOWMONT QUEEN E085 (H) BOWMONT QUEEN C001 (AI) (H)									
<table border="1" style="width:100%; border-collapse: collapse;"> <tr> <th colspan="2">MARKET INDEX VALUES</th> </tr> <tr> <td>Supermarket</td> <td style="text-align:right;">\$86</td> </tr> <tr> <td>Grass Fed</td> <td style="text-align:right;">\$87</td> </tr> <tr> <td>Grain Fed</td> <td style="text-align:right;">\$103</td> </tr> <tr> <td>EU</td> <td style="text-align:right;">\$98</td> </tr> </table>					MARKET INDEX VALUES		Supermarket	\$86	Grass Fed	\$87	Grain Fed	\$103	EU	\$98
MARKET INDEX VALUES														
Supermarket	\$86													
Grass Fed	\$87													
Grain Fed	\$103													
EU	\$98													
Traits Observed: CE,BWT,200WT,400WT,FAT,EMA,IMF Joining Details: AI- WIRRUNA JUSTIN J13 5/10/16. BACK UP- ALLENDALE WATERFORD J172 24/10/16 TO 5/1/17 Purchaser: \$:.....														

December 2016 Hereford GROUP BREEDPLAN											
	BW	Scrotal	Milk	200G	400G	600G	EMA	Rib	Rump	RBY	IMF
EBV	-1.6	2.2	15	18	37	48	3.1	0.7	1.1	0.2	0.8
ACC%	72%	51%	37%	65%	66%	64%	45%	55%	60%	51%	54%

125	BOWMONT MARITANA L002 (AI) (P)	Calved: 30/06/2015	Tattoo: L002	ID No: GRKL002															
					<p>MARKET INDEX VALUES</p> <table border="1" style="width:100%; border-collapse: collapse;"> <tr><td>Supermarket</td><td style="text-align:right;">\$99</td></tr> <tr><td>Grass Fed</td><td style="text-align:right;">\$97</td></tr> <tr><td>Grain Fed</td><td style="text-align:right;">\$103</td></tr> <tr><td>EU</td><td style="text-align:right;">\$110</td></tr> </table>	Supermarket	\$99	Grass Fed	\$97	Grain Fed	\$103	EU	\$110	<p>Traits Observed: CE,BWT,200WT,400WT,FAT,EMA,IMF</p> <p>Joining Details: AI- WIRRUNA JUSTIN J13 5/10/16. BACK UP- ALLENDALE WATERFORD J172 24/10/16 TO 5/1/17</p>			<p>SOUTH BUKALONG WALKER 6 (AI) (P) SOUTH BUKALONG WALLACE 2 (P) SOUTH BUKALONG VICTORIA 152 (P) GLENTREVOR WALLACE H427 (AI) (P) GLENTREVOR ROCKET D016 (AI) (P) GLENTREVOR MARITANA F240 (P) GLENTREVOR MARITANA C925 (AI) (P) COURALLIE UROPA Y126 (AI) (H) KALUDAH UROPA E049 (H) KALUDAH HAPPY DAY C614 (H) BOWMONT MARITANA J078 (H#) CHARNOCK JACKAL (AI) (H) BOWMONT MARITANA G147 (H#) BOWMONT MARITANA C094 (H#)</p>		
Supermarket	\$99																		
Grass Fed	\$97																		
Grain Fed	\$103																		
EU	\$110																		
Purchaser: \$:.....					December 2016 Hereford GROUP BREEDPLAN														
					BW	Scrotal	Milk	200G	400G	600G	EMA	Rib	Rump	RBY	IMF				
					EBV	0.3	2	21	29	47	66	3.2	0.2	0.4	1.3	0			
					ACC%	72%	51%	37%	65%	66%	64%	46%	55%	60%	51%	54%			

126	BOWMONT QUEEN L004 (AI) (P)	Calved: 02/07/2015	Tattoo: L004	ID No: GRKL004															
					<p>MARKET INDEX VALUES</p> <table border="1" style="width:100%; border-collapse: collapse;"> <tr><td>Supermarket</td><td style="text-align:right;">\$101</td></tr> <tr><td>Grass Fed</td><td style="text-align:right;">\$99</td></tr> <tr><td>Grain Fed</td><td style="text-align:right;">\$116</td></tr> <tr><td>EU</td><td style="text-align:right;">\$115</td></tr> </table>	Supermarket	\$101	Grass Fed	\$99	Grain Fed	\$116	EU	\$115	<p>Traits Observed: GL,CE,BWT,200WT,400WT,FAT,EMA,IMF</p> <p>Joining Details: AI- WIRRUNA JUSTIN J13 5/10/16. BACK UP- ALLENDALE WATERFORD J172 24/10/16 TO 5/1/17</p>			<p>SOUTH BUKALONG WALKER 6 (AI) (P) SOUTH BUKALONG WALLACE 2 (P) SOUTH BUKALONG VICTORIA 152 (P) GLENTREVOR WALLACE H427 (AI) (P) GLENTREVOR ROCKET D016 (AI) (P) GLENTREVOR MARITANA F240 (P) GLENTREVOR MARITANA C925 (AI) (P) COOTHARABA MAGNUM (H) MAWARRA VALIANT (TW) (H) MAWARRA PRINCESS 40 (H) BOWMONT QUEEN H131 (H) TALBALBA VARMINT (H) BOWMONT QUEEN F069 (H) BOWMONT QUEEN C063 (AI) (H)</p>		
Supermarket	\$101																		
Grass Fed	\$99																		
Grain Fed	\$116																		
EU	\$115																		
Purchaser: \$:.....					December 2016 Hereford GROUP BREEDPLAN														
					BW	Scrotal	Milk	200G	400G	600G	EMA	Rib	Rump	RBY	IMF				
					EBV	1.3	1.9	16	26	47	66	4.5	0.4	0.6	1.2	0.7			
					ACC%	72%	53%	41%	66%	65%	47%	56%	61%	53%	55%				

127	BOWMONT MARITANA L005 (AI) (P)	Calved: 02/07/2015	Tattoo: L005	ID No: GRKL005															
					<p>MARKET INDEX VALUES</p> <table border="1" style="width:100%; border-collapse: collapse;"> <tr><td>Supermarket</td><td style="text-align:right;">\$119</td></tr> <tr><td>Grass Fed</td><td style="text-align:right;">\$119</td></tr> <tr><td>Grain Fed</td><td style="text-align:right;">\$146</td></tr> <tr><td>EU</td><td style="text-align:right;">\$130</td></tr> </table>	Supermarket	\$119	Grass Fed	\$119	Grain Fed	\$146	EU	\$130	<p>Traits Observed: GL,CE,BWT,200WT,400WT,FAT,EMA,IMF</p> <p>Joining Details: AI- WIRRUNA JUSTIN J13 5/10/16. BACK UP- ALLENDALE WATERFORD J172 24/10/16 TO 5/1/17</p>			<p>SOUTH BUKALONG WALKER 6 (AI) (P) SOUTH BUKALONG WALLACE 2 (P) SOUTH BUKALONG VICTORIA 152 (P) GLENTREVOR WALLACE H427 (AI) (P) GLENTREVOR ROCKET D016 (AI) (P) GLENTREVOR MARITANA F240 (P) GLENTREVOR MARITANA C925 (AI) (P) COURALLIE UROPA Y126 (AI) (H) KALUDAH UROPA E049 (H) KALUDAH HAPPY DAY C614 (H) BOWMONT MARITANA J175 (H) TALBALBA VARMINT (H) BOWMONT MARITANA G158 (H) BOWMONT MARITANA A512 (AI) (H)</p>		
Supermarket	\$119																		
Grass Fed	\$119																		
Grain Fed	\$146																		
EU	\$130																		
Purchaser: \$:.....					December 2016 Hereford GROUP BREEDPLAN														
					BW	Scrotal	Milk	200G	400G	600G	EMA	Rib	Rump	RBY	IMF				
					EBV	1.7	2.2	20	32	50	72	4.9	1.6	2.5	0.5	1.3			
					ACC%	71%	51%	36%	65%	65%	64%	45%	54%	59%	51%	54%			

128	BOWMONT QUEEN L007 (AI) (P)	Calved: 03/07/2015	Tattoo: L007	ID No: GRKL007															
					<p>MARKET INDEX VALUES</p> <table border="1" style="width:100%; border-collapse: collapse;"> <tr><td>Supermarket</td><td style="text-align:right;">\$106</td></tr> <tr><td>Grass Fed</td><td style="text-align:right;">\$105</td></tr> <tr><td>Grain Fed</td><td style="text-align:right;">\$130</td></tr> <tr><td>EU</td><td style="text-align:right;">\$119</td></tr> </table>	Supermarket	\$106	Grass Fed	\$105	Grain Fed	\$130	EU	\$119	<p>Traits Observed: GL,CE,BWT,200WT,400WT,FAT,EMA,IMF</p> <p>Joining Details: AI- WIRRUNA JUSTIN J13 5/10/16. BACK UP- ALLENDALE WATERFORD J172 24/10/16 TO 5/1/17</p>			<p>SOUTH BUKALONG WALKER 6 (AI) (P) SOUTH BUKALONG WALLACE 2 (P) SOUTH BUKALONG VICTORIA 152 (P) GLENTREVOR WALLACE H427 (AI) (P) GLENTREVOR ROCKET D016 (AI) (P) GLENTREVOR MARITANA F240 (P) GLENTREVOR MARITANA C925 (AI) (P) COOTHARABA MAGNUM (H) MAWARRA VALIANT (TW) (H) MAWARRA PRINCESS 40 (H) BOWMONT QUEEN H011 (H) BOWMONT STORM C093 (H) BOWMONT QUEEN F049 (H) BOWMONT QUEEN A628 (H)</p>		
Supermarket	\$106																		
Grass Fed	\$105																		
Grain Fed	\$130																		
EU	\$119																		
Purchaser: \$:.....					December 2016 Hereford GROUP BREEDPLAN														
					BW	Scrotal	Milk	200G	400G	600G	EMA	Rib	Rump	RBY	IMF				
					EBV	1.1	2.4	15	26	48	67	4.1	1.2	1.9	0.1	1.4			
					ACC%	72%	52%	40%	66%	66%	65%	46%	56%	61%	52%	55%			

129 BOWMONT QUEEN L012 (AI) (P)
 Calved: 04/07/2015 Tattoo: L012 ID No: GRKL012

MARKET INDEX VALUES	
Supermarket	\$119
Grass Fed	\$114
Grain Fed	\$143
EU	\$131

Traits Observed:
GL,CE,BWT,200WT,400WT

Joining Details:
AI- WIRRUNA JUSTIN J13 5/10/16.
BACK UP- ALLENDALE WATERFORD
J172 24/10/16 TO 5/1/17

DOONBIDDIE HUSTLER (AI) (P)
 ARDO HUSTLER 4110 (IMP NZL) (P)
 ARDO AMETHYST 730 (P)

ELITE 4110 H297 (AI) (P)
 KOANUI ROCKET 0219 (IMP NZL) (P)
 ELITE FAVOURITE 0219 C133 (AI) (P)
 SOUTH BUKALONG FAVOURITE 148 (AI) (P)

STANDARD 68L DOM LAD 38T (IMP CAN) (H)
 BOWMONT DOM LAD G085 (AI) (H)
 BOWMONT MARITANA Z486 (AI) (H)

BOWMONT QUEEN J105 (H)
 SMITHSTON VICTORY BLEND ET (ET) (H)
 BOWMONT QUEEN B630 (H)
 BOWMONT QUEEN W105 (AI) (H)

Purchaser: \$:.....

December 2016 Hereford GROUP BREEDPLAN											
	BW	Scrotal	Milk	200G	400G	600G	EMA	Rib	Rump	RFI	IMF
EBV	5.3	3.7	19	40	70	101					
ACC%	71%	51%	40%	64%	62%	62%					

130 BOWMONT QUEEN L013 (AI) (P)
 Calved: 05/07/2015 Tattoo: L013 ID No: GRKL013

MARKET INDEX VALUES	
Supermarket	\$101
Grass Fed	\$100
Grain Fed	\$122
EU	\$111

Traits Observed:
GL,CE,BWT,200WT,400WT,FAT,EMA,IMF

Joining Details:
AI- WIRRUNA JUSTIN J13 5/10/16.
BACK UP- ALLENDALE WATERFORD
J172 24/10/16 TO 5/1/17

SOUTH BUKALONG WALKER 6 (AI) (P)
 SOUTH BUKALONG WALLACE 2 (P)
 SOUTH BUKALONG VICTORIA 152 (P)

GLENTREVOR WALLACE H427 (AI) (P)
 GLENTREVOR ROCKET D016 (AI) (P)
 GLENTREVOR MARITANA F240 (P)
 GLENTREVOR MARITANA C925 (AI) (P)

BOWMONT WIZARD C076 (AI) (H)
 BOWMONT C076 WIZARD F018 (AI) (H)
 BOWMONT L MINERVA A588 (H)

BOWMONT QUEEN J158 (AI) (ET) (H)
 GLENDAN PARK STORM W134 (H)
 BOWMONT QUEEN C065 (H)
 BOWMONT QUEEN 222 (AI) (H)

Purchaser: \$:.....

December 2016 Hereford GROUP BREEDPLAN											
	BW	Scrotal	Milk	200G	400G	600G	EMA	Rib	Rump	RFI	IMF
EBV	2.5	2.1	15	31	49	69	3.5	1.3	2.2	-0.3	1.2
ACC%	72%	52%	39%	66%	66%	64%	46%	55%	60%	52%	54%

131 BOWMONT QUEEN L016 (AI) (P)
 Calved: 05/07/2015 Tattoo: L016 ID No: GRKL016

MARKET INDEX VALUES	
Supermarket	\$125
Grass Fed	\$124
Grain Fed	\$153
EU	\$135

Traits Observed:
GL,CE,BWT,200WT,400WT,FAT,EMA,IMF

Joining Details:
AI- WIRRUNA JUSTIN J13 5/10/16.
BACK UP- ALLENDALE WATERFORD
J172 24/10/16 TO 5/1/17

SOUTH BUKALONG WALKER 6 (AI) (P)
 SOUTH BUKALONG WALLACE 2 (P)
 SOUTH BUKALONG VICTORIA 152 (P)

GLENTREVOR WALLACE H427 (AI) (P)
 GLENTREVOR ROCKET D016 (AI) (P)
 GLENTREVOR MARITANA F240 (P)
 GLENTREVOR MARITANA C925 (AI) (P)

GLENDAN PARK STORM W134 (H)
 BOWMONT STORM C093 (H)
 BOWMONT MARITANA W168 (AI) (H)

BOWMONT QUEEN J126 (H)
 YARRAM STAR GENERAL W251 (H)
 BOWMONT QUEEN F012 (AI) (H)
 BOWMONT QUEEN Z425 (H)

Purchaser: \$:.....

December 2016 Hereford GROUP BREEDPLAN											
	BW	Scrotal	Milk	200G	400G	600G	EMA	Rib	Rump	RFI	IMF
EBV	2.5	2.2	18	34	58	83	4.2	1.9	3.2	-0.4	1.5
ACC%	72%	53%	41%	66%	66%	65%	47%	56%	61%	53%	55%

132 BOWMONT L MINERVA L017 (AI) (TW) (P)
 Calved: 06/07/2015 Tattoo: L017 ID No: GRKL017

MARKET INDEX VALUES	
Supermarket	\$105
Grass Fed	\$97
Grain Fed	\$112
EU	\$115

Traits Observed:
GL,BWT,200WT,400WT,FAT,EMA,IMF

Joining Details:
AI- WIRRUNA JUSTIN J13 5/10/16. BACK
UP- ALLENDALE WATERFORD J172
24/10/16 TO 5/1/17

HEATHERDALE OPIUM U78 (AI) (P)
 VALMA MERCHANT (AI) (P)
 VALMA EPICS MOONSHINE W50 (P)

YAVENVALE GURU G031 (P)
 SOUTH BUKALONG WALLACE 2 (P)
 YAVENVALE TREASURE D403 (P)
 YAVENVALE TREASURE B247 (H)

GLENDAN PARK STORM W134 (H)
 BOWMONT STORM C093 (H)
 BOWMONT MARITANA W168 (AI) (H)

BOWMONT L MINERVA H130 (H)
 YARRAM STAR GENERAL W251 (H)
 BOWMONT L MINERVA D008 (AI) (H)
 BOWMONT L MINERVA Z407 (AI) (H)

Purchaser: \$:.....

December 2016 Hereford GROUP BREEDPLAN											
	BW	Scrotal	Milk	200G	400G	600G	EMA	Rib	Rump	RFI	IMF
EBV	6.6	2.2	19	43	75	104	6.2	-0.7	-0.7	2.2	0.4
ACC%	72%	56%	43%	68%	68%	67%	52%	59%	63%	54%	59%

133	BOWMONT L MINERVA L018 (AI) (TW) (P)	Calved: 06/07/2015	Tattoo: L018	ID No: GRKL018	<p>HEATHERDALE OPIUM U78 (AI) (P) VALMA MERCHANT (AI) (P) VALMA EPICS MOONSHINE W50 (P) YAVENVALE GURU G031 (P) SOUTH BUKALONG WALLACE 2 (P) YAVENVALE TREASURE D403 (P) YAVENVALE TREASURE B247 (H) GLENDAN PARK STORM W134 (H) BOWMONT STORM C093 (H) BOWMONT MARITANA W168 (AI) (H) BOWMONT L MINERVA H130 (H) YARRAM STAR GENERAL W251 (H) BOWMONT L MINERVA D008 (AI) (H) BOWMONT L MINERVA Z407 (AI) (H)</p>																																			
<table border="1" style="width:100%; border-collapse: collapse;"> <tr> <th colspan="2">MARKET INDEX VALUES</th> </tr> <tr> <td>Supermarket</td> <td style="text-align:right;">\$96</td> </tr> <tr> <td>Grass Fed</td> <td style="text-align:right;">\$88</td> </tr> <tr> <td>Grain Fed</td> <td style="text-align:right;">\$102</td> </tr> <tr> <td>EU</td> <td style="text-align:right;">\$105</td> </tr> </table>					MARKET INDEX VALUES		Supermarket	\$96	Grass Fed	\$88	Grain Fed	\$102	EU	\$105																										
MARKET INDEX VALUES																																								
Supermarket	\$96																																							
Grass Fed	\$88																																							
Grain Fed	\$102																																							
EU	\$105																																							
<p>Traits Observed: GL,BWT,200WT,400WT,FAT,EMA,IMF</p> <p>Joining Details: AI- GLENTREVOR WALLACE H427 5/10/16. BACK UP- ALLENDALE WATERFORD J172 24/10/16 TO 5/1/17</p>																																								
Purchaser: \$:.....																																								
December 2016 Hereford GROUP BREEDPLAN																																								
<table border="1" style="width:100%; border-collapse: collapse;"> <tr> <td></td> <td style="text-align:center;">BW</td> <td style="text-align:center;">Scrotal</td> <td style="text-align:center;">Milk</td> <td style="text-align:center;">200G</td> <td style="text-align:center;">400G</td> <td style="text-align:center;">600G</td> <td style="text-align:center;">EMA</td> <td style="text-align:center;">Rib</td> <td style="text-align:center;">Rump</td> <td style="text-align:center;">RBY</td> <td style="text-align:center;">IMF</td> </tr> <tr> <td>EBV</td> <td style="text-align:center;">6.8</td> <td style="text-align:center;">2.1</td> <td style="text-align:center;">19</td> <td style="text-align:center;">41</td> <td style="text-align:center;">69</td> <td style="text-align:center;">98</td> <td style="text-align:center;">5.2</td> <td style="text-align:center;">-0.4</td> <td style="text-align:center;">-0.3</td> <td style="text-align:center;">1.6</td> <td style="text-align:center;">0.4</td> </tr> <tr> <td>ACC%</td> <td style="text-align:center;">72%</td> <td style="text-align:center;">55%</td> <td style="text-align:center;">43%</td> <td style="text-align:center;">65%</td> <td style="text-align:center;">63%</td> <td style="text-align:center;">64%</td> <td style="text-align:center;">49%</td> <td style="text-align:center;">51%</td> <td style="text-align:center;">54%</td> <td style="text-align:center;">48%</td> <td style="text-align:center;">53%</td> </tr> </table>						BW	Scrotal	Milk	200G	400G	600G	EMA	Rib	Rump	RBY	IMF	EBV	6.8	2.1	19	41	69	98	5.2	-0.4	-0.3	1.6	0.4	ACC%	72%	55%	43%	65%	63%	64%	49%	51%	54%	48%	53%
	BW	Scrotal	Milk	200G	400G	600G	EMA	Rib	Rump	RBY	IMF																													
EBV	6.8	2.1	19	41	69	98	5.2	-0.4	-0.3	1.6	0.4																													
ACC%	72%	55%	43%	65%	63%	64%	49%	51%	54%	48%	53%																													

134	BOWMONT QUEEN L022 (AI) (S)	Calved: 07/07/2015	Tattoo: L022	ID No: GRKL022	<p>SOUTH BUKALONG WALKER 6 (AI) (P) SOUTH BUKALONG WALLACE 2 (P) SOUTH BUKALONG VICTORIA 152 (P) GLENTREVOR WALLACE H427 (AI) (P) GLENTREVOR ROCKET D016 (AI) (P) GLENTREVOR MARITANA F240 (P) GLENTREVOR MARITANA C925 (AI) (P) BOWMONT STORM C093 (H) BOWMONT C093 STORM F130 (H) BOWMONT L MINERVA W142 (AI) (H) BOWMONT QUEEN J015 (AI) (TW) (H) BOWMONT VICTORY BLEND B684 (H) BOWMONT QUEEN E037 (AI) (H) BOWMONT QUEEN A513 (AI) (H)</p>																																			
<table border="1" style="width:100%; border-collapse: collapse;"> <tr> <th colspan="2">MARKET INDEX VALUES</th> </tr> <tr> <td>Supermarket</td> <td style="text-align:right;">\$100</td> </tr> <tr> <td>Grass Fed</td> <td style="text-align:right;">\$95</td> </tr> <tr> <td>Grain Fed</td> <td style="text-align:right;">\$106</td> </tr> <tr> <td>EU</td> <td style="text-align:right;">\$110</td> </tr> </table>					MARKET INDEX VALUES		Supermarket	\$100	Grass Fed	\$95	Grain Fed	\$106	EU	\$110																										
MARKET INDEX VALUES																																								
Supermarket	\$100																																							
Grass Fed	\$95																																							
Grain Fed	\$106																																							
EU	\$110																																							
<p>Traits Observed: GL,CE,BWT,200WT,400WT,FAT,EMA,IMF</p> <p>Joining Details: AI- WIRRUNA JUSTIN J13 5/10/16. BACK UP- ALLENDALE WATERFORD J172 24/10/16 TO 5/1/17</p>																																								
Purchaser: \$:.....																																								
December 2016 Hereford GROUP BREEDPLAN																																								
<table border="1" style="width:100%; border-collapse: collapse;"> <tr> <td></td> <td style="text-align:center;">BW</td> <td style="text-align:center;">Scrotal</td> <td style="text-align:center;">Milk</td> <td style="text-align:center;">200G</td> <td style="text-align:center;">400G</td> <td style="text-align:center;">600G</td> <td style="text-align:center;">EMA</td> <td style="text-align:center;">Rib</td> <td style="text-align:center;">Rump</td> <td style="text-align:center;">RBY</td> <td style="text-align:center;">IMF</td> </tr> <tr> <td>EBV</td> <td style="text-align:center;">4.9</td> <td style="text-align:center;">2.2</td> <td style="text-align:center;">15</td> <td style="text-align:center;">36</td> <td style="text-align:center;">58</td> <td style="text-align:center;">84</td> <td style="text-align:center;">3.6</td> <td style="text-align:center;">0.2</td> <td style="text-align:center;">0.4</td> <td style="text-align:center;">1.1</td> <td style="text-align:center;">0.3</td> </tr> <tr> <td>ACC%</td> <td style="text-align:center;">71%</td> <td style="text-align:center;">51%</td> <td style="text-align:center;">37%</td> <td style="text-align:center;">62%</td> <td style="text-align:center;">59%</td> <td style="text-align:center;">59%</td> <td style="text-align:center;">39%</td> <td style="text-align:center;">44%</td> <td style="text-align:center;">47%</td> <td style="text-align:center;">42%</td> <td style="text-align:center;">44%</td> </tr> </table>						BW	Scrotal	Milk	200G	400G	600G	EMA	Rib	Rump	RBY	IMF	EBV	4.9	2.2	15	36	58	84	3.6	0.2	0.4	1.1	0.3	ACC%	71%	51%	37%	62%	59%	59%	39%	44%	47%	42%	44%
	BW	Scrotal	Milk	200G	400G	600G	EMA	Rib	Rump	RBY	IMF																													
EBV	4.9	2.2	15	36	58	84	3.6	0.2	0.4	1.1	0.3																													
ACC%	71%	51%	37%	62%	59%	59%	39%	44%	47%	42%	44%																													

135	BOWMONT QUEEN L023 (AI) (P)	Calved: 07/07/2015	Tattoo: L023	ID No: GRKL023	<p>SOUTH BUKALONG WALKER 6 (AI) (P) SOUTH BUKALONG WALLACE 2 (P) SOUTH BUKALONG VICTORIA 152 (P) GLENTREVOR WALLACE H427 (AI) (P) GLENTREVOR ROCKET D016 (AI) (P) GLENTREVOR MARITANA F240 (P) GLENTREVOR MARITANA C925 (AI) (P) TALBALBA VARMINT (H) BOWMONT VARMINT F058 (H) BOWMONT L MINERVA D056 (H) BOWMONT QUEEN J071 (AI) (H) WB BEAR MARK ET 35N (IMP CAN) (H) BOWMONT QUEEN E051 (AI) (H) BOWMONT QUEEN Y348 (AI) (H)</p>																																			
<table border="1" style="width:100%; border-collapse: collapse;"> <tr> <th colspan="2">MARKET INDEX VALUES</th> </tr> <tr> <td>Supermarket</td> <td style="text-align:right;">\$87</td> </tr> <tr> <td>Grass Fed</td> <td style="text-align:right;">\$88</td> </tr> <tr> <td>Grain Fed</td> <td style="text-align:right;">\$108</td> </tr> <tr> <td>EU</td> <td style="text-align:right;">\$100</td> </tr> </table>					MARKET INDEX VALUES		Supermarket	\$87	Grass Fed	\$88	Grain Fed	\$108	EU	\$100																										
MARKET INDEX VALUES																																								
Supermarket	\$87																																							
Grass Fed	\$88																																							
Grain Fed	\$108																																							
EU	\$100																																							
<p>Traits Observed: GL,CE,BWT,200WT,400WT,FAT,EMA,IMF</p> <p>Joining Details: AI- WIRRUNA JUSTIN J13 5/10/16. BACK UP- ALLENDALE WATERFORD J172 24/10/16 TO 5/1/17</p>																																								
Purchaser: \$:.....																																								
December 2016 Hereford GROUP BREEDPLAN																																								
<table border="1" style="width:100%; border-collapse: collapse;"> <tr> <td></td> <td style="text-align:center;">BW</td> <td style="text-align:center;">Scrotal</td> <td style="text-align:center;">Milk</td> <td style="text-align:center;">200G</td> <td style="text-align:center;">400G</td> <td style="text-align:center;">600G</td> <td style="text-align:center;">EMA</td> <td style="text-align:center;">Rib</td> <td style="text-align:center;">Rump</td> <td style="text-align:center;">RBY</td> <td style="text-align:center;">IMF</td> </tr> <tr> <td>EBV</td> <td style="text-align:center;">0.5</td> <td style="text-align:center;">2.2</td> <td style="text-align:center;">18</td> <td style="text-align:center;">24</td> <td style="text-align:center;">37</td> <td style="text-align:center;">49</td> <td style="text-align:center;">4</td> <td style="text-align:center;">0.8</td> <td style="text-align:center;">1.1</td> <td style="text-align:center;">0.8</td> <td style="text-align:center;">1</td> </tr> <tr> <td>ACC%</td> <td style="text-align:center;">72%</td> <td style="text-align:center;">51%</td> <td style="text-align:center;">38%</td> <td style="text-align:center;">66%</td> <td style="text-align:center;">66%</td> <td style="text-align:center;">64%</td> <td style="text-align:center;">46%</td> <td style="text-align:center;">55%</td> <td style="text-align:center;">60%</td> <td style="text-align:center;">52%</td> <td style="text-align:center;">54%</td> </tr> </table>						BW	Scrotal	Milk	200G	400G	600G	EMA	Rib	Rump	RBY	IMF	EBV	0.5	2.2	18	24	37	49	4	0.8	1.1	0.8	1	ACC%	72%	51%	38%	66%	66%	64%	46%	55%	60%	52%	54%
	BW	Scrotal	Milk	200G	400G	600G	EMA	Rib	Rump	RBY	IMF																													
EBV	0.5	2.2	18	24	37	49	4	0.8	1.1	0.8	1																													
ACC%	72%	51%	38%	66%	66%	64%	46%	55%	60%	52%	54%																													

136	BOWMONT QUEEN L025 (AI) (P)	Calved: 07/07/2015	Tattoo: L025	ID No: GRKL025	<p>DOONBIDDIE HUSTLER (AI) (P) ARDO HUSTLER 4110 (IMP NZL) (P) ARDO AMETHYST 730 (P) ELITE 4110 H297 (AI) (P) KOANUI ROCKET 0219 (IMP NZL) (P) ELITE FAVOURITE 0219 C133 (AI) (P) SOUTH BUKALONG FAVOURITE 148 (AI) (P) VALMA MAGNUM II (P) VALMA ODYSSEY (P) VALMA OPIUM'S ISIS (AI) (P) BOWMONT QUEEN J012 (AI) (P) BOWEN VINCENT V1 (S) BOWMONT QUEEN D003 (AI) (H#) BOWMONT QUEEN B659 (AI) (TW) (H)</p>																																			
<table border="1" style="width:100%; border-collapse: collapse;"> <tr> <th colspan="2">MARKET INDEX VALUES</th> </tr> <tr> <td>Supermarket</td> <td style="text-align:right;">\$120</td> </tr> <tr> <td>Grass Fed</td> <td style="text-align:right;">\$111</td> </tr> <tr> <td>Grain Fed</td> <td style="text-align:right;">\$128</td> </tr> <tr> <td>EU</td> <td style="text-align:right;">\$129</td> </tr> </table>					MARKET INDEX VALUES		Supermarket	\$120	Grass Fed	\$111	Grain Fed	\$128	EU	\$129																										
MARKET INDEX VALUES																																								
Supermarket	\$120																																							
Grass Fed	\$111																																							
Grain Fed	\$128																																							
EU	\$129																																							
<p>Traits Observed: GL,BWT,200WT,400WT,FAT,EMA,IMF</p> <p>Joining Details: AI- WIRRUNA JUSTIN J13 5/10/16. BACK UP- ALLENDALE WATERFORD J172 24/10/16 TO 5/1/17</p>																																								
Purchaser: \$:.....																																								
December 2016 Hereford GROUP BREEDPLAN																																								
<table border="1" style="width:100%; border-collapse: collapse;"> <tr> <td></td> <td style="text-align:center;">BW</td> <td style="text-align:center;">Scrotal</td> <td style="text-align:center;">Milk</td> <td style="text-align:center;">200G</td> <td style="text-align:center;">400G</td> <td style="text-align:center;">600G</td> <td style="text-align:center;">EMA</td> <td style="text-align:center;">Rib</td> <td style="text-align:center;">Rump</td> <td style="text-align:center;">RBY</td> <td style="text-align:center;">IMF</td> </tr> <tr> <td>EBV</td> <td style="text-align:center;">7</td> <td style="text-align:center;">3.9</td> <td style="text-align:center;">17</td> <td style="text-align:center;">47</td> <td style="text-align:center;">81</td> <td style="text-align:center;">117</td> <td style="text-align:center;">4.5</td> <td style="text-align:center;">1.3</td> <td style="text-align:center;">1.8</td> <td style="text-align:center;">0.6</td> <td style="text-align:center;">0.6</td> </tr> <tr> <td>ACC%</td> <td style="text-align:center;">72%</td> <td style="text-align:center;">52%</td> <td style="text-align:center;">42%</td> <td style="text-align:center;">66%</td> <td style="text-align:center;">66%</td> <td style="text-align:center;">64%</td> <td style="text-align:center;">47%</td> <td style="text-align:center;">56%</td> <td style="text-align:center;">60%</td> <td style="text-align:center;">52%</td> <td style="text-align:center;">55%</td> </tr> </table>						BW	Scrotal	Milk	200G	400G	600G	EMA	Rib	Rump	RBY	IMF	EBV	7	3.9	17	47	81	117	4.5	1.3	1.8	0.6	0.6	ACC%	72%	52%	42%	66%	66%	64%	47%	56%	60%	52%	55%
	BW	Scrotal	Milk	200G	400G	600G	EMA	Rib	Rump	RBY	IMF																													
EBV	7	3.9	17	47	81	117	4.5	1.3	1.8	0.6	0.6																													
ACC%	72%	52%	42%	66%	66%	64%	47%	56%	60%	52%	55%																													

137 BOWMONT MARITANA L030 (AI) (P)
 Calved: 08/07/2015 Tattoo: L030 ID No: GRKL030

MARKET INDEX VALUES	
Supermarket	\$112
Grass Fed	\$108
Grain Fed	\$126
EU	\$125

Traits Observed:
GL,CE,BWT,200WT,400WT,FAT,EMA,IMF

Joining Details:
AI- WIRRUNA JUSTIN J13 5/10/16.
BACK UP- ALLENDALE WATERFORD
J172 24/10/16 TO 5/1/17

SOUTH BUKALONG WALKER 6 (AI) (P)
SOUTH BUKALONG WALLACE 2 (P)
SOUTH BUKALONG VICTORIA 152 (P)
GLENTREVOR WALLACE H427 (AI) (P)
 GLENTREVOR ROCKET D016 (AI) (P)
 GLENTREVOR MARITANA F240 (P)
 GLENTREVOR MARITANA C925 (AI) (P)
 COOTHARABA MAGNUM (H)
 MAWARRA VALIANT (TW) (H)
 MAWARRA PRINCESS 40 (H)
BOWMONT MARITANA J132 (H)
 BOWMONT STORM C093 (H)
 BOWMONT MARITANA F087 (H)
 BOWMONT MARITANA A595 (H)

Purchaser: \$:.....

December 2016 Hereford GROUP BREEDPLAN											
	BW	Scrotal	Milk	200G	400G	600G	EMA	Rib	Rump	RBV	IMF
EBV	3.6	2.4	15	33	56	81	4.5	0.8	1.3	1.1	0.7
ACC%	71%	51%	40%	66%	66%	64%	46%	55%	60%	52%	55%

138 BOWMONT SILVER Q L032 (AI) (P)
 Calved: 09/07/2015 Tattoo: L032 ID No: GRKL032

MARKET INDEX VALUES	
Supermarket	\$83
Grass Fed	\$74
Grain Fed	\$88
EU	\$87

Traits Observed:
GL,CE,BWT,200WT,400WT,FAT,EMA,IMF

Joining Details:
AI- GLENTREVOR WALLACE H427
5/10/16.
BACK UP- ALLENDALE WATERFORD
J172 24/10/16 TO 5/1/17

ALLENDALE KING KONG 2 (S)
ALLENDALE NATIONAL W168 (P)
ALLENDALE CORA R22 (P)
VALMA HONKEY TONK (AI) (P)
 VALMA GOLDRUSH V103 (AI) (P)
 VALMA GOLDS BANKSIA Z37 (P)
 VALMA ADVANCER'S BANKSIA S86 (P)
 PARK GROVE IMPRESSIONIST ET4 (ET) (H)
 SMITHSTON WEE DRAM ET1 (AI) (ET) (H)
 GLANMONNOW WAKEFUL 9 (H)
BOWMONT SILVER Q G009 (AI) (H)
 BOWMONT VICTORY BLEND B684 (H)
 BOWMONT SILVER Q E059 (AI) (H)
 BOWMONT SILVER Q A601 (H)

Purchaser: \$:.....

December 2016 Hereford GROUP BREEDPLAN											
	BW	Scrotal	Milk	200G	400G	600G	EMA	Rib	Rump	RBV	IMF
EBV	7.4	1.3	16	41	70	101	3.8	0.2	0.5	0.6	0.8
ACC%	70%	51%	44%	64%	64%	63%	46%	55%	59%	51%	53%

139 BOWMONT QUEEN L036 (AI) (P)
 Calved: 10/07/2015 Tattoo: L036 ID No: GRKL036

MARKET INDEX VALUES	
Supermarket	\$75
Grass Fed	\$71
Grain Fed	\$87
EU	\$83

Traits Observed:
GL,CE,BWT,200WT,400WT,FAT,EMA,IMF

Joining Details:
AI- GLENTREVOR WALLACE H427
5/10/16.
BACK UP- ALLENDALE WATERFORD
J172 24/10/16 TO 5/1/17

YAMBRO VELOCITY (P)
YAMBRO VELOCITY X78 (P)
YAMBRO GAY GIRL S58 (AI) (P)
YAMBRO CONRAD B88 (P)
 EVESHAM RUSTLER (AI) (ET) (S)
 YAMBRO SPOT W123 (P)
 YAMBRO SPOT R45 (P)
 PARK GROVE IMPRESSIONIST ET4 (ET) (H)
 SMITHSTON WEE DRAM ET1 (AI) (ET) (H)
 GLANMONNOW WAKEFUL 9 (H)
BOWMONT QUEEN G013 (AI) (H)
 NORTH END X061 (H)
 BOWMONT QUEEN E008 (AI) (H)
 BOWMONT QUEEN C004 (AI) (H)

Purchaser: \$:.....

December 2016 Hereford GROUP BREEDPLAN											
	BW	Scrotal	Milk	200G	400G	600G	EMA	Rib	Rump	RBV	IMF
EBV	4	2.4	19	26	44	62	1.8	0.9	1.2	-0.6	0.8
ACC%	72%	54%	54%	68%	68%	67%	51%	59%	63%	56%	59%

140 BOWMONT QUEEN L037 (AI) (P)
 Calved: 10/07/2015 Tattoo: L037 ID No: GRKL037

MARKET INDEX VALUES	
Supermarket	\$70
Grass Fed	\$63
Grain Fed	\$64
EU	\$78

Traits Observed:
GL,CE,BWT,200WT,400WT,FAT,EMA,IMF

Joining Details:
AI- GLENTREVOR WALLACE H427
5/10/16.
BACK UP- ALLENDALE WATERFORD
J172 24/10/16 TO 5/1/17

HEATHERDALE OPIUM U78 (AI) (P)
VALMA MERCHANT (AI) (P)
VALMA EPICS MOONSHINE W50 (P)
YAVENVALE GURU G031 (P)
 SOUTH BUKALONG WALLACE 2 (P)
 YAVENVALE TREASURE D403 (P)
 YAVENVALE TREASURE B247 (H)
 PARSON HILL ROCKTIME (AI) (H)
 SMITHSTON VICTORY BLEND ET (ET) (H)
 GUNYAH ALBIA 53 (H)
BOWMONT QUEEN A607 (H)
 KD MUNDORING M39 (AI) (H)
 BOWMONT QUEEN 211 (AI) (H)
 BOWMONT QUEEN 158 (H)

Purchaser: \$:.....

December 2016 Hereford GROUP BREEDPLAN											
	BW	Scrotal	Milk	200G	400G	600G	EMA	Rib	Rump	RBV	IMF
EBV	6.5	2.2	12	34	57	77	3.3	-0.3	0	0.8	-0.3
ACC%	72%	58%	46%	68%	69%	67%	52%	58%	62%	53%	58%

141 BOWMONT CHERRY RIPE L049 (AI) (P)
 Calved: 12/07/2015 Tattoo: L049 ID No: GRKL049

MARKET INDEX VALUES	
Supermarket	\$78
Grass Fed	\$72
Grain Fed	\$78
EU	\$86

Traits Observed:
GL,CE,BWT,200WT,400WT,FAT,EMA,IMF

Joining Details:
AI- WIRRUNA JUSTIN J13 5/10/16.
BACK UP- ALLENDALE WATERFORD
J172 24/10/16 TO 5/1/17

VALMA HONKEY TONK (AI) (P)
 VALMA GOLDRUSH V103 (AI) (P)
 VALMA GOLDS BANKSIA Z37 (P)
 VALMA ADVANCER'S BANKSIA S86 (P)
 COOTHARABA MAGNUM (H)
 MAWARRA VALIANT (TW) (H)
 MAWARRA PRINCESS 40 (H)

BOWMONT CHERRY RIPE G078 (H)
 BOWMONT KING U943 (AI) (H)
 BOWMONT CHERRY RIPE B721 (AI) (H)
 MOORLANDS CHERRY RIPE W018 (H)

Purchaser: \$:.....

December 2016 Hereford GROUP BREEDPLAN											
	BW	Scrotal	Milk	200G	400G	600G	EMA	Rib	Rump	RBV	IMF
EBV	5.5	1.3	13	35	57	81	4	0.5	0.9	1	0.3
ACC%	70%	51%	43%	64%	64%	63%	46%	55%	59%	51%	53%

142 BOWMONT L MINERVA L052 (AI) (P)
 Calved: 14/07/2015 Tattoo: L052 ID No: GRKL052

MARKET INDEX VALUES	
Supermarket	\$102
Grass Fed	\$97
Grain Fed	\$104
EU	\$115

Traits Observed:
GL,CE,BWT,200WT,400WT,FAT,EMA,IMF

Joining Details:
AI- WIRRUNA JUSTIN J13 5/10/16.
BACK UP- ALLENDALE WATERFORD
J172 24/10/16 TO 5/1/17

HEATHERDALE OPIUM U78 (AI) (P)
 VALMA MERCHANT (AI) (P)
 VALMA EPICS MOONSHINE W50 (P)
YAVENVALE GURU G031 (P)
 SOUTH BUKALONG WALLACE 2 (P)
 YAVENVALE TREASURE D403 (P)
 YAVENVALE TREASURE B247 (H)
 COOTHARABA MAGNUM (H)
 MAWARRA VICE ADMIRAL (H)
 MAWARRA MINERVA 554 ET1 (AI) (ET) (H)

BOWMONT L MINERVA G033 (AI) (H)
 HAVEN WIZARD (DH) (IMP GBR) (H)
 BOWMONT L MINERVA C060 (AI) (H)
 BOWMONT L MINERVA W141 (AI) (H)

Purchaser: \$:.....

December 2016 Hereford GROUP BREEDPLAN											
	BW	Scrotal	Milk	200G	400G	600G	EMA	Rib	Rump	RBV	IMF
EBV	3.9	2.3	15	33	59	79	6.1	0.1	0.5	2.2	-0.2
ACC%	72%	57%	42%	68%	68%	67%	52%	59%	64%	55%	59%

143 BOWMONT MARITANA L054 (AI) (P)
 Calved: 14/07/2015 Tattoo: L054 ID No: GRKL054

MARKET INDEX VALUES	
Supermarket	\$97
Grass Fed	\$89
Grain Fed	\$111
EU	\$107

Traits Observed:
GL,CE,BWT,200WT,400WT,FAT,EMA,IMF

Joining Details:
AI- WIRRUNA JUSTIN J13 5/10/16.
BACK UP- ALLENDALE WATERFORD
J172 24/10/16 TO 5/1/17

ALLENDALE MUSKETEER (AI) (S)
 STUDBROOK D'ARTAGNION V086 (AI) (ET) (S)
 BOWEN TRICEL P180 (P)
YALGOO VICEROY E316 (ET) (P)
 YALGOO CRUNCH M109 (AI) (P)
 YALGOO VANESSA T104 (P)
 YALGOO VANESSA G127 (P)
 GLENDAN PARK STORM W134 (H)
 BOWMONT STORM C093 (H)
 BOWMONT MARITANA W168 (AI) (H)

BOWMONT MARITANA F054 (H)
 ALKIRA VIKING (AI) (H)
 BOWMONT MARITANA Z486 (AI) (H)
 BOWMONT MARITANA 331 (H)

Purchaser: \$:.....

December 2016 Hereford GROUP BREEDPLAN											
	BW	Scrotal	Milk	200G	400G	600G	EMA	Rib	Rump	RBV	IMF
EBV	7.9	2.4	14	40	67	104	5.1	0.1	0.4	1.2	0.9
ACC%	73%	55%	50%	68%	69%	68%	53%	61%	65%	56%	60%

144 BOWMONT SILVER Q L061 (AI) (P)
 Calved: 16/07/2015 Tattoo: L061 ID No: GRKL061

MARKET INDEX VALUES	
Supermarket	\$95
Grass Fed	\$85
Grain Fed	\$99
EU	\$102

Traits Observed:
GL,CE,BWT,200WT,400WT,FAT,EMA,IMF

Joining Details:
AI- GLENTREVOR WALLACE H427
5/10/16.
BACK UP- ALLENDALE WATERFORD
J172 24/10/16 TO 5/1/17

DOONBIDDIE HUSTLER (AI) (P)
 ARDO HUSTLER 4110 (IMP NZL) (P)
 ARDO AMETHYST 730 (P)
ELITE 4110 H297 (AI) (P)
 KOANUI ROCKET 0219 (IMP NZL) (P)
 ELITE FAVOURITE 0219 C133 (AI) (P)
 SOUTH BUKALONG FAVOURITE 148 (AI) (P)
 BOWMONT STORM C093 (H)
 BOWMONT C093 STORM F130 (H)
 BOWMONT L MINERVA W142 (AI) (H)

BOWMONT SILVER QUEEN J072 (AI) (H)
 BOWMONT KING U943 (AI) (H)
 BOWMONT SILVER Q A582 (AI) (H)
 BOWMONT SILVER Q X297 (H)

Purchaser: \$:.....

December 2016 Hereford GROUP BREEDPLAN											
	BW	Scrotal	Milk	200G	400G	600G	EMA	Rib	Rump	RBV	IMF
EBV	7.8	3.2	15	44	73	110	4.3	0.5	0.6	1.3	0.4
ACC%	71%	50%	41%	65%	65%	64%	45%	54%	59%	51%	53%

145 BOWMONT L MINERVA L063 (AI) (P)
 Calved: 17/07/2015 Tattoo: L063 ID No: GRKL063

MARKET INDEX VALUES	
Supermarket	\$69
Grass Fed	\$64
Grain Fed	\$63
EU	\$77

Traits Observed: GL,CE,BWT,200WT,400WT,FAT,EMA,IMF

Joining Details:
 AI- GLENTREVOR WALLACE H427
 5/10/16.
 BACK UP- ALLENDALE WATERFORD
 J172 24/10/16 TO 5/1/17

BOWMONT THINK BIG J031 (AI) (P)
 KIDMAN ESSENTIAL B9 (P)
 KIDMAN THINK BIG E31 (AI) (TW) (P)
 KIDMAN LORNA X64 (TW) (P)
 STUDBROOK CHALLENGE B069 (AI) (P)
 BOWMONT QUEEN E157 (P)
 BOWMONT QUEEN Y341 (AI) (TW) (H)
 COOTHARABA MAGNUM (H)
 MAWARRA VALIANT (TW) (H)
 MAWARRA PRINCESS 40 (H)

BOWMONT L MINERVA G129 (H)
 YARRAM HIGH ENERGY 54B R400 (H)
 BOWMONT L MINERVA W190 (H)
 BOWMONT L MINERVA 37 (AI) (H)

Purchaser: \$:.....

December 2016 Hereford GROUP BREEDPLAN											
	BW	Scrotal	Milk	200G	400G	600G	EMA	Rib	Rump	RBY	IMF
EBV	5.8	1.8	10	28	47	65	2.9	0.8	1.3	0.5	-0.5
ACC%	69%	50%	39%	63%	64%	63%	43%	53%	58%	49%	52%

146 BOWMONT MARITANA L070 (AI) (P)
 Calved: 19/07/2015 Tattoo: L070 ID No: GRKL070

MARKET INDEX VALUES	
Supermarket	\$78
Grass Fed	\$71
Grain Fed	\$75
EU	\$86

Traits Observed: GL,CE,BWT,200WT,400WT,FAT,EMA,IMF

Joining Details:
 AI- WIRRUNA JUSTIN J13 5/10/16. BACK
 UP- ALLENDALE WATERFORD J172
 24/10/16 TO 5/1/17

YALGOO VICEROY E316 (ET) (P)
 ALLENDALE MUSKETEER (AI) (S)
 STUDBROOK D'ARTAGNION V086 (AI) (ET) (S)
 BOWEN TRICEL P180 (P)
 YALGOO CRUNCH M109 (AI) (P)
 YALGOO VANESSA T104 (P)
 YALGOO VANESSA G127 (P)
 PARK GROVE IMPRESSIONIST ET4 (ET) (H)
 SMITHSTON WEE DRAM ET1 (AI) (ET) (H)
 GLANMONNOW WAKEFUL 9 (H)

BOWMONT MARITANA G022 (AI) (H)
 BOWMONT HIGH ENERGY W185 (H)
 BOWMONT MARITANA E055 (AI) (H)
 BOWMONT MARITANA A543 (AI) (H)

Purchaser: \$:.....

December 2016 Hereford GROUP BREEDPLAN											
	BW	Scrotal	Milk	200G	400G	600G	EMA	Rib	Rump	RBY	IMF
EBV	6	1.7	15	33	50	77	3.4	0.4	0.9	1	-0.1
ACC%	72%	51%	48%	67%	68%	66%	52%	59%	63%	54%	58%

147 BOWMONT QUEEN L072 (AI) (P)
 Calved: 19/07/2015 Tattoo: L072 ID No: GRKL072

MARKET INDEX VALUES	
Supermarket	\$78
Grass Fed	\$72
Grain Fed	\$90
EU	\$87

Traits Observed: GL,CE,BWT,200WT,400WT,FAT,EMA,IMF

Joining Details:
 AI- GLENTREVOR WALLACE H427
 5/10/16.
 BACK UP- ALLENDALE WATERFORD
 J172 24/10/16 TO 5/1/17

YAMBRO VELOCITY (P)
 YAMBRO VELOCITY X78 (P)
 YAMBRO GAY GIRL S58 (AI) (P)
YAMBRO CONRAD B88 (P)
 EVESHAM RUSTLER (AI) (ET) (S)
 YAMBRO SPOT W123 (P)
 YAMBRO SPOT R45 (P)
 HAVEN WIZARD (DH) (IMP GBR) (H)
 BOWMONT WIZARD C076 (AI) (H)
 BOWMONT L MINERVA X208 (AI) (H)

BOWMONT QUEEN F024 (AI) (H)
 GLENDAN PARK STORM W134 (H)
 BOWMONT QUEEN C117 (H)
 BOWMONT QUEEN X253 (H)

Purchaser: \$:.....

December 2016 Hereford GROUP BREEDPLAN											
	BW	Scrotal	Milk	200G	400G	600G	EMA	Rib	Rump	RBY	IMF
EBV	6.8	2.8	13	35	57	81	1.9	0.7	0.8	-0.5	0.8
ACC%	72%	55%	52%	68%	68%	67%	50%	58%	63%	55%	58%

148 BOWMONT OYSTER GIRL L076 (AI) (P)
 Calved: 21/07/2015 Tattoo: L076 ID No: GRKL076

MARKET INDEX VALUES	
Supermarket	\$92
Grass Fed	\$87
Grain Fed	\$105
EU	\$102

Traits Observed: GL,CE,BWT,200WT,400WT,FAT,EMA,IMF

Joining Details:
 AI- WIRRUNA JUSTIN J13 5/10/16.
 BACK UP- ALLENDALE WATERFORD
 J172 24/10/16 TO 5/1/17

HEATHERDALE OPIUM U78 (AI) (P)
 VALMA MERCHANT (AI) (P)
 VALMA EPICS MOONSHINE W50 (P)
YAVENVALE GURU G031 (P)
 SOUTH BUKALONG WALLACE 2 (P)
 YAVENVALE TREASURE D403 (P)
 YAVENVALE TREASURE B247 (H)
 GLENDAN PARK STORM W134 (H)
 BOWMONT STORM C093 (H)
 BOWMONT MARITANA W168 (AI) (H)

BOWMONT OYSTER GIRL G112 (H)
 YARRAM STAR GENERAL W251 (H)
 BOWMONT OYSTER GIRL D043 (AI) (H)
 COURALLIE 410 OYSTER GIRL Z171 ET6 (ET) (H)

Purchaser: \$:.....

December 2016 Hereford GROUP BREEDPLAN											
	BW	Scrotal	Milk	200G	400G	600G	EMA	Rib	Rump	RBY	IMF
EBV	6.3	2.5	17	36	61	87	5.5	0.6	1.3	1	0.7
ACC%	72%	58%	43%	68%	68%	67%	53%	60%	64%	55%	59%

149 BOWMONT MARITANA L077 (AI) (P)
 Calved: 21/07/2015 Tattoo: L077 ID No: GRKL077

MARKET INDEX VALUES	
Supermarket	\$72
Grass Fed	\$70
Grain Fed	\$81
EU	\$84

Traits Observed:
GL,CE,BWT,200WT,400WT,FAT,EMA,IMF

Joining Details:
AI- GLENTREVOR WALLACE H427
5/10/16.
BACK UP- ALLENDALE WATERFORD
J172 24/10/16 TO 5/1/17

HEATHERDALE OPIUM U78 (AI) (P)
VALMA MERCHANT (AI) (P)
 VALMA EPICS MOONSHINE W50 (P)
YAVENVALE GURU G031 (P)
 SOUTH BUKALONG WALLACE 2 (P)
 YAVENVALE TREASURE D403 (P)
 YAVENVALE TREASURE B247 (H)
 TALBALBA VARMINT (H)
 BOWMONT VARMINT F058 (H)
 BOWMONT L MINERVA D056 (H)
BOWMONT MARITANA H159 (AI) (ET) (H)
 ALKIRA VIKING (AI) (H)
 BOWMONT MARITANA Z459 (AI) (H)
 BOWMONT MARITANA 318 (AI) (H)

Purchaser: \$:.....

December 2016 Hereford GROUP BREEDPLAN											
	BW	Scrotal	Milk	200G	400G	600G	EMA	Rib	Rump	RBV	IMF
EBV	3.9	1.4	16	28	42	59	5.2	0	0.3	1.6	0.4
ACC%	71%	56%	40%	66%	67%	66%	50%	57%	61%	52%	56%

150 BOWMONT BEAUTY L079 (H#)
 Calved: 22/07/2015 Tattoo: L079 ID No: GRKL079

MARKET INDEX VALUES	
Supermarket	\$69
Grass Fed	\$65
Grain Fed	\$82
EU	\$76

Traits Observed:
CE,BWT,200WT,400WT,FAT,EMA,IMF

Joining Details:
AI- WIRRUNA JUSTIN J13 5/10/16.
BACK UP- ALLENDALE WATERFORD
J172 24/10/16 TO 5/1/17

WIRRUNA ABERCORN (AI) (P)
 ALLENDALE YEMEN E39 (P)
 ALLENDALE FANCY A158 (AI) (ET) (S)
ALLENDALE COLLINGWOOD G20 (AI) (P)
 HEATHERDALE MAGNUM C97 (P)
 ALLENDALE BLUE MIST E13 (P)
 HEATHERDALE BLUE MIST C25 (AI) (P)
 GLENDAN PARK STORM W134 (H)
 BOWMONT STORM C093 (H)
 BOWMONT MARITANA W168 (AI) (H)
BOWMONT BEAUTY J153 (H)
 SMITHSTON VICTORY BLEND ET (ET) (H)
 BOWMONT BEAUTY Y355 (H)
 BOWMONT BEAUTY 78 (H)

Purchaser: \$:.....

December 2016 Hereford GROUP BREEDPLAN											
	BW	Scrotal	Milk	200G	400G	600G	EMA	Rib	Rump	RBV	IMF
EBV	5.4	1.3	15	34	49	70	3.1	0.4	0.6	0.3	0.8
ACC%	71%	53%	41%	66%	66%	65%	47%	56%	61%	52%	55%

151 BOWMONT QUEEN L080 (P)
 Calved: 23/07/2015 Tattoo: L080 ID No: GRKL080

MARKET INDEX VALUES	
Supermarket	\$63
Grass Fed	\$59
Grain Fed	\$73
EU	\$70

Traits Observed:
CE,BWT,200WT,400WT,FAT,EMA,IMF

Joining Details:
AI- WIRRUNA JUSTIN J13 5/10/16.
BACK UP- ALLENDALE WATERFORD
J172 24/10/16 TO 5/1/17

WIRRUNA ABERCORN (AI) (P)
 ALLENDALE YEMEN E39 (P)
 ALLENDALE FANCY A158 (AI) (ET) (S)
ALLENDALE COLLINGWOOD G20 (AI) (P)
 HEATHERDALE MAGNUM C97 (P)
 ALLENDALE BLUE MIST E13 (P)
 HEATHERDALE BLUE MIST C25 (AI) (P)
 MAWARRA NOSTALGIA (H)
 MAWARRA YARDSTICK (AI) (ET) (H)
 MAWARRA MISS TITANIA 66 ET1 (AI) (ET) (H)
BOWMONT QUEEN J122 (TW) (H)
 YAVENVALE HURRICANE (H)
 BOWMONT QUEEN E056 (H)
 BOWMONT QUEEN C002 (AI) (H)

Purchaser: \$:.....

December 2016 Hereford GROUP BREEDPLAN											
	BW	Scrotal	Milk	200G	400G	600G	EMA	Rib	Rump	RBV	IMF
EBV	6.1	0.9	17	34	44	64	2.2	0.3	0.5	0.3	0.4
ACC%	71%	51%	38%	65%	65%	64%	45%	54%	59%	51%	53%

152 BOWMONT QUEEN L082 (S)
 Calved: 24/07/2015 Tattoo: L082 ID No: GRKL082

MARKET INDEX VALUES	
Supermarket	\$64
Grass Fed	\$57
Grain Fed	\$59
EU	\$71

Traits Observed:
CE,BWT,200WT,400WT,FAT,EMA,IMF

Joining Details:
AI- GLENTREVOR WALLACE H427
5/10/16. BACK UP- ALLENDALE
WATERFORD J172 24/10/16 TO 5/1/17

WIRRUNA ABERCORN (AI) (P)
 ALLENDALE YEMEN E39 (P)
 ALLENDALE FANCY A158 (AI) (ET) (S)
ALLENDALE COLLINGWOOD G20 (AI) (P)
 HEATHERDALE MAGNUM C97 (P)
 ALLENDALE BLUE MIST E13 (P)
 HEATHERDALE BLUE MIST C25 (AI) (P)
 BOWMONT STORM C093 (H)
 BOWMONT C093 STORM F130 (H)
 BOWMONT L MINERVA W142 (AI) (H)
BOWMONT QUEEN J019 (AI) (H)
 BOWMONT HIGH ENERGY W185 (H)
 BOWMONT QUEEN E035 (AI) (H)
 BOWMONT QUEEN B629 (H)

Purchaser: \$:.....

December 2016 Hereford GROUP BREEDPLAN											
	BW	Scrotal	Milk	200G	400G	600G	EMA	Rib	Rump	RBV	IMF
EBV	6.6	0.5	16	34	51	77	3.3	-0.6	-1	1.9	-0.4
ACC%	71%	52%	39%	65%	66%	64%	45%	55%	60%	51%	54%

153	BOWMONT QUEEN L086 (AI) (P)	Calved: 24/07/2015	Tattoo: L086	ID No: GRKL086	<p>HEATHERDALE OPIUM U78 (AI) (P) VALMA MERCHANT (AI) (P) VALMA EPICS MOONSHINE W50 (P) YAVENVALE GURU G031 (P) SOUTH BUKALONG WALLACE 2 (P) YAVENVALE TREASURE D403 (P) YAVENVALE TREASURE B247 (H) GLENDAN PARK STORM W134 (H) BOWMONT STORM C093 (H) BOWMONT MARITANA W168 (AI) (H) BOWMONT QUEEN G026 (H) BOWMONT HIGH ENERGY W185 (H) BOWMONT QUEEN E035 (AI) (H) BOWMONT QUEEN B629 (H)</p>																																			
<table border="1" style="width:100%; border-collapse: collapse;"> <tr> <th colspan="2">MARKET INDEX VALUES</th> </tr> <tr> <td>Supermarket</td> <td style="text-align: right;">\$86</td> </tr> <tr> <td>Grass Fed</td> <td style="text-align: right;">\$84</td> </tr> <tr> <td>Grain Fed</td> <td style="text-align: right;">\$105</td> </tr> <tr> <td>EU</td> <td style="text-align: right;">\$94</td> </tr> </table>					MARKET INDEX VALUES		Supermarket	\$86	Grass Fed	\$84	Grain Fed	\$105	EU	\$94																										
MARKET INDEX VALUES																																								
Supermarket	\$86																																							
Grass Fed	\$84																																							
Grain Fed	\$105																																							
EU	\$94																																							
<p>Traits Observed: GL,CE,BWT,200WT,400WT,FAT,EMA,IMF</p> <p>Joining Details: AI- GLENTREVOR WALLACE H427 5/10/16. BACK UP- ALLENDALE WATERFORD J172 24/10/16 TO 5/1/17</p>																																								
Purchaser: \$:.....																																								
December 2016 Hereford GROUP BREEDPLAN																																								
<table border="1" style="width:100%; border-collapse: collapse;"> <tr> <td></td> <td style="text-align: center;">BW</td> <td style="text-align: center;">Scrotal</td> <td style="text-align: center;">Milk</td> <td style="text-align: center;">200G</td> <td style="text-align: center;">400G</td> <td style="text-align: center;">600G</td> <td style="text-align: center;">EMA</td> <td style="text-align: center;">Rib</td> <td style="text-align: center;">Rump</td> <td style="text-align: center;">RBY</td> <td style="text-align: center;">IMF</td> </tr> <tr> <td>EBV</td> <td style="text-align: center;">4.2</td> <td style="text-align: center;">0.7</td> <td style="text-align: center;">16</td> <td style="text-align: center;">31</td> <td style="text-align: center;">50</td> <td style="text-align: center;">72</td> <td style="text-align: center;">5.8</td> <td style="text-align: center;">0.7</td> <td style="text-align: center;">1.4</td> <td style="text-align: center;">1.1</td> <td style="text-align: center;">1</td> </tr> <tr> <td>ACC%</td> <td style="text-align: center;">72%</td> <td style="text-align: center;">58%</td> <td style="text-align: center;">43%</td> <td style="text-align: center;">68%</td> <td style="text-align: center;">68%</td> <td style="text-align: center;">67%</td> <td style="text-align: center;">52%</td> <td style="text-align: center;">58%</td> <td style="text-align: center;">63%</td> <td style="text-align: center;">54%</td> <td style="text-align: center;">58%</td> </tr> </table>						BW	Scrotal	Milk	200G	400G	600G	EMA	Rib	Rump	RBY	IMF	EBV	4.2	0.7	16	31	50	72	5.8	0.7	1.4	1.1	1	ACC%	72%	58%	43%	68%	68%	67%	52%	58%	63%	54%	58%
	BW	Scrotal	Milk	200G	400G	600G	EMA	Rib	Rump	RBY	IMF																													
EBV	4.2	0.7	16	31	50	72	5.8	0.7	1.4	1.1	1																													
ACC%	72%	58%	43%	68%	68%	67%	52%	58%	63%	54%	58%																													

154	BOWMONT QUEEN L089 (S)	Calved: 26/07/2015	Tattoo: L089	ID No: GRKL089	<p>WIRRUNA ABERCORN (AI) (P) ALLENDALE YEMEN E39 (P) ALLENDALE FANCY A158 (AI) (ET) (S) ALLENDALE COLLINGWOOD G20 (AI) (P) HEATHERDALE MAGNUM C97 (P) ALLENDALE BLUE MIST E13 (P) HEATHERDALE BLUE MIST C25 (AI) (P) CL 1 DOMINO 637S 1ET (H) CL 1 DOMINO 955W (IMP USA) (H) CL 1 DOMINETTE 5152R (H) BOWMONT QUEEN J032 (AI) (H) GLENDAN PARK STORM W134 (H) BOWMONT QUEEN C054 (H) BOWMONT QUEEN W195 (AI) (H)</p>																																			
<table border="1" style="width:100%; border-collapse: collapse;"> <tr> <th colspan="2">MARKET INDEX VALUES</th> </tr> <tr> <td>Supermarket</td> <td style="text-align: right;">\$77</td> </tr> <tr> <td>Grass Fed</td> <td style="text-align: right;">\$73</td> </tr> <tr> <td>Grain Fed</td> <td style="text-align: right;">\$91</td> </tr> <tr> <td>EU</td> <td style="text-align: right;">\$87</td> </tr> </table>					MARKET INDEX VALUES		Supermarket	\$77	Grass Fed	\$73	Grain Fed	\$91	EU	\$87																										
MARKET INDEX VALUES																																								
Supermarket	\$77																																							
Grass Fed	\$73																																							
Grain Fed	\$91																																							
EU	\$87																																							
<p>Traits Observed: CE,BWT,200WT,400WT,FAT,EMA,IMF</p> <p>Joining Details: AI- WIRRUNA JUSTIN J13 5/10/16. BACK UP- ALLENDALE WATERFORD J172 24/10/16 TO 5/1/17</p>																																								
Purchaser: \$:.....																																								
December 2016 Hereford GROUP BREEDPLAN																																								
<table border="1" style="width:100%; border-collapse: collapse;"> <tr> <td></td> <td style="text-align: center;">BW</td> <td style="text-align: center;">Scrotal</td> <td style="text-align: center;">Milk</td> <td style="text-align: center;">200G</td> <td style="text-align: center;">400G</td> <td style="text-align: center;">600G</td> <td style="text-align: center;">EMA</td> <td style="text-align: center;">Rib</td> <td style="text-align: center;">Rump</td> <td style="text-align: center;">RBY</td> <td style="text-align: center;">IMF</td> </tr> <tr> <td>EBV</td> <td style="text-align: center;">4.2</td> <td style="text-align: center;">1.5</td> <td style="text-align: center;">19</td> <td style="text-align: center;">30</td> <td style="text-align: center;">45</td> <td style="text-align: center;">69</td> <td style="text-align: center;">3.2</td> <td style="text-align: center;">0.1</td> <td style="text-align: center;">-0.2</td> <td style="text-align: center;">1</td> <td style="text-align: center;">0.7</td> </tr> <tr> <td>ACC%</td> <td style="text-align: center;">72%</td> <td style="text-align: center;">52%</td> <td style="text-align: center;">40%</td> <td style="text-align: center;">66%</td> <td style="text-align: center;">66%</td> <td style="text-align: center;">64%</td> <td style="text-align: center;">46%</td> <td style="text-align: center;">55%</td> <td style="text-align: center;">60%</td> <td style="text-align: center;">51%</td> <td style="text-align: center;">54%</td> </tr> </table>						BW	Scrotal	Milk	200G	400G	600G	EMA	Rib	Rump	RBY	IMF	EBV	4.2	1.5	19	30	45	69	3.2	0.1	-0.2	1	0.7	ACC%	72%	52%	40%	66%	66%	64%	46%	55%	60%	51%	54%
	BW	Scrotal	Milk	200G	400G	600G	EMA	Rib	Rump	RBY	IMF																													
EBV	4.2	1.5	19	30	45	69	3.2	0.1	-0.2	1	0.7																													
ACC%	72%	52%	40%	66%	66%	64%	46%	55%	60%	51%	54%																													

155	BOWMONT MARITANA L090 (S)	Calved: 26/07/2015	Tattoo: L090	ID No: GRKL090	<p>WIRRUNA ABERCORN (AI) (P) ALLENDALE YEMEN E39 (P) ALLENDALE FANCY A158 (AI) (ET) (S) ALLENDALE COLLINGWOOD G20 (AI) (P) HEATHERDALE MAGNUM C97 (P) ALLENDALE BLUE MIST E13 (P) HEATHERDALE BLUE MIST C25 (AI) (P) KIDMAN ESSENTIAL B9 (P) KIDMAN THINK BIG E31 (AI) (TW) (P) KIDMAN LORNA X64 (TW) (P) BOWMONT MARITANA J046 (AI) (P) ALLENDALE WATERHOUSE D1 (P) BOWMONT MARITANA F020 (AI) (P) BOWMONT MARITANA C094 (H#)</p>																																			
<table border="1" style="width:100%; border-collapse: collapse;"> <tr> <th colspan="2">MARKET INDEX VALUES</th> </tr> <tr> <td>Supermarket</td> <td style="text-align: right;">\$73</td> </tr> <tr> <td>Grass Fed</td> <td style="text-align: right;">\$68</td> </tr> <tr> <td>Grain Fed</td> <td style="text-align: right;">\$69</td> </tr> <tr> <td>EU</td> <td style="text-align: right;">\$82</td> </tr> </table>					MARKET INDEX VALUES		Supermarket	\$73	Grass Fed	\$68	Grain Fed	\$69	EU	\$82																										
MARKET INDEX VALUES																																								
Supermarket	\$73																																							
Grass Fed	\$68																																							
Grain Fed	\$69																																							
EU	\$82																																							
<p>Traits Observed: CE,BWT,200WT,400WT,FAT,EMA,IMF</p> <p>Joining Details: AI- GLENTREVOR WALLACE H427 5/10/16. BACK UP- ALLENDALE WATERFORD J172 24/10/16 TO 5/1/17</p>																																								
Purchaser: \$:.....																																								
December 2016 Hereford GROUP BREEDPLAN																																								
<table border="1" style="width:100%; border-collapse: collapse;"> <tr> <td></td> <td style="text-align: center;">BW</td> <td style="text-align: center;">Scrotal</td> <td style="text-align: center;">Milk</td> <td style="text-align: center;">200G</td> <td style="text-align: center;">400G</td> <td style="text-align: center;">600G</td> <td style="text-align: center;">EMA</td> <td style="text-align: center;">Rib</td> <td style="text-align: center;">Rump</td> <td style="text-align: center;">RBY</td> <td style="text-align: center;">IMF</td> </tr> <tr> <td>EBV</td> <td style="text-align: center;">5.2</td> <td style="text-align: center;">1.9</td> <td style="text-align: center;">17</td> <td style="text-align: center;">34</td> <td style="text-align: center;">46</td> <td style="text-align: center;">68</td> <td style="text-align: center;">2.6</td> <td style="text-align: center;">0.1</td> <td style="text-align: center;">0.3</td> <td style="text-align: center;">0.9</td> <td style="text-align: center;">-0.3</td> </tr> <tr> <td>ACC%</td> <td style="text-align: center;">72%</td> <td style="text-align: center;">53%</td> <td style="text-align: center;">38%</td> <td style="text-align: center;">66%</td> <td style="text-align: center;">66%</td> <td style="text-align: center;">65%</td> <td style="text-align: center;">46%</td> <td style="text-align: center;">56%</td> <td style="text-align: center;">61%</td> <td style="text-align: center;">52%</td> <td style="text-align: center;">55%</td> </tr> </table>						BW	Scrotal	Milk	200G	400G	600G	EMA	Rib	Rump	RBY	IMF	EBV	5.2	1.9	17	34	46	68	2.6	0.1	0.3	0.9	-0.3	ACC%	72%	53%	38%	66%	66%	65%	46%	56%	61%	52%	55%
	BW	Scrotal	Milk	200G	400G	600G	EMA	Rib	Rump	RBY	IMF																													
EBV	5.2	1.9	17	34	46	68	2.6	0.1	0.3	0.9	-0.3																													
ACC%	72%	53%	38%	66%	66%	65%	46%	56%	61%	52%	55%																													

156	BOWMONT QUEEN L091 (P)	Calved: 26/07/2015	Tattoo: L091	ID No: GRKL091	<p>WIRRUNA ABERCORN (AI) (P) ALLENDALE YEMEN E39 (P) ALLENDALE FANCY A158 (AI) (ET) (S) ALLENDALE COLLINGWOOD G20 (AI) (P) HEATHERDALE MAGNUM C97 (P) ALLENDALE BLUE MIST E13 (P) HEATHERDALE BLUE MIST C25 (AI) (P) BOWMONT STORM C093 (H) BOWMONT C093 STORM F130 (H) BOWMONT L MINERVA W142 (AI) (H) BOWMONT QUEEN J045 (AI) (H) BOWMONT KING U943 (AI) (H) BOWMONT QUEEN B607 (AI) (H) BOWMONT QUEEN Y402 (H)</p>																																			
<table border="1" style="width:100%; border-collapse: collapse;"> <tr> <th colspan="2">MARKET INDEX VALUES</th> </tr> <tr> <td>Supermarket</td> <td style="text-align: right;">\$65</td> </tr> <tr> <td>Grass Fed</td> <td style="text-align: right;">\$60</td> </tr> <tr> <td>Grain Fed</td> <td style="text-align: right;">\$75</td> </tr> <tr> <td>EU</td> <td style="text-align: right;">\$73</td> </tr> </table>					MARKET INDEX VALUES		Supermarket	\$65	Grass Fed	\$60	Grain Fed	\$75	EU	\$73																										
MARKET INDEX VALUES																																								
Supermarket	\$65																																							
Grass Fed	\$60																																							
Grain Fed	\$75																																							
EU	\$73																																							
<p>Traits Observed: CE,BWT,200WT,400WT,FAT,EMA,IMF</p> <p>Joining Details: AI- WIRRUNA JUSTIN J13 5/10/16. BACK UP- ALLENDALE WATERFORD J172 24/10/16 TO 5/1/17</p>																																								
Purchaser: \$:.....																																								
December 2016 Hereford GROUP BREEDPLAN																																								
<table border="1" style="width:100%; border-collapse: collapse;"> <tr> <td></td> <td style="text-align: center;">BW</td> <td style="text-align: center;">Scrotal</td> <td style="text-align: center;">Milk</td> <td style="text-align: center;">200G</td> <td style="text-align: center;">400G</td> <td style="text-align: center;">600G</td> <td style="text-align: center;">EMA</td> <td style="text-align: center;">Rib</td> <td style="text-align: center;">Rump</td> <td style="text-align: center;">RBY</td> <td style="text-align: center;">IMF</td> </tr> <tr> <td>EBV</td> <td style="text-align: center;">5.6</td> <td style="text-align: center;">1.2</td> <td style="text-align: center;">15</td> <td style="text-align: center;">31</td> <td style="text-align: center;">44</td> <td style="text-align: center;">66</td> <td style="text-align: center;">3.1</td> <td style="text-align: center;">0.1</td> <td style="text-align: center;">0</td> <td style="text-align: center;">0.9</td> <td style="text-align: center;">0.5</td> </tr> <tr> <td>ACC%</td> <td style="text-align: center;">71%</td> <td style="text-align: center;">52%</td> <td style="text-align: center;">39%</td> <td style="text-align: center;">65%</td> <td style="text-align: center;">66%</td> <td style="text-align: center;">64%</td> <td style="text-align: center;">46%</td> <td style="text-align: center;">55%</td> <td style="text-align: center;">60%</td> <td style="text-align: center;">52%</td> <td style="text-align: center;">54%</td> </tr> </table>						BW	Scrotal	Milk	200G	400G	600G	EMA	Rib	Rump	RBY	IMF	EBV	5.6	1.2	15	31	44	66	3.1	0.1	0	0.9	0.5	ACC%	71%	52%	39%	65%	66%	64%	46%	55%	60%	52%	54%
	BW	Scrotal	Milk	200G	400G	600G	EMA	Rib	Rump	RBY	IMF																													
EBV	5.6	1.2	15	31	44	66	3.1	0.1	0	0.9	0.5																													
ACC%	71%	52%	39%	65%	66%	64%	46%	55%	60%	52%	54%																													

157 BOWMONT QUEEN L094 (P)
 Calved: 27/07/2015 Tattoo: L094 ID No: GRKL094

MARKET INDEX VALUES	
Supermarket	\$74
Grass Fed	\$69
Grain Fed	\$78
EU	\$82

Traits Observed:
CE,BWT,200WT,400WT,FAT,EMA,IMF

Joining Details:
AI- GLENTREVOR WALLACE H427
5/10/16.
BACK UP- ALLENDALE WATERFORD
J172 24/10/16 TO 5/1/17

WIRRUNA ABERCORN (AI) (P)
 ALLENDALE YEMEN E39 (P)
 ALLENDALE FANCY A158 (AI) (ET) (S)
ALLENDALE COLLINGWOOD G20 (AI) (P)
 HEATHERDALE MAGNUM C97 (P)
 ALLENDALE BLUE MIST E13 (P)
 HEATHERDALE BLUE MIST C25 (AI) (P)
 KIDMAN ESSENTIAL B9 (P)
 KIDMAN THINK BIG E31 (AI) (TW) (P)
 KIDMAN LORNA X64 (TW) (P)
BOWMONT QUEEN J108 (AI) (P)
 BOWMONT STORM C093 (H)
 BOWMONT QUEEN F075 (H)
 BOWMONT QUEEN B643 (AI) (H)

Purchaser: \$:.....

December 2016 Hereford GROUP BREEDPLAN											
	BW	Scrotal	Milk	200G	400G	600G	EMA	Rib	Rump	RBY	IMF
EBV	5.5	1.5	15	33	51	72	3.3	0.3	0.5	0.9	0.2
ACC%	71%	53%	38%	65%	66%	65%	46%	55%	61%	52%	55%

158 BOWMONT QUEEN L096 (P)
 Calved: 28/07/2015 Tattoo: L096 ID No: GRKL096

MARKET INDEX VALUES	
Supermarket	\$69
Grass Fed	\$62
Grain Fed	\$62
EU	\$76

Traits Observed:
CE,BWT,200WT,400WT,FAT,EMA,IMF

Joining Details:
AI- GLENTREVOR WALLACE H427
5/10/16.
BACK UP- ALLENDALE WATERFORD
J172 24/10/16 TO 5/1/17

WIRRUNA ABERCORN (AI) (P)
 ALLENDALE YEMEN E39 (P)
 ALLENDALE FANCY A158 (AI) (ET) (S)
ALLENDALE COLLINGWOOD G20 (AI) (P)
 HEATHERDALE MAGNUM C97 (P)
 ALLENDALE BLUE MIST E13 (P)
 HEATHERDALE BLUE MIST C25 (AI) (P)
 COURALLIE UROPA Y126 (AI) (H)
 KALUDAH UROPA E049 (H)
 KALUDAH HAPPY DAY C614 (H)
BOWMONT QUEEN J070 (H)
 SMITHSTON WEE DRAM ET1 (AI) (ET) (H)
 BOWMONT QUEEN G015 (AI) (H)
 BOWMONT QUEEN E056 (H)

Purchaser: \$:.....

December 2016 Hereford GROUP BREEDPLAN											
	BW	Scrotal	Milk	200G	400G	600G	EMA	Rib	Rump	RBY	IMF
EBV	6.6	1.5	18	36	49	75	2.1	-0.2	-0.3	1.3	-0.5
ACC%	71%	51%	37%	65%	66%	64%	45%	55%	60%	51%	54%

159 BOWMONT QUEEN L098 (TW) (H)
 Calved: 28/07/2015 Tattoo: L098 ID No: GRKL098

MARKET INDEX VALUES	
Supermarket	\$61
Grass Fed	\$53
Grain Fed	\$55
EU	\$66

Traits Observed:
BWT,200WT,400WT,FAT,EMA,IMF

Joining Details:
AI- GLENTREVOR WALLACE H427
5/10/16.
BACK UP- ALLENDALE WATERFORD
J172 24/10/16 TO 5/1/17

PARSON HILL PRESIDENT ET (AI) (ET) (H)
 DAI MARU PANASONIC (AI) (H)
 DAI MARU OYSTER W509 (AI) (H)
KYMARNEY PANOSONIC (H)
 YARRAM STAR GENERAL S160 (AI) (H)
 KYMARNEY GWEN Y002 ET1 (AI) (ET) (H)
 KYMARNEY GWEN N10 (H)
 LLANTHLOTHAN STORM U964 (H)
 GLENDAN PARK STORM W134 (H)
 ZUM PARK ATHENA (H)
BOWMONT QUEEN C065 (H)
 VENA PARK SHARKA (H)
 BOWMONT QUEEN 222 (AI) (H)
 BOWMONT QUEEN 172 (H)

Purchaser: \$:.....

December 2016 Hereford GROUP BREEDPLAN											
	BW	Scrotal	Milk	200G	400G	600G	EMA	Rib	Rump	RBY	IMF
EBV	6.5	2.2	15	30	53	78	2.4	0	0.3	0.4	0.1
ACC%	70%	53%	45%	65%	65%	63%	45%	54%	59%	50%	53%

160 BOWMONT QUEEN L106 (H)
 Calved: 30/07/2015 Tattoo: L106 ID No: GRKL106

MARKET INDEX VALUES	
Supermarket	\$60
Grass Fed	\$53
Grain Fed	\$52
EU	\$67

Traits Observed:
CE,BWT,200WT,400WT,FAT,EMA,IMF

Joining Details:
AI- WIRRUNA JUSTIN J13 5/10/16.
BACK UP- ALLENDALE WATERFORD
J172 24/10/16 TO 5/1/17

PARSON HILL PRESIDENT ET (AI) (ET) (H)
 DAI MARU PANASONIC (AI) (H)
 DAI MARU OYSTER W509 (AI) (H)
KYMARNEY PANOSONIC (H)
 YARRAM STAR GENERAL S160 (AI) (H)
 KYMARNEY GWEN Y002 ET1 (AI) (ET) (H)
 KYMARNEY GWEN N10 (H)
 PARSON HILL ROCKTIME (AI) (H)
 SMITHSTON VICTORY BLEND ET (ET) (H)
 GUNYAH ALBIA 53 (H)
BOWMONT QUEEN B629 (H)
 TARCOCMBE CAPTAIN (H)
 BOWMONT QUEEN Y333 (AI) (H)
 BOWMONT QUEEN 207 (AI) (H)

Purchaser: \$:.....

December 2016 Hereford GROUP BREEDPLAN											
	BW	Scrotal	Milk	200G	400G	600G	EMA	Rib	Rump	RBY	IMF
EBV	6.8	1.7	12	30	51	74	2.7	0	0.1	1.1	-0.3
ACC%	70%	51%	44%	65%	65%	63%	44%	54%	59%	50%	53%

161

BOWMONT QUEEN L121 (S)

Calved: 09/08/2015 Tattoo: L121 ID No: GRKL121

MARKET INDEX VALUES	
Supermarket	\$89
Grass Fed	\$80
Grain Fed	\$77
EU	\$98

Traits Observed:
CE,BWT,200WT,400WT,FAT,EMA,IMF

Joining Details:
AI- GLENTREVOR WALLACE H427
5/10/16.
BACK UP- ALLENDALE WATERFORD
J172 24/10/16 TO 5/1/17

KIDMAN ESSENTIAL B9 (P)
KIDMAN THINK BIG E31 (AI) (TW) (P)
KIDMAN LORNA X64 (TW) (P)
BOWMONT THINK BIG J031 (AI) (P)
STUDBROOK CHALLENGE B069 (AI) (P)
BOWMONT QUEEN E157 (P)
BOWMONT QUEEN Y341 (AI) (TW) (H)
ALLENDALE SUPERSTAR B28 (AI) (ET) (S)
ALLENDALE YALLARO I 2 (AI) (TW) (P)
ALLENDALE FANCY A181 (AI) (P)
BOWMONT QUEEN H021 (AI) (P)
BOWEN VINCENT V1 (S)
BOWMONT QUEEN D003 (AI) (H#)
BOWMONT QUEEN B659 (AI) (TW) (H)

Purchaser: \$:.....



December 2016 Hereford GROUP BREEDPLAN											
	BW	Scrotal	Milk	200G	400G	600G	EMA	Rib	Rump	RBV	IMF
EBV	5.9		15	41	64	88	2.6	-0.1	-0.1	1.1	-0.7
ACC%	70%		38%	63%	64%	63%	43%	53%	58%	49%	52%

162

BOWMONT CHERRY RIPE L122 (P)

Calved: 12/08/2015 Tattoo: L122 ID No: GRKL122

MARKET INDEX VALUES	
Supermarket	\$89
Grass Fed	\$81
Grain Fed	\$75
EU	\$98

Traits Observed:
CE,BWT,200WT,400WT,FAT,EMA,IMF

Joining Details:
AI- GLENTREVOR WALLACE H427
5/10/16.
BACK UP- ALLENDALE WATERFORD
J172 24/10/16 TO 5/1/17

KIDMAN ESSENTIAL B9 (P)
KIDMAN THINK BIG E31 (AI) (TW) (P)
KIDMAN LORNA X64 (TW) (P)
BOWMONT THINK BIG J031 (AI) (P)
STUDBROOK CHALLENGE B069 (AI) (P)
BOWMONT QUEEN E157 (P)
BOWMONT QUEEN Y341 (AI) (TW) (H)
ALLENDALE SUPERSTAR B28 (AI) (ET) (S)
ALLENDALE YALLARO I 2 (AI) (TW) (P)
ALLENDALE FANCY A181 (AI) (P)
BOWMONT CHERRY RIPE H050 (AI) (P)
BOWEN VINCENT V1 (S)
BOWMONT CHERRY RIPE D021 (AI) (H#)
BOWMONT CHERRY RIPE B721 (AI) (H)

Purchaser: \$:.....



December 2016 Hereford GROUP BREEDPLAN											
	BW	Scrotal	Milk	200G	400G	600G	EMA	Rib	Rump	RBV	IMF
EBV	4.3		11	31	62	84	2.8	0	0.2	1.1	-0.8
ACC%	67%		37%	62%	63%	62%	43%	53%	58%	49%	52%

163

BOWMONT QUEEN L129 (H)

Calved: 15/08/2015 Tattoo: L129 ID No: GRKL129

MARKET INDEX VALUES	
Supermarket	\$63
Grass Fed	\$55
Grain Fed	\$61
EU	\$70

Traits Observed:
CE,BWT,200WT,400WT,FAT,EMA,IMF

Joining Details:
AI- GLENTREVOR WALLACE H427
5/10/16.
BACK UP- ALLENDALE WATERFORD
J172 24/10/16 TO 5/1/17

CHURCHILL VARIATION (TW) (H)
CHURCHILL VARIATION Z120 (H)
CHURCHILL ANGELA W541 (AI) (H)
BOLONG VARIATION G046 (H)
RACOVOLIS TAM O'SHANTER Y550 ET (ET) (H)
BOLONG C012 (H)
BOLONG X034 (H)
COOTHARABA MAGNUM (H)
MAWARRA VALIANT (TW) (H)
MAWARRA PRINCESS 40 (H)
BOWMONT QUEEN G095 (H)
BOWMONT DUKE R601 (AI) (H)
BOWMONT QUEEN W169 (AI) (H)
BOWMONT QUEEN 183 (H)

Purchaser: \$:.....



December 2016 Hereford GROUP BREEDPLAN											
	BW	Scrotal	Milk	200G	400G	600G	EMA	Rib	Rump	RBV	IMF
EBV	8.7	1.3	11	40	57	83	1.8	0.5	0.8	0.3	0.1
ACC%	70%	52%	36%	65%	65%	63%	44%	54%	59%	50%	53%

164

BOWMONT QUEEN L134 (H#)

Calved: 19/08/2015 Tattoo: L134 ID No: GRKL134

MARKET INDEX VALUES	
Supermarket	\$79
Grass Fed	\$75
Grain Fed	\$95
EU	\$89

Traits Observed:
CE,BWT,200WT,400WT,FAT,EMA,IMF

Joining Details:
AI- GLENTREVOR WALLACE H427
5/10/16.
BACK UP- ALLENDALE WATERFORD
J172 24/10/16 TO 5/1/17

WIRRUNA ABERCORN (AI) (P)
ALLENDALE YEMEN E39 (P)
ALLENDALE FANCY A158 (AI) (ET) (S)
ALLENDALE COLLINGWOOD G20 (AI) (P)
HEATHERDALE MAGNUM C97 (P)
ALLENDALE BLUE MIST E13 (P)
HEATHERDALE BLUE MIST C25 (AI) (P)
GLEDAN PARK STORM W134 (H)
BOWMONT STORM C093 (H)
BOWMONT MARITANA W168 (AI) (H)
BOWMONT QUEEN J137 (H)
BRAMBLE NEWCASTER N177 ET6 (AI) (ET) (H)
BOWMONT QUEEN X250 (AI) (H)
BOWMONT QUEEN 190 (AI) (H)

Purchaser: \$:.....



December 2016 Hereford GROUP BREEDPLAN											
	BW	Scrotal	Milk	200G	400G	600G	EMA	Rib	Rump	RBV	IMF
EBV	4.5	1.4	15	29	49	73	4	-0.1	-0.1	1.1	0.8
ACC%	70%	54%	42%	65%	66%	64%	47%	56%	61%	52%	55%

165 BOWMONT QUEEN L137 (H)
 Calved: 20/08/2015 Tattoo: L137 ID No: GRKL137

MARKET INDEX VALUES	
Supermarket	\$71
Grass Fed	\$62
Grain Fed	\$71
EU	\$77

Traits Observed: CE,BWT,200WT,400WT,FAT,EMA,IMF

Joining Details:
 AI- GLENTREVOR WALLACE H427
 5/10/16.
 BACK UP- ALLENDALE WATERFORD
 J172 24/10/16 TO 5/1/17

Churchill Variation (TW) (H)
 CHURCHILL VARIATION Z120 (H)
 CHURCHILL ANGELA W541 (AI) (H)

BOLONG VARIATION G046 (H)
 RACOVOLIS TAM O'SHANTER Y550 ET (ET) (H)
 BOLONG C012 (H)
 BOLONG X034 (H)

BOWMONT QUEEN H153 (H)
 FOXFORTH VALUABLE (H)
 TALBALBA VARMINT (H)
 BUNDARRA MONICA V70 (H)
 RED HILL TIME BOMB (AI) (ET) (H)
 BOWMONT QUEEN Y320 (AI) (H)
 BOWMONT QUEEN W196 (H)

Purchaser: \$:.....

December 2016 Hereford GROUP BREEDPLAN											
	BW	Scrotal	Milk	200G	400G	600G	EMA	Rib	Rump	RBY	IMF
EBV	8.6	1.7	13	40	64	90	2.8	0.1	0.2	0.9	0.2
ACC%	71%	52%	35%	65%	66%	64%	44%	54%	60%	50%	53%

166 BOWMONT QUEEN L139 (H)
 Calved: 21/08/2015 Tattoo: L139 ID No: GRKL139

MARKET INDEX VALUES	
Supermarket	\$84
Grass Fed	\$79
Grain Fed	\$96
EU	\$93

Traits Observed: CE,BWT,200WT,400WT,FAT,EMA,IMF

Joining Details:
 AI- WIRRUNA JUSTIN J13 5/10/16.
 BACK UP- ALLENDALE WATERFORD
 J172 24/10/16 TO 5/1/17

Churchill Variation (TW) (H)
 CHURCHILL VARIATION Z120 (H)
 CHURCHILL ANGELA W541 (AI) (H)

BOLONG VARIATION G046 (H)
 RACOVOLIS TAM O'SHANTER Y550 ET (ET) (H)
 BOLONG C012 (H)
 BOLONG X034 (H)

BOWMONT QUEEN H014 (H)
 COOTHARABA MAGNUM (H)
 MAWARRA VALIANT (TW) (H)
 MAWARRA PRINCESS 40 (H)
 BOWMONT VICTORY BLEND B684 (H)
 BOWMONT QUEEN F019 (AI) (H)
 BOWMONT MARITANA Y368 (H)

Purchaser: \$:.....

December 2016 Hereford GROUP BREEDPLAN											
	BW	Scrotal	Milk	200G	400G	600G	EMA	Rib	Rump	RBY	IMF
EBV	6.1	1.6	9	32	59	81	2.7	1.1	1.7	0	0.7
ACC%	71%	50%	34%	65%	66%	64%	44%	54%	60%	50%	54%

167 BOWMONT QUEEN L144 (H)
 Calved: 24/08/2015 Tattoo: L144 ID No: GRKL144

MARKET INDEX VALUES	
Supermarket	\$72
Grass Fed	\$67
Grain Fed	\$76
EU	\$81

Traits Observed: CE,BWT,200WT,400WT,FAT,EMA,IMF

Joining Details:
 AI- GLENTREVOR WALLACE H427
 5/10/16.
 BACK UP- ALLENDALE WATERFORD
 J172 24/10/16 TO 5/1/17

Parson Hill President ET (AI) (ET) (H)
 DAI MARU PANASONIC (AI) (H)
 DAI MARU OYSTER W509 (AI) (H)

KYMARNEY PANOSONIC (H)
 YARRAM STAR GENERAL S160 (AI) (H)
 KYMARNEY GWEN Y002 ET1 (AI) (ET) (H)
 KYMARNEY GWEN N10 (H)

BOWMONT QUEEN F110 (H)
 GLENDAN PARK STORM W134 (H)
 BOWMONT STORM C093 (H)
 BOWMONT MARITANA W168 (AI) (H)
 SMITHSTON VICTORY BLEND ET (ET) (H)
 BOWMONT QUEEN C037 (H)
 BOWMONT QUEEN W105 (AI) (H)

Purchaser: \$:.....

December 2016 Hereford GROUP BREEDPLAN											
	BW	Scrotal	Milk	200G	400G	600G	EMA	Rib	Rump	RBY	IMF
EBV	4.6		16	29	49	70	3.6	-0.1	0.1	0.9	0.4
ACC%	70%		42%	64%	64%	62%	44%	54%	59%	50%	52%

168 BOWMONT MARITANA L146 (H)
 Calved: 24/08/2015 Tattoo: L146 ID No: GRKL146

MARKET INDEX VALUES	
Supermarket	\$67
Grass Fed	\$59
Grain Fed	\$63
EU	\$75

Traits Observed: CE,BWT,200WT,400WT,FAT,EMA,IMF

Joining Details:
 AI- GLENTREVOR WALLACE H427
 5/10/16.
 BACK UP- ALLENDALE WATERFORD
 J172 24/10/16 TO 5/1/17

Parson Hill President ET (AI) (ET) (H)
 DAI MARU PANASONIC (AI) (H)
 DAI MARU OYSTER W509 (AI) (H)

KYMARNEY PANOSONIC (H)
 YARRAM STAR GENERAL S160 (AI) (H)
 KYMARNEY GWEN Y002 ET1 (AI) (ET) (H)
 KYMARNEY GWEN N10 (H)

BOWMONT MARITANA H086 (H)
 SUGARLOAF CRACOV A231 (H)
 GUNYAH WINCHESTER (H)
 GUNYAH LOYAL Y319 (H)
 GLENDAN PARK STORM W134 (H)
 BOWMONT MARITANA E106 (AI) (H)
 BOWMONT MARITANA B646 (AI) (H)

Purchaser: \$:.....

December 2016 Hereford GROUP BREEDPLAN											
	BW	Scrotal	Milk	200G	400G	600G	EMA	Rib	Rump	RBY	IMF
EBV	6.7		15	34	55	79	2.8	-0.5	-0.7	1	0
ACC%	70%		37%	63%	63%	61%	42%	52%	58%	48%	51%

169

BOWMONT MARITANA L147 (H#)

Calved: 25/08/2015 Tattoo: L147 ID No: GRKL147

MARKET INDEX VALUES	
Supermarket	\$62
Grass Fed	\$58
Grain Fed	\$67
EU	\$69

Traits Observed:
GL,CE,BWT,200WT,400WT,FAT,EMA,IMF

Joining Details:
AI- GLENTREVOR WALLACE H427
5/10/16.
BACK UP- ALLENDALE WATERFORD
J172 24/10/16 TO 5/1/17

WIRRUNA ABERCORN (AI) (P)
ALLENDALE YEMEN E39 (P)
ALLENDALE FANCY A158 (AI) (ET) (S)
ALLENDALE COLLINGWOOD G20 (AI) (P)
HEATHERDALE MAGNUM C97 (P)
ALLENDALE BLUE MIST E13 (P)
HEATHERDALE BLUE MIST C25 (AI) (P)

GLENDAN PARK STORM W134 (H)
BOWMONT STORM C093 (H)
BOWMONT MARITANA W168 (AI) (H)

BOWMONT MARITANA J156 (P)
GRATHLYN EBBX VERTIGO A20 (AI) (ET) (P)
BOWMONT MARITANA D071 (H#)
BOWMONT MARITANA Y322 (AI) (H)

Purchaser: \$:.....



December 2016 Hereford GROUP BREEDPLAN											
	BW	Scrotal	Milk	200G	400G	600G	EMA	Rib	Rump	RBV	IMF
EBV	5.7	1.1	16	33	43	63	3.6	0.5	0.7	0.9	0.3
ACC%	69%	53%	41%	65%	66%	64%	47%	56%	61%	52%	55%

170

BOWMONT QUEEN L151 (H)

Calved: 30/08/2015 Tattoo: L151 ID No: GRKL151

MARKET INDEX VALUES	
Supermarket	\$81
Grass Fed	\$75
Grain Fed	\$92
EU	\$89

Traits Observed:
CE,BWT,200WT,400WT,FAT,EMA,IMF

Joining Details:
AI- GLENTREVOR WALLACE H427
5/10/16.
BACK UP- ALLENDALE WATERFORD
J172 24/10/16 TO 5/1/17

CHURCHILL VARIATION (TW) (H)
CHURCHILL VARIATION Z120 (H)
CHURCHILL ANGELA W541 (AI) (H)

BOLONG VARIATION G046 (H)
RACOVOLIS TAM O'SHANTER Y550 ET (ET) (H)
BOLONG C012 (H)
BOLONG X034 (H)

SMITHSTON VICTORY BLEND ET (ET) (H)
BOWMONT VICTORY BLEND Z458 (H)
BOWMONT QUEEN 203 (H)

BOWMONT QUEEN C114 (AI) (H)
BRAMBLE NEWCASTER N177 ET6 (AI) (ET) (H)
BOWMONT QUEEN X250 (AI) (H)
BOWMONT QUEEN 190 (AI) (H)

Purchaser: \$:.....



December 2016 Hereford GROUP BREEDPLAN											
	BW	Scrotal	Milk	200G	400G	600G	EMA	Rib	Rump	RBV	IMF
EBV	6.2	1.2	12	32	58	82	3.3	0.6	1.1	0.4	0.7
ACC%	71%	55%	41%	66%	67%	65%	45%	55%	60%	51%	55%

171

BOWMONT MARITANA L156 (H)

Calved: 03/09/2015 Tattoo: L156 ID No: GRKL156

MARKET INDEX VALUES	
Supermarket	
Grass Fed	
Grain Fed	
EU	

Traits Observed:

Joining Details:
AI- GLENTREVOR WALLACE H427
5/10/16.
BACK UP- ALLENDALE WATERFORD
J172 24/10/16 TO 5/1/17

CHURCHILL VARIATION (TW) (H)
CHURCHILL VARIATION Z120 (H)
CHURCHILL ANGELA W541 (AI) (H)

BOLONG VARIATION G046 (H)
RACOVOLIS TAM O'SHANTER Y550 ET (ET) (H)
BOLONG C012 (H)
BOLONG X034 (H)

COOTHARABA MAGNUM (H)
MAWARRA VICE ADMIRAL (H)
MAWARRA MINERVA 554 ET1 (AI) (ET) (H)

BOWMONT MARITANA H041 (AI) (H)
GLENDAN PARK STORM W134 (H)
BOWMONT MARITANA E113 (AI) (H)
BOWMONT MARITANA A583 (AI) (H)

Purchaser: \$:.....



December 2016 Hereford GROUP BREEDPLAN											
	BW	Scrotal	Milk	200G	400G	600G	EMA	Rib	Rump	RBV	IMF
EBV											
ACC%											

172

BOWMONT MARITANA K039 (AI) (H)

Calved: 09/07/2014 Tattoo: K039 ID No: GRKK039

MARKET INDEX VALUES	
Supermarket	\$61
Grass Fed	\$54
Grain Fed	\$57
EU	\$69

Traits Observed:
GL,CE,BWT,200WT,400WT,FAT,EMA,IMF

Joining Details:
AI- BOWMONT ECLIPSE K016 20/10/16.
BACK UP- ALLENDALE COLLINGWOOD
G20 6/11/16 TO 5/1/17

CHURCHILL VARIATION (TW) (H)
CHURCHILL VARIATION Z120 (H)
CHURCHILL ANGELA W541 (AI) (H)

BOLONG VARIATION G046 (H)
RACOVOLIS TAM O'SHANTER Y550 ET (ET) (H)
BOLONG C012 (H)
BOLONG X034 (H)

CHARNOCK FIREBALL (AI) (H)
CHARNOCK JACKAL (AI) (H)
CHARNOCK SUNSET 53 (H)

BOWMONT MARITANA E043 (AI) (H)
BOWMONT DUKE R601 (AI) (H)
BOWMONT MARITANA W167 (AI) (H)
BOWMONT MARITANA 278 (AI) (H)

Purchaser: \$:.....



December 2016 Hereford GROUP BREEDPLAN											
	BW	Scrotal	Milk	200G	400G	600G	EMA	Rib	Rump	RBV	IMF
EBV	6.8	1.1	11	32	50	73	2.2	-0.2	-0.2	1	-0.2
ACC%	73%	54%	39%	67%	67%	66%	45%	55%	60%	51%	54%

173 BOWMONT MARITANA K041 (AI) (P)
 Calved: 10/07/2014 Tattoo: K041 ID No: GRKK041

MARKET INDEX VALUES	
Supermarket	\$65
Grass Fed	\$64
Grain Fed	\$83
EU	\$76

Traits Observed: GL,CE,BWT,200WT,400WT,FAT,EMA,IMF

Joining Details:
 AI- BOWMONT HUSTLER L026 10/10/16.
 BACK UP- ALLENDALE WASHINGTON
 G82 28/10/16 TO 5/1/17

WIRRUNA ABERCORN (AI) (P)
 ALLENDALE YEMEN E39 (P)
 ALLENDALE FANCY A158 (AI) (ET) (S)
ALLENDALE COLLINGWOOD G20 (AI) (P)
 HEATHERDALE MAGNUM C97 (P)
 ALLENDALE BLUE MIST E13 (P)
 HEATHERDALE BLUE MIST C25 (AI) (P)
 ALLENDALE VAGABOND A74 (AI) (P)
 ALLENDALE WATERHOUSE D1 (P)
 ALLENDALE MARLINE X185 (P)
BOWMONT MARITANA G067 (AI) (P)
 RED HILL TIME BOMB (AI) (ET) (H)
 BOWMONT MARITANA Y322 (AI) (H)
 BOWMONT MARITANA 354 (H)

Purchaser: \$:.....

December 2016 Hereford GROUP BREEDPLAN											
	BW	Scrotal	Milk	200G	400G	600G	EMA	Rib	Rump	RBY	IMF
EBV	3.9	1.8	14	27	37	52	2.3	0.5	0.7	-0.4	1
ACC%	73%	56%	44%	67%	67%	66%	48%	56%	60%	52%	55%

174 BOWMONT SILVER Q K042 (AI) (H)
 Calved: 10/07/2014 Tattoo: K042 ID No: GRKK042

MARKET INDEX VALUES	
Supermarket	\$75
Grass Fed	\$67
Grain Fed	\$75
EU	\$81

Traits Observed: GL,CE,BWT,200WT,400WT,FAT,EMA,IMF

Joining Details:
 AI- ALLENDALE WASHINGTON K5
 20/10/16.
 BACK UP- ALLENDALE COLLINGWOOD
 G20 6/11/16 TO 5/1/17

CHURCHILL VARIATION (TW) (H)
 CHURCHILL VARIATION Z120 (H)
 CHURCHILL ANGELA W541 (AI) (H)
BOLONG VARIATION G046 (H)
 RACOVOLIS TAM O'SHANTER Y550 ET(ET) (H)
 BOLONG C012 (H)
 BOLONG X034 (H)
 PARK GROVE IMPRESSIONIST ET4 (ET) (H)
 SMITHSTON WEE DRAM ET1 (AI) (ET) (H)
 GLANMONNOW WAKEFUL 9 (H)
BOWMONT SILVER Q G009 (AI) (H)
 BOWMONT VICTORY BLEND B684 (H)
 BOWMONT SILVER Q E059 (AI) (H)
 BOWMONT SILVER Q A601 (H)

Purchaser: \$:.....

December 2016 Hereford GROUP BREEDPLAN											
	BW	Scrotal	Milk	200G	400G	600G	EMA	Rib	Rump	RBY	IMF
EBV	7	1.5	13	36	59	87	3	0.3	0.5	0.7	0.3
ACC%	73%	53%	37%	67%	67%	65%	45%	55%	60%	51%	54%

175 BOWMONT QUEEN K048 (AI) (H)
 Calved: 11/07/2014 Tattoo: K048 ID No: GRKK048

MARKET INDEX VALUES	
Supermarket	\$57
Grass Fed	\$52
Grain Fed	\$52
EU	\$64

Traits Observed: GL,CE,BWT,200WT,400WT,FAT,EMA,IMF

Joining Details:
 AI- ALLENDALE WASHINGTON K5
 11/10/16.
 BACK UP- ALLENDALE WASHINGTON
 G82 28/10/16 TO 5/1/17

LYONBANK JACK KNIFE (AI) (H)
 COURALLIE POMPEII (H)
 COURALLIE JEANNA L238 ET5 (ET) (H)
BUNDARRA D TOP GUN (AI) (H)
 GH COSMO LAD 30C (IMP CAN) (H)
 BUNDARRA CHOICE Q94 (AI) (H)
 TALBALBA CHOICE 26 (H)
 FOXFORTH VALUABLE (H)
 TALBALBA VARMINT (H)
 BUNDARRA MONICA V70 (H)
BOWMONT QUEEN G039 (H)
 GLENDAN PARK STORM W134 (H)
 BOWMONT QUEEN A624 (H)
 BOWMONT QUEEN 6 (AI) (H)

Purchaser: \$:.....

December 2016 Hereford GROUP BREEDPLAN											
	BW	Scrotal	Milk	200G	400G	600G	EMA	Rib	Rump	RBY	IMF
EBV	4.1	1.5	19	27	42	59	2.8	0	0.1	0.8	-0.1
ACC%	73%	55%	54%	69%	68%	68%	51%	59%	63%	56%	58%

176 BOWMONT QUEEN K051 (AI) (H)
 Calved: 11/07/2014 Tattoo: K051 ID No: GRKK051

MARKET INDEX VALUES	
Supermarket	\$73
Grass Fed	\$72
Grain Fed	\$98
EU	\$84

Traits Observed: GL,CE,BWT,200WT,400WT,FAT,EMA,IMF

Joining Details:
 AI- ALLENDALE WASHINGTON K5
 10/10/16.
 BACK UP- ALLENDALE WASHINGTON
 G82 28/10/16 TO 5/1/17

STR STANDARD 256B DOM LAD 68L (H)
 STANDARD 68L DOM LAD 38T (IMP CAN) (H)
 K 64H RIBSTONE LADY 112N (H)
BOWMONT DOM LAD G085 (AI) (H)
 ALKIRA VIKING (AI) (H)
 BOWMONT MARITANA Z486 (AI) (H)
 BOWMONT MARITANA 331 (H)
 PARK GROVE IMPRESSIONIST ET4 (ET) (H)
 SMITHSTON WEE DRAM ET1 (AI) (ET) (H)
 GLANMONNOW WAKEFUL 9 (H)
BOWMONT QUEEN G013 (AI) (H)
 NORTH END X061 (H)
 BOWMONT QUEEN E008 (AI) (H)
 BOWMONT QUEEN C004 (AI) (H)

Purchaser: \$:.....

December 2016 Hereford GROUP BREEDPLAN											
	BW	Scrotal	Milk	200G	400G	600G	EMA	Rib	Rump	RBY	IMF
EBV	2.7	1.7	19	20	35	53	3	0.5	0.5	0.4	1.3
ACC%	73%	52%	43%	68%	68%	67%	47%	56%	61%	53%	56%

177

BOWMONT QUEEN K062 (AI) (S)

Calved: 12/07/2014 Tattoo: K062 ID No: GRKK062

MARKET INDEX VALUES	
Supermarket	\$75
Grass Fed	\$71
Grain Fed	\$84
EU	\$85

Traits Observed:
GL,CE,BWT,200WT,400WT,FAT,EMA,IMF

Joining Details:
AI- BOWMONT HUSTLER L026 11/10/16.
BACK UP- ALLENDALE WASHINGTON
G82 28/10/16 TO 5/1/17

WIRRUNA ABERCORN (AI) (P)
ALLENDALE YEMEN E39 (P)
ALLENDALE FANCY A158 (AI) (ET) (S)
ALLENDALE COLLINGWOOD G20 (AI) (P)
HEATHERDALE MAGNUM C97 (P)
ALLENDALE BLUE MIST E13 (P)
HEATHERDALE BLUE MIST C25 (AI) (P)

COOTHARABA MAGNUM (H)
MAWARRA VALIANT (TW) (H)
MAWARRA PRINCESS 40 (H)
BOWMONT QUEEN H014 (H)
BOWMONT VICTORY BLEND B684 (H)
BOWMONT QUEEN F019 (AI) (H)
BOWMONT MARITANA Y368 (H)

Purchaser: \$:.....



December 2016 Hereford GROUP BREEDPLAN											
	BW	Scrotal	Milk	200G	400G	600G	EMA	Rib	Rump	RBY	IMF
EBV	5.8	1.5	12	31	48	70	3.3	0.3	0.5	0.8	0.4
ACC%	73%	52%	40%	67%	67%	66%	46%	56%	61%	52%	55%

178

BOWMONT L MINERVA K071 (AI) (H)

Calved: 14/07/2014 Tattoo: K071 ID No: GRKK071

MARKET INDEX VALUES	
Supermarket	\$86
Grass Fed	\$80
Grain Fed	\$109
EU	\$97

Traits Observed:
GL,CE,BWT,200WT,400WT,FAT,EMA,IMF

Joining Details:
AI- ALLENDALE WASHINGTON K5
13/10/16.
BACK UP- RUSSLYN JUMBUCK J19
31/10/16 TO 5/1/17

STR STANDARD 256B DOM LAD 68L (H)
STANDARD 68L DOM LAD 38T (IMP CAN) (H)
K 64H RIBSTONE LADY 112N (H)
BOWMONT DOM LAD G085 (AI) (H)
ALKIRA VIKING (AI) (H)
BOWMONT MARITANA Z486 (AI) (H)
BOWMONT MARITANA 331 (H)

YARRAM ENERGIZER P241 (AI) (H)
CARA PARK XPRESS T311 (H)
CARA PARK ALETHEA M804 (AI) (H)
BOWMONT L MINERVA X208 (AI) (H)
PARSON HILL CHARGER (H)
BOWMONT L MINERVA 92 (AI) (H)
BOWMONT L MINERVA 84 (H)

Purchaser: \$:.....



December 2016 Hereford GROUP BREEDPLAN											
	BW	Scrotal	Milk	200G	400G	600G	EMA	Rib	Rump	RBY	IMF
EBV	8.6	2.2	14	39	63	93	3	0.3	0.1	0.5	1.2
ACC%	73%	60%	49%	69%	69%	68%	49%	57%	62%	53%	56%

179

BOWMONT MARITANA K072 (AI) (P)

Calved: 14/07/2014 Tattoo: K072 ID No: GRKK072

MARKET INDEX VALUES	
Supermarket	\$51
Grass Fed	\$48
Grain Fed	\$51
EU	\$60

Traits Observed:
GL,CE,BWT,200WT,400WT,FAT,EMA,IMF

Joining Details:
AI- BOWMONT HUSTLER L026 11/10/16.
BACK UP- ALLENDALE WASHINGTON
G82 28/10/16 TO 5/1/17

WIRRUNA ABERCORN (AI) (P)
ALLENDALE YEMEN E39 (P)
ALLENDALE FANCY A158 (AI) (ET) (S)
ALLENDALE COLLINGWOOD G20 (AI) (P)
HEATHERDALE MAGNUM C97 (P)
ALLENDALE BLUE MIST E13 (P)
HEATHERDALE BLUE MIST C25 (AI) (P)

HF 4L BEYOND 36N (IMP CAN) (P)
GRATHLYN EBBX VERTIGO A20 (AI) (ET) (P)
MINLACOWIE MINERVA U118 (AI) (ET) (P)
BOWMONT MARITANA D071 (H#)
RED HILL TIME BOMB (AI) (ET) (H)
BOWMONT MARITANA Y322 (AI) (H)
BOWMONT MARITANA 354 (H)

Purchaser: \$:.....



December 2016 Hereford GROUP BREEDPLAN											
	BW	Scrotal	Milk	200G	400G	600G	EMA	Rib	Rump	RBY	IMF
EBV	4.4	0.9	16	27	35	48	2.9	-0.1	-0.5	1.3	-0.1
ACC%	72%	53%	42%	67%	66%	65%	45%	54%	59%	51%	54%

180

BOWMONT MARITANA K108 (H#)

Calved: 01/08/2014 Tattoo: K108 ID No: GRKK108

MARKET INDEX VALUES	
Supermarket	\$77
Grass Fed	\$70
Grain Fed	\$73
EU	\$85

Traits Observed:
CE,BWT,200WT,400WT,FAT,EMA,IMF

Joining Details:
AI- BOWMONT ECLIPSE K016 11/10/16.
BACK UP- ALLENDALE WASHINGTON
G82 28/10/16 5/1/17

CHURCHILL VARIATION (TW) (H)
CHURCHILL VARIATION Z120 (H)
CHURCHILL ANGELA W541 (AI) (H)
BOLONG VARIATION G046 (H)
RACOVOLIS TAM O'SHANTER Y550 ET (ET) (H)
BOLONG C012 (H)
BOLONG X034 (H)

CHARNOCK FIREBALL (AI) (H)
CHARNOCK JACKAL (AI) (H)
CHARNOCK SUNSET 53 (H)
BOWMONT MARITANA G147 (H#)
BOWEN VINCENT V1 (S)
BOWMONT MARITANA C094 (H#)
BOWMONT MARITANA X241 (AI) (H)

Purchaser: \$:.....



December 2016 Hereford GROUP BREEDPLAN											
	BW	Scrotal	Milk	200G	400G	600G	EMA	Rib	Rump	RBY	IMF
EBV	6	1.2	15	35	56	82	2.3	0	0	1.1	-0.2
ACC%	73%	53%	37%	66%	66%	65%	45%	54%	59%	50%	53%

181 BOWMONT QUEEN K120 (H)
 Calved: 16/08/2014 Tattoo: K120 ID No: GRKK120

MARKET INDEX VALUES	
Supermarket	\$68
Grass Fed	\$60
Grain Fed	\$72
EU	\$73

Traits Observed: CE,BWT,200WT,400WT,FAT,EMA,IMF

Joining Details: AI- BOWMONT ECLIPSE K016 20/10/16. BACK UP- ALLENDALE COLLINGWOOD G20 6/11/16 TO 5/1/17

CHURCHILL VARIATION (TW) (H)
 CHURCHILL VARIATION Z120 (H)
 CHURCHILL ANGELA W541 (AI) (H)
BOLONG VARIATION G046 (H)
 RACOVOLIS TAM O'SHANTER Y550 ET (ET) (H)
 BOLONG C012 (H)
 BOLONG X034 (H)
 FOXFORTH VALUABLE (H)
 TALBALBA VARMINT (H)
 BUNDARRA MONICA V70 (H)
BOWMONT QUEEN G156 (H)
 VENA PARK SHARKA (H)
 BOWMONT QUEEN Y341 (AI) (TW) (H)
 BOWMONT QUEEN 190 (AI) (H)

Purchaser: \$:.....

December 2016 Hereford GROUP BREEDPLAN											
	BW	Scrotal	Milk	200G	400G	600G	EMA	Rib	Rump	RBY	IMF
EBV	7.9	1.6	15	41	63	87	2.4	0.2	0.4	0.4	0.4
ACC%	72%	53%	37%	66%	67%	65%	45%	54%	60%	51%	54%

182 BOWMONT MARITANA K121 (P)
 Calved: 16/08/2014 Tattoo: K121 ID No: GRKK121

MARKET INDEX VALUES	
Supermarket	\$100
Grass Fed	\$92
Grain Fed	\$108
EU	\$109

Traits Observed: CE,BWT,200WT,400WT,FAT,EMA,IMF

Joining Details: AI- BOWMONT HUSTLER L026 11/10/16. BACK UP- ALLENDALE WASHINGTON G82 28/10/16 TO 5/1/17

STUDBROOK D'ARTAGNION V086 (AI) (ET) (S)
 OTAPAWA SPARK 3060 (ET) (IMP NZL) (AI) (ET) (P)
 OTAPAWA SPOT P30 (P)
GUILFORD GLOBAL G10 (AI) (P)
 GUILFORD ZEUS Z1 (AI) (S)
 GUILFORD DELYSIA D24 (P)
 GUILFORD DELYSIA S54 (P)
 FOXFORTH VALUABLE (H)
 TALBALBA VARMINT (H)
 BUNDARRA MONICA V70 (H)
BOWMONT MARITANA H136 (H)
 CHARNOCK JACKAL (AI) (H)
 BOWMONT MARITANA E098 (H)
 BOWMONT MARITANA Y395 (H)

Purchaser: \$:.....

December 2016 Hereford GROUP BREEDPLAN											
	BW	Scrotal	Milk	200G	400G	600G	EMA	Rib	Rump	RBY	IMF
EBV	8.2	2.6	17	45	68	103	3.8	0.7	1.1	0.6	0.7
ACC%	70%	50%	40%	64%	65%	63%	45%	54%	59%	51%	52%

183 BOWMONT L MINERVA K131 (H)
 Calved: 31/08/2014 Tattoo: K131 ID No: GRKK131

MARKET INDEX VALUES	
Supermarket	\$70
Grass Fed	\$66
Grain Fed	\$82
EU	\$77

Traits Observed: CE,BWT,200WT,400WT,FAT,EMA,IMF

Joining Details: AI- BOWMONT ECLIPSE K016 11/10/16. BACK UP- ALLENDALE WASHINGTON G82 28/10/16 5/1/17

CHURCHILL VARIATION (TW) (H)
 CHURCHILL VARIATION Z120 (H)
 CHURCHILL ANGELA W541 (AI) (H)
BOLONG VARIATION G046 (H)
 RACOVOLIS TAM O'SHANTER Y550 ET (ET) (H)
 BOLONG C012 (H)
 BOLONG X034 (H)
 STR STANDARD 256B DOM LAD 68L (H)
 STANDARD 68L DOM LAD 38T (IMP CAN) (H)
 K 64H RIBSTONE LADY 112N (H)
BOWMONT L MINERVA G045 (AI) (H)
 GLENDAN PARK STORM W134 (H)
 BOWMONT L MINERVA B707 (H)
 BOWMONT L MINERVA W110 (AI) (H)

Purchaser: \$:.....

December 2016 Hereford GROUP BREEDPLAN											
	BW	Scrotal	Milk	200G	400G	600G	EMA	Rib	Rump	RBY	IMF
EBV	5.2	1.7	17	30	48	68	2.1	0.9	1.1	0.4	0.6
ACC%	72%	52%	36%	66%	66%	64%	44%	54%	59%	50%	53%

184 BOWMONT L MINERVA J011 (AI) (H)
 Calved: 03/03/2013 Tattoo: J011 ID No: GRKJ011

MARKET INDEX VALUES	
Supermarket	\$82
Grass Fed	\$72
Grain Fed	\$77
EU	\$90

Traits Observed: GL,CE,BWT,400WT,600WT,MWT,FAT,EMA,IMF

Joining Details: AI- ALLENDALE WASHINGTON K5 14/10/16. BACK UP- RUSSLYN JUMBUCK J19 31/10/16 TO 5/1/17

LLANGLOTHAN STORM U964 (H)
 GLENDAN PARK STORM W134 (H)
 ZUM PARK ATHENA (H)
BOWMONT STORM C093 (H)
 VENA PARK SHARKA (H)
 BOWMONT MARITANA W168 (AI) (H)
 BOWMONT MARITANA 272 (AI) (H)
 YARRAM STAR GENERAL S206 (AI) (H)
 YARRAM STAR GENERAL W251 (H)
 YARRAM MARINDA P224 (AI) (H)
BOWMONT L MINERVA D008 (AI) (H)
 CARA PARK XPRESS T311 (H)
 BOWMONT L MINERVA Z407 (AI) (H)
 BOWMONT L MINERVA 87 (H)

Purchaser: \$:.....

December 2016 Hereford GROUP BREEDPLAN											
	BW	Scrotal	Milk	200G	400G	600G	EMA	Rib	Rump	RBY	IMF
EBV	6.6	2	13	38	68	97	3.8	-1	-1.4	1.6	0.1
ACC%	76%	58%	61%	71%	72%	74%	54%	62%	66%	59%	61%

185

BOWMONT QUEEN J012 (AI) (P)

Calved: 03/03/2013 Tattoo: J012 ID No: GRKJ012

MARKET INDEX VALUES	
Supermarket	\$101
Grass Fed	\$89
Grain Fed	\$90
EU	\$108

Traits Observed:
GL,CE,BWT,400WT,600WT,FAT,EMA,IMF

Joining Details:
AI- BOWMONT HUSTLER L026 13/10/16.
BACK UP- RUSSLYN JUMBUCK J19
31/10/16 TO 5/1/17

VALMA JAMBOREE Y41 (P)
VALMA MAGNUM II (P)
VALMA ADVANCER'S BANKSIA S86 (P)

VALMA ODYSSEY (P)
HEATHERDALE OPIUM U78 (AI) (P)
VALMA OPIUM'S ISIS (AI) (P)
VALMA DEVIATE'S ISIS Y9 (AI) (P)

VALMA SOUTHERN STAR (AI) (ET) (P)
BOWEN VINCENT V1 (S)
BOWEN PRINCESS P146 (P)

BOWMONT QUEEN D003 (AI) (H#)
COOTHARABA ELGIN 2 (H)
BOWMONT QUEEN B659 (AI) (TW) (H)
BOWMONT QUEEN 191 (AI) (H)

Purchaser: \$:.....



December 2016 Hereford GROUP BREEDPLAN

	BW	Scrotal	Milk	200G	400G	600G	EMA	Rib	Rump	RBV	IMF
EBV	7.4	2.9	18	46	76	111	2.3	-0.1	-0.3	0.5	-0.4
ACC%	76%	59%	60%	71%	72%	74%	55%	61%	66%	58%	61%

186

BOWMONT QUEEN J015 (AI) (TW) (H)

Calved: 03/03/2013 Tattoo: J015 ID No: GRKJ015

MARKET INDEX VALUES	
Supermarket	\$55
Grass Fed	\$44
Grain Fed	\$40
EU	\$61

Traits Observed:
BWT,400WT,600WT,MWT,FAT,EMA,IMF

Joining Details:
AI- WIRRUNA JUSTIN J13 11/10/16.
BACK UP- ALLENDALE WASHINGTON
G82 28/10/16 TO 5/1/17

GLENDAN PARK STORM W134 (H)
BOWMONT STORM C093 (H)
BOWMONT MARITANA W168 (AI) (H)

BOWMONT C093 STORM F130 (H)
CHURCH LAD 429 2ET (IMP USA) (ET) (H)
BOWMONT L MINERVA W142 (AI) (H)
BOWMONT L MINERVA 87 (H)

BOWMONT VICTORY BLEND Z458 (H)
BOWMONT VICTORY BLEND B684 (H)
BOWMONT MARITANA Y360 (AI) (H)

BOWMONT QUEEN E037 (AI) (H)
BOWMONT KING U943 (AI) (H)
BOWMONT QUEEN A513 (AI) (H)
BOWMONT QUEEN Y324 (AI) (H)

Purchaser: \$:.....



December 2016 Hereford GROUP BREEDPLAN

	BW	Scrotal	Milk	200G	400G	600G	EMA	Rib	Rump	RBV	IMF
EBV	8.7	1.6	8	37	60	92	2.7	-1.2	-1.8	1.8	-0.5
ACC%	73%	52%	47%	65%	65%	67%	43%	51%	56%	48%	50%

187

BOWMONT QUEEN J019 (AI) (H)

Calved: 06/03/2013 Tattoo: J019 ID No: GRKJ019

MARKET INDEX VALUES	
Supermarket	\$58
Grass Fed	\$47
Grain Fed	\$38
EU	\$62

Traits Observed:
GL,CE,BWT,400WT,600WT,MWT,EMA,IMF

Joining Details:
AI- BOWMONT ECLIPSE K016 14/10/16.
BACK UP- RUSSLYN JUMBUCK J19
31/10/16 TO 5/1/17

GLENDAN PARK STORM W134 (H)
BOWMONT STORM C093 (H)
BOWMONT MARITANA W168 (AI) (H)

BOWMONT C093 STORM F130 (H)
CHURCH LAD 429 2ET (IMP USA) (ET) (H)
BOWMONT L MINERVA W142 (AI) (H)
BOWMONT L MINERVA 87 (H)

YARRAM HIGH ENERGY 54B R400 (H)
BOWMONT HIGH ENERGY W185 (H)
BOWMONT QUEEN 184 (AI) (H)

BOWMONT QUEEN E035 (AI) (H)
SMITHSTON VICTORY BLEND ET (ET) (H)
BOWMONT QUEEN B629 (H)
BOWMONT QUEEN Y333 (AI) (H)

Purchaser: \$:.....



December 2016 Hereford GROUP BREEDPLAN

	BW	Scrotal	Milk	200G	400G	600G	EMA	Rib	Rump	RBV	IMF
EBV	8	-0.1	13	37	57	90	3.7	-1.6	-2.6	3.2	-1.1
ACC%	74%	52%	53%	67%	68%	71%	47%	57%	62%	54%	55%

188

BOWMONT QUEEN J025 (AI) (H)

Calved: 08/03/2013 Tattoo: J025 ID No: GRKJ025

MARKET INDEX VALUES	
Supermarket	\$86
Grass Fed	\$83
Grain Fed	\$105
EU	\$95

Traits Observed:
GL,CE,BWT,400WT,600WT,MWT,EMA,IMF

Joining Details:
AI- GLENTREVOR WALLACE H427
10/10/16.
BACK UP- ALLENDALE WASHINGTON
G82 28/10/16 TO 5/1/17

BOWMONT VICTORY BLEND Z458 (H)
BOWMONT VICTORY BLEND B664 (H)
BOWMONT MARITANA Y368 (H)

BOWMONT B664 VICTORY BLEND E (AI) (H)
CARA PARK XPRESS T311 (H)
BOWMONT QUEEN Y318 (AI) (H)
BOWMONT QUEEN W115 (AI) (H)

COORA GOVERNOR U051 (AI) (H)
NORTH END X061 (H)
GVPC DOREN R035 (H)

BOWMONT QUEEN E008 (AI) (H)
BOWMONT HIGH ENERGY W185 (H)
BOWMONT QUEEN C004 (AI) (H)
BOWMONT QUEEN A570 (AI) (H)

Purchaser: \$:.....



December 2016 Hereford GROUP BREEDPLAN

	BW	Scrotal	Milk	200G	400G	600G	EMA	Rib	Rump	RBV	IMF
EBV	3.6	1.3	14	28	50	73	2.4	0.3	0.4	0.4	1
ACC%	73%	56%	50%	67%	68%	71%	47%	46%	50%	48%	52%

189 BOWMONT MARITANA J028 (AI) (H)
 Calved: 09/03/2013 Tattoo: J028 ID No: GRKJ028

MARKET INDEX VALUES	
Supermarket	\$63
Grass Fed	\$54
Grain Fed	\$58
EU	\$70

Traits Observed:
 GL,CE,BWT,400WT,600WT,MWT,FAT,EMA,IMF

Joining Details:
 AI- BOWMONT ECLIPSE K016 14/10/16.
 BACK UP- RUSSLYN JUMBUCK J19
 31/10/16 TO 5/1/17

BOWMONT C093 STORM F130 (H)
 GLENDAN PARK STORM W134 (H)
 BOWMONT STORM C093 (H)
 BOWMONT MARITANA W168 (AI) (H)
 CHURCH LAD 429 2ET (IMP USA) (ET) (H)
 BOWMONT L MINERVA W142 (AI) (H)
 BOWMONT L MINERVA 87 (H)
 YARRAM STAR GENERAL S206 (AI) (H)
 YARRAM STAR GENERAL W251 (H)
 YARRAM MARINDA P224 (AI) (H)

BOWMONT MARITANA D086 (AI) (H)
 BOWMONT DOMINO 17 (AI) (H)
 BOWMONT MARITANA Y395 (H)
 BOWMONT MARITANA W139 (AI) (H)

Purchaser: \$:.....

December 2016 Hereford GROUP BREEDPLAN											
	BW	Scrotal	Milk	200G	400G	600G	EMA	Rib	Rump	RBY	IMF
EBV	7.8	1.8	20	37	52	81	2.4	-0.5	-0.7	1.4	-0.2
ACC%	73%	58%	53%	67%	68%	71%	47%	56%	61%	53%	54%

190 BOWMONT QUEEN J032 (AI) (H)
 Calved: 10/03/2013 Tattoo: J032 ID No: GRKJ032

MARKET INDEX VALUES	
Supermarket	\$82
Grass Fed	\$72
Grain Fed	\$77
EU	\$91

Traits Observed:
 GL,CE,BWT,400WT,600WT,MWT,FAT,EMA,IMF

Joining Details:
 AI- BOWMONT HUSTLER L026 20/10/16.
 BACK UP- ALLENDALE COLLINGWOOD
 G20 6/11/16 TO 5/1/17

CL 1 DOMINO 955W (IMP USA) (H)
 L1 DOMINO 03396 (H)
 CL 1 DOMINO 637S 1ET (H)
 CL1 DOMINETTE 118L (H)
 CL 1 DOMINO 3162N (H)
 CL 1 DOMINETTE 5152R (H)
 CL 1 DOMINETTE 392N (H)
 LLANGLOTHAN STORM U964 (H)
 GLENDAN PARK STORM W134 (H)
 ZUM PARK ATHENA (H)

BOWMONT QUEEN C054 (H)
 TARCOMBE CAPTAIN (H)
 BOWMONT QUEEN W195 (AI) (H)
 BOWMONT QUEEN 130 (H)

Purchaser: \$:.....

December 2016 Hereford GROUP BREEDPLAN											
	BW	Scrotal	Milk	200G	400G	600G	EMA	Rib	Rump	RBY	IMF
EBV	5.4	2.2	20	35	62	95	3.3	-1.3	-2.6	2	0
ACC%	75%	55%	58%	69%	70%	72%	48%	57%	61%	52%	55%

191 BOWMONT L MINERVA J033 (AI) (H)
 Calved: 10/03/2013 Tattoo: J033 ID No: GRKJ033

MARKET INDEX VALUES	
Supermarket	\$113
Grass Fed	\$110
Grain Fed	\$138
EU	\$126

Traits Observed:
 GL,CE,BWT,400WT,600WT,MWT,FAT,EMA,IMF

Joining Details:
 AI- BOWMONT ECLIPSE K016 10/10/16.
 BACK UP- ALLENDALE WASHINGTON
 G82 28/10/16 TO 5/1/17

YARRAM UNIQUE F181 (H)
 GH NEON 17N (IMP CAN) (H)
 MAWARRA UNIQUE C041 (AI) (H)
 MAWARRA MINERVA 554 ET1 (AI) (ET) (H)
 BRAYBOOK UPPERCLASS U504 (AI) (H)
 YARRAM FLOSSIE A096 (H)
 YARRAM FLOSSIE R065 (AI) (H)
 YARRAM STAR GENERAL S206 (AI) (H)
 YARRAM STAR GENERAL W251 (H)
 YARRAM MARINDA P224 (AI) (H)

BOWMONT L MINERVA E074 (AI) (H)
 BOWMONT HIGH ENERGY W185 (H)
 BOWMONT L MINERVA A505 (AI) (H)
 BOWMONT L MINERVA Y362 (AI) (H)

Purchaser: \$:.....

December 2016 Hereford GROUP BREEDPLAN											
	BW	Scrotal	Milk	200G	400G	600G	EMA	Rib	Rump	RBY	IMF
EBV	4	2.3	23	32	57	83	5.6	0.8	1.2	1.2	1.2
ACC%	76%	62%	53%	71%	72%	74%	55%	62%	66%	57%	61%

192 BOWMONT MARITANA J046 (AI) (P)
 Calved: 12/03/2013 Tattoo: J046 ID No: GRKJ046

MARKET INDEX VALUES	
Supermarket	\$90
Grass Fed	\$82
Grain Fed	\$77
EU	\$99

Traits Observed:
 GL,CE,BWT,400WT,600WT,MWT,FAT,EMA,IMF

Joining Details:
 AI- BOWMONT HUSTLER L026 14/10/16.
 BACK UP- RUSSLYN JUMBUCK J19
 31/10/16 TO 5/1/17

KIDMAN THINK BIG E31 (AI) (TW) (P)
 KIDMAN FORWARD Z69 (AI) (P)
 KIDMAN ESSENTIAL B9 (P)
 KIDMAN ROYAL FAITH Y154 (AI) (P)
 DALKEITH TRADER (AI) (P)
 KIDMAN LORNA X64 (TW) (P)
 KIDMAN LORNA S143 (P)
 ALLENDALE VAGABOND A74 (AI) (P)
 ALLENDALE WATERHOUSE D1 (P)
 ALLENDALE MARLINE X185 (P)

BOWMONT MARITANA F020 (AI) (P)
 BOWEN VINCENT V1 (S)
 BOWMONT MARITANA C094 (H#)
 BOWMONT MARITANA X241 (AI) (H)

Purchaser: \$:.....

December 2016 Hereford GROUP BREEDPLAN											
	BW	Scrotal	Milk	200G	400G	600G	EMA	Rib	Rump	RBY	IMF
EBV	5.6	2.9	15	37	60	86	2.9	-0.1	0.1	1.1	-0.7
ACC%	75%	56%	53%	69%	71%	73%	51%	59%	64%	56%	59%

193

BOWMONT MARITANA J052 (AI) (H)

Calved: 13/03/2013 Tattoo: J052 ID No: GRKJ052

MARKET INDEX VALUES	
Supermarket	\$80
Grass Fed	\$70
Grain Fed	\$81
EU	\$87

Traits Observed:
GL,CE,BWT,400WT,600WT,MWT,FAT,EMA,IMF

Joining Details:
AI- ALLENDALE WASHINGTON K5
10/10/16.
BACK UP- ALLENDALE WASHINGTON
G82 28/10/16 TOI 5/1/17

L1 DOMINO 03396 (H)
CL 1 DOMINO 637S 1ET (H)
CL1 DOMINETTE 118L (H)
CL 1 DOMINO 955W (IMP USA) (H)
CL 1 DOMINO 3162N (H)
CL 1 DOMINETTE 5152R (H)
CL 1 DOMINETTE 392N (H)
SMITHSTON VICTORY BLEND ET (ET) (H)
BOWMONT VICTORY BLEND Z458 (H)
BOWMONT QUEEN 203 (H)
BOWMONT MARITANA E086 (AI) (H)
KD MUNDORING M39 (AI) (H)
BOWMONT MARITANA X236 (AI) (H)
BOWMONT MARITANA 344 (AI) (H)

Purchaser: \$:.....



December 2016 Hereford GROUP BREEDPLAN											
	BW	Scrotal	Milk	200G	400G	600G	EMA	Rib	Rump	RBV	IMF
EBV	7	1.1	19	39	66	94	2.8	-0.2	-0.8	0.8	0.4
ACC%	74%	51%	55%	68%	69%	71%	45%	54%	59%	49%	52%

194

BOWMONT QUEEN J054 (AI) (H)

Calved: 14/03/2013 Tattoo: J054 ID No: GRKJ054

MARKET INDEX VALUES	
Supermarket	\$77
Grass Fed	\$72
Grain Fed	\$87
EU	\$87

Traits Observed:
GL,CE,BWT,400WT,600WT,MWT,FAT,EMA,IMF

Joining Details:
AI- ALLENDALE WASHINGTON K5
20/10/16.
BACK UP- ALLENDALE COLLINGWOOD
G20 6/11/16 TO 5/1/17

HAVEN WIZARD (DH) (IMP GBR) (H)
BOWMONT WIZARD C076 (AI) (H)
BOWMONT L MINERVA X208 (AI) (H)
BOWMONT C076 WIZARD F018 (AI) (H)
SMITHSTON VICTORY BLEND ET (ET) (H)
BOWMONT L MINERVA A588 (H)
BOWMONT L MINERVA X204 (AI) (H)
NORTH END X061 (H)
YAVENVALE HURRICANE (H)
YAVENVALE DUCHESS X290 (H)
BOWMONT QUEEN E085 (H)
BOWMONT KING U943 (AI) (H)
BOWMONT QUEEN C001 (AI) (H)
BOWMONT QUEEN A581 (AI) (H)

Purchaser: \$:.....



December 2016 Hereford GROUP BREEDPLAN											
	BW	Scrotal	Milk	200G	400G	600G	EMA	Rib	Rump	RBV	IMF
EBV	5.9	2.2	9	30	54	79	2.7	0.3	0.6	0.4	0.7
ACC%	73%	51%	48%	66%	68%	71%	45%	56%	61%	52%	53%

195

BOWMONT QUEEN J070 (H)

Calved: 17/03/2013 Tattoo: J070 ID No: GRKJ070

MARKET INDEX VALUES	
Supermarket	\$86
Grass Fed	\$76
Grain Fed	\$77
EU	\$92

Traits Observed:
CE,BWT,400WT,600WT,MWT,FAT,EMA,IMF

Joining Details:
AI- GLENTREVOR WALLACE H427
11/10/16.
BACK UP- ALLENDALE WASHINGTON
G82 28/10/16 TO 5/1/17

KIWI UROPA (IMP NZL) (H)
COURALLIE UROPA Y126 (AI) (H)
COURALLIE CARNATION W025 (AI) (H)
KALUDAH UROPA E049 (H)
KALUDAH MATONG (AI) (H)
KALUDAH HAPPY DAY C614 (H)
KALUDAH HAPPY DAY W605 (H)
PARK GROVE IMPRESSIONIST ET4 (ET) (H)
SMITHSTON WEE DRAM ET1 (AI) (ET) (H)
GLANMONNOW WAKEFUL 9 (H)
BOWMONT QUEEN G015 (AI) (H)
YAVENVALE HURRICANE (H)
BOWMONT QUEEN E056 (H)
BOWMONT QUEEN C002 (AI) (H)

Purchaser: \$:.....



December 2016 Hereford GROUP BREEDPLAN											
	BW	Scrotal	Milk	200G	400G	600G	EMA	Rib	Rump	RBV	IMF
EBV	7.6	2.1	18	41	62	96	2.5	-0.3	-0.5	1.6	-0.6
ACC%	73%	50%	49%	66%	69%	71%	46%	57%	62%	53%	54%

196

BOWMONT SILVER QUEEN J072 (AI) (H)

Calved: 17/03/2013 Tattoo: J072 ID No: GRKJ072

MARKET INDEX VALUES	
Supermarket	\$51
Grass Fed	\$38
Grain Fed	\$32
EU	\$55

Traits Observed:
GL,CE,BWT,400WT,600WT,MWT,FAT,EMA,IMF

Joining Details:
AI- BOWMONT HUSTLER L026 20/10/16.
BACK UP- ALLENDALE COLLINGWOOD
G20 6/11/16 TO 5/1/17

GLENDAN PARK STORM W134 (H)
BOWMONT STORM C093 (H)
BOWMONT MARITANA W168 (AI) (H)
BOWMONT C093 STORM F130 (H)
CHURCH LAD 429 2ET (IMP USA) (ET) (H)
BOWMONT L MINERVA W142 (AI) (H)
BOWMONT L MINERVA 87 (H)
VENA PARK SHARKA (H)
BOWMONT KING U943 (AI) (H)
BOWMONT QUEEN 6 (AI) (H)
BOWMONT SILVER Q A582 (AI) (H)
YARRAM HIGH ENERGY 54B R400 (H)
BOWMONT SILVER Q X297 (H)
BOWMONT SILVER Q 38 (AI) (H)

Purchaser: \$:.....



December 2016 Hereford GROUP BREEDPLAN											
	BW	Scrotal	Milk	200G	400G	600G	EMA	Rib	Rump	RBV	IMF
EBV	9.6	1.6	13	41	60	96	2.6	-1.2	-1.9	1.7	-0.8
ACC%	74%	53%	56%	67%	69%	71%	47%	56%	61%	53%	55%

197 BOWMONT UNIQUE J074 (AI) (H)
 Calved: 17/03/2013 Tattoo: J074 ID No: GRKJ074

MARKET INDEX VALUES	
Supermarket	\$98
Grass Fed	\$98
Grain Fed	\$123
EU	\$111

Traits Observed:
GL,CE,BWT,400WT,MWT

Joining Details:
AI- BOWMONT ECLIPSE K016 10/10/16.
BACK UP- ALLENDALE WASHINGTON
G82 28/10/16 TO 5/1/17

Purchaser: \$:.....

GH NEON 17N (IMP CAN) (H)
MAWARRA UNIQUE C041 (AI) (H)
MAWARRA MINERVA 554 ET1 (AI) (ET) (H)
YARRAM UNIQUE F181 (H)
BRAYBOOK UPPERCLASS U504 (AI) (H)
YARRAM FLOSSIE A096 (H)
YARRAM FLOSSIE R065 (AI) (H)
HOT SHOT RHHR 20W (IMP CAN) (TW) (H)
BRAMBLE NEWCASTER N177 ET6 (AI) (ET) (H)
BRAMBLE WONDER M009 ET1 (ET) (H)
BOWMONT MARITANA A543 (AI) (H)
VENA PARK SHARKA (H)
BOWMONT MARITANA X241 (AI) (H)
BOWMONT MARITANA 268 (H)

December 2016 Hereford GROUP BREEDPLAN											
	BW	Scrotal	Milk	200G	400G	600G	EMA	Rib	Rump	RBY	IMF
EBV	2.4	1.3	15	25	44	66	5.6	0.9	1.5	1.3	1.1
ACC%	76%	63%	56%	70%	71%	71%	51%	53%	56%	48%	53%

198 BOWMONT MARITANA J081 (AI) (H)
 Calved: 19/03/2013 Tattoo: J081 ID No: GRKJ081

MARKET INDEX VALUES	
Supermarket	\$66
Grass Fed	\$58
Grain Fed	\$59
EU	\$75

Traits Observed:
GL,CE,BWT,400WT,600WT,FAT,EMA,IMF

Joining Details:
AI- BOWMONT HUSTLER L026 20/10/16.
BACK UP- ALLENDALE COLLINGWOOD
G20 6/11/16 TO 5/1/17

Purchaser: \$:.....

YARRAM EXTRA 57U M629 ET1 (AI) (ET) (H)
CURRACABARK CRUSADER (AI) (H)
FAULKLAND CARNATION 42 (H)
CURRACABARK EQUATOR E42 (H)
SMITHSTON VERDERER V123 (AI) (H)
CURRACABARK FAVOURITE 124 (H)
CURRACABARK FAVOURITE 99 (AI) (H)
BOWMONT VICTORY BLEND Z458 (H)
BOWMONT VICTORY BLEND B664 (H)
BOWMONT MARITANA Y368 (H)
BOWMONT MARITANA F027 (AI) (H)
BRAMBLE NEWCASTER N177 ET6 (AI) (ET) (H)
BOWMONT MARITANA A543 (AI) (H)
BOWMONT MARITANA X241 (AI) (H)

December 2016 Hereford GROUP BREEDPLAN											
	BW	Scrotal	Milk	200G	400G	600G	EMA	Rib	Rump	RBY	IMF
EBV	6.9	1.6	9	34	57	82	2.9	-1	-1.3	2	-0.5
ACC%	75%	54%	43%	69%	70%	73%	46%	56%	61%	52%	54%

199 BOWMONT L MINERVA J094 (H)
 Calved: 22/03/2013 Tattoo: J094 ID No: GRKJ094

MARKET INDEX VALUES	
Supermarket	\$76
Grass Fed	\$70
Grain Fed	\$75
EU	\$84

Traits Observed:
CE,BWT,400WT,600WT,MWT,FAT,EMA,IMF

Joining Details:
AI- GLENTREVOR WALLACE H427
10/10/16.
BACK UP- ALLENDALE WASHINGTON
G82 28/10/16 TO 5/1/17G82 28/10/16 TO 5/1/17

Purchaser: \$:.....

KIWI UROPA (IMP NZL) (H)
COURALLIE UROPA Y126 (AI) (H)
COURALLIE CARNATION W025 (AI) (H)
KALUDAH UROPA E049 (H)
KALUDAH MATONG (AI) (H)
KALUDAH HAPPY DAY C614 (H)
KALUDAH HAPPY DAY W605 (H)
COOTHARABA MAGNUM (H)
MAWARRA VALIANT (TW) (H)
MAWARRA PRINCESS 40 (H)
BOWMONT L MINERVA G129 (H)
YARRAM HIGH ENERGY 54B R400 (H)
BOWMONT L MINERVA W190 (H)
BOWMONT L MINERVA 37 (AI) (H)

December 2016 Hereford GROUP BREEDPLAN											
	BW	Scrotal	Milk	200G	400G	600G	EMA	Rib	Rump	RBY	IMF
EBV	6.2	1.5	15	32	48	71	2.5	0.6	0.9	0.8	-0.2
ACC%	73%	52%	49%	66%	69%	71%	45%	56%	61%	52%	53%

200 BOWMONT QUEEN J137 (H)
 Calved: 02/05/2013 Tattoo: J137 ID No: GRKJ137

MARKET INDEX VALUES	
Supermarket	\$80
Grass Fed	\$73
Grain Fed	\$86
EU	\$89

Traits Observed:
CE,BWT,400WT,600WT,MWT,FAT,EMA,IMF

Joining Details:
AI- BOWMONT ECLIPSE K016 14/10/16.
BACK UP- RUSSLYN JUMBUCK J19
31/10/16 TO 5/1/17

Purchaser: \$:.....

LLANGLOTHAN STORM U964 (H)
GLEDAN PARK STORM W134 (H)
ZUM PARK ATHENA (H)
BOWMONT STORM C093 (H)
VENA PARK SHARKA (H)
BOWMONT MARITANA W168 (AI) (H)
BOWMONT MARITANA 272 (AI) (H)
HOT SHOT RHHR 20W (IMP CAN) (TW) (H)
BRAMBLE NEWCASTER N177 ET6 (AI) (ET) (H)
BRAMBLE WONDER M009 ET1 (ET) (H)
BOWMONT QUEEN X250 (AI) (H)
KD MUNDORING M39 (AI) (H)
BOWMONT QUEEN 190 (AI) (H)
BOWMONT QUEEN 154 (H)

December 2016 Hereford GROUP BREEDPLAN											
	BW	Scrotal	Milk	200G	400G	600G	EMA	Rib	Rump	RBY	IMF
EBV	4.7	1.7	11	30	57	85	3.8	-0.8	-1	1.3	0.5
ACC%	75%	61%	64%	71%	72%	74%	53%	61%	65%	58%	60%

201

BOWMONT QUEEN J158 (AI) (ET) (H)

Calved: 03/03/2013 Tattoo: J158 ID No: GRKJ158

MARKET INDEX VALUES	
Supermarket	\$59
Grass Fed	\$51
Grain Fed	\$59
EU	\$65

Traits Observed:
BWT,400WT,600WT,MWT,FAT,EMA,IMF

Joining Details:
AI- ALLENDALE WASHINGTON K5
10/10/16.
BACK UP- ALLENDALE WASHINGTON
G82 28/10/16 TOI 5/1/17

HAVEN WIZARD (DH) (IMP GBR) (H)
BOWMONT WIZARD C076 (AI) (H)
BOWMONT L MINERVA X208 (AI) (H)
BOWMONT C076 WIZARD F018 (AI) (H)
SMITHSTON VICTORY BLEND ET (ET) (H)
BOWMONT L MINERVA A588 (H)
BOWMONT L MINERVA X204 (AI) (H)
LLANGLOTHAN STORM U964 (H)
GLENDAN PARK STORM W134 (H)
ZUM PARK ATHENA (H)
BOWMONT QUEEN C065 (H)
VENA PARK SHARKA (H)
BOWMONT QUEEN 222 (AI) (H)
BOWMONT QUEEN 172 (H)

Purchaser: \$:.....



December 2016 Hereford GROUP BREEDPLAN											
	BW	Scrotal	Milk	200G	400G	600G	EMA	Rib	Rump	RBV	IMF
EBV	7.6	1.6	9	35	56	83	2.3	0.3	0.8	-0.3	0.6
ACC%	73%	55%	52%	66%	68%	71%	46%	56%	61%	52%	54%

202

BOWMONT QUEEN J165 (AI) (ET) (H)

Calved: 10/03/2013 Tattoo: J165 ID No: GRKJ165

MARKET INDEX VALUES	
Supermarket	\$76
Grass Fed	\$73
Grain Fed	\$89
EU	\$83

Traits Observed:
BWT,400WT,600WT,MWT,FAT,EMA

Joining Details:
AI- ALLENDALE WASHINGTON K5
11/10/16.
BACK UP- ALLENDALE WASHINGTON
G82 28/10/16 TO 5/1/17

INVERARY 298 STORM R811 (H)
LLANGLOTHAN STORM U964 (H)
LLANGLOTHAN THANKFUL 13 (H)
GLENDAN PARK STORM W134 (H)
ZUM PARK CLADON (TW) (H)
ZUM PARK ATHENA (H)
ZUM PARK MINERVA 3 (AI) (ET) (H)
WS DHR DUKE 8430 ET6 (IMP USA) (ET) (H)
INJEMIRA DUKE J273 ET1 (ET) (H)
INJEMIRA LIONESS (H)
BOWMONT QUEEN 184 (AI) (H)
DEVON COURT UMBERTO 4 (H)
BOWMONT QUEEN 138 (HPR) (H)
BOWMONT QUEEN 76 (H)

Purchaser: \$:.....



December 2016 Hereford GROUP BREEDPLAN											
	BW	Scrotal	Milk	200G	400G	600G	EMA	Rib	Rump	RBV	IMF
EBV	2.6	0.8	13	24	48	70	3.3	0.4	0.8	0.7	1
ACC%	75%	64%	63%	71%	72%	74%	56%	61%	65%	58%	56%

203

BOWMONT MARITANA J175 (H)

Calved: 26/08/2013 Tattoo: J175 ID No: GRKJ175

MARKET INDEX VALUES	
Supermarket	\$82
Grass Fed	\$75
Grain Fed	\$86
EU	\$90

Traits Observed:
CE,BWT,400WT,600WT,FAT,EMA,IMF

Joining Details:
AI- BOWMONT ECLIPSE K016 14/10/16.
BACK UP- RUSSLYN JUMBUCK J19
31/10/16 TO 5/1/17

KIWI UROPA (IMP NZL) (H)
COURALLIE UROPA Y126 (AI) (H)
COURALLIE CARNATION W025 (AI) (H)
KALUDAH UROPA E049 (H)
KALUDAH MATONG (AI) (H)
KALUDAH HAPPY DAY C614 (H)
KALUDAH HAPPY DAY W605 (H)
FOXFORTH VALUABLE (H)
TALBALBA VARMINT (H)
BUNDARRA MONICA V70 (H)
BOWMONT MARITANA G158 (H)
BOWMONT KING U943 (AI) (H)
BOWMONT MARITANA A512 (AI) (H)
BOWMONT MARITANA Y360 (AI) (H)

Purchaser: \$:.....



December 2016 Hereford GROUP BREEDPLAN											
	BW	Scrotal	Milk	200G	400G	600G	EMA	Rib	Rump	RBV	IMF
EBV	6.8	1.8	18	37	56	84	3.2	0.2	0.3	1	0.3
ACC%	71%	51%	46%	64%	66%	68%	43%	53%	58%	49%	51%

204

BOWMONT QUEEN H043 (AI) (H)

Calved: 04/03/2012 Tattoo: H043 ID No: GRKH043

MARKET INDEX VALUES	
Supermarket	\$74
Grass Fed	\$69
Grain Fed	\$90
EU	\$82

Traits Observed:
CE,BWT,200WT,400WT,600WT(x2),
MWT,FAT,EMA,IMF

Joining Details:
AI- ALLENDALE WASHINGTON K5
13/10/16.
BACK UP- RUSSLYN JUMBUCK J19
31/10/16 TO 5/1/17

NORTH END X061 (H)
YAVENVALE HURRICANE (H)
YAVENVALE DUCHESS X290 (H)
BOWMONT HURRICANE E021 (AI) (H)
GLENDAN PARK STORM W134 (H)
BOWMONT L MINERVA C127 (H)
BOWMONT L MINERVA Y301 (AI) (H)
GLENDAN PARK STORM W134 (H)
BOWMONT STORM C093 (H)
BOWMONT MARITANA W168 (AI) (H)
BOWMONT QUEEN F110 (H)
SMITHSTON VICTORY BLEND ET (ET) (H)
BOWMONT QUEEN C037 (H)
BOWMONT QUEEN W105 (AI) (H)

Purchaser: \$:.....



December 2016 Hereford GROUP BREEDPLAN											
	BW	Scrotal	Milk	200G	400G	600G	EMA	Rib	Rump	RBV	IMF
EBV	4.8	2.4	15	29	50	75	3.1	0.4	0.7	-0.1	1.2
ACC%	75%	58%	56%	70%	70%	73%	48%	58%	63%	54%	57%

205 BOWMONT L MINERVA H046 (AI) (H)
 Calved: 05/03/2012 Tattoo: H046 ID No: GRKH046

MARKET INDEX VALUES	
Supermarket	\$87
Grass Fed	\$83
Grain Fed	\$110
EU	\$93

Traits Observed:
 CE,BWT,200WT,400WT,600WT(x2),MWT,
 FAT,EMA,IMF

Joining Details:
 AI- ALLENDALE WASHINGTON K5
 11/10/16.
 BACK UP- ALLENDALE WASHINGTON
 G82 28/10/16 TO 5/1/17

BOWMONT B664 VICTORY BLEND E (AI) (H)
 CARA PARK XPRESS T311 (H)
 BOWMONT QUEEN Y318 (AI) (H)
 BOWMONT QUEEN W115 (AI) (H)
 BRAYBOOK UPPERCLASS U504 (AI) (H)
 KALUDAH JERRY (AI) (TW) (H)
 KALUDAH PAGEANT (H)

BOWMONT L MINERVA E040 (AI) (H)
 GLENDAN PARK STORM W134 (H)
 BOWMONT L MINERVA B719 (H)
 BOWMONT L MINERVA X208 (AI) (H)

Purchaser: \$:.....

December 2016 Hereford GROUP BREEDPLAN											
	BW	Scrotal	Milk	200G	400G	600G	EMA	Rib	Rump	RBY	IMF
EBV	5.9	2	10	35	57	80	2.4	1.5	2.4	-0.9	1.4
ACC%	74%	60%	51%	68%	69%	72%	48%	56%	61%	53%	53%

206 BOWMONT MARITANA H071 (H)
 Calved: 09/03/2012 Tattoo: H071 ID No: GRKH071

MARKET INDEX VALUES	
Supermarket	\$60
Grass Fed	\$56
Grain Fed	\$62
EU	\$69

Traits Observed:
 CE,BWT,200WT,400WT,600WT(x2),
 MWT,FAT,EMA,IMF

Joining Details:
 AI- GLENTREVOR WALLACE H427
 10/10/16.
 BACK UP- ALLENDALE WASHINGTON
 G82 28/10/16 TO 5/1/17

BOWMONT VARMINT F058 (H)
 GLENDAN PARK STORM W134 (H)
 BOWMONT L MINERVA D056 (H)
 BOWMONT L MINERVA W142 (AI) (H)
 VENA PARK SHARKA (H)
 BOWMONT KING U943 (AI) (H)
 BOWMONT QUEEN 6 (AI) (H)

BOWMONT MARITANA B646 (AI) (H)
 TARCOMBE CAPTAIN (H)
 BOWMONT MARITANA Y331 (AI) (H)
 BOWMONT MARITANA 347 (AI) (H)

Purchaser: \$:.....

December 2016 Hereford GROUP BREEDPLAN											
	BW	Scrotal	Milk	200G	400G	600G	EMA	Rib	Rump	RBY	IMF
EBV	4.5	1	14	29	45	65	3.2	-0.3	-0.4	1.4	0.3
ACC%	76%	59%	57%	70%	71%	73%	48%	58%	62%	54%	57%

207 BOWMONT L MINERVA H074 (AI) (H)
 Calved: 10/03/2012 Tattoo: H074 ID No: GRKH074

MARKET INDEX VALUES	
Supermarket	\$60
Grass Fed	\$57
Grain Fed	\$75
EU	\$69

Traits Observed:
 CE,BWT,200WT,400WT,600WT(x2),
 MWT,FAT,EMA,IMF

Joining Details:
 AI- BOWMONT ECLIPSE K016 20/10/16.
 BACK UP- ALLENDALE COLLINGWOOD
 G20 6/11/16 TO 5/1/17

STANDARD 68L DOM LAD 38T (IMP CAN) (H)
 BAR-OM 656 STD COMM LAD 256B (H)
 STR STANDARD 256B DOM LAD 68L (H)
 STR 27Z STANDARD DOMINO 46C (H)
 STANDARD 16E RIBSTONE 64H (H)
 K 64H RIBSTONE LADY 112N (H)
 K 45D SUPER LADY 19H (H)
 YARRAM ENERGIZER P241 (AI) (H)
 CARA PARK XPRESS T311 (H)
 CARA PARK ALETHEA M804 (AI) (H)

BOWMONT L MINERVA B662 (AI) (H)
 VENA PARK SHARKA (H)
 BOWMONT L MINERVA 85 (AI) (H)
 BOWMONT L MINERVA 75 (H)

Purchaser: \$:.....

December 2016 Hereford GROUP BREEDPLAN											
	BW	Scrotal	Milk	200G	400G	600G	EMA	Rib	Rump	RBY	IMF
EBV	4.4	0.9	17	26	42	59	1.9	0.2	-0.1	0.5	0.9
ACC%	76%	64%	61%	71%	71%	73%	51%	58%	63%	54%	57%

208 BOWMONT L MINERVA H108 (H)
 Calved: 28/03/2012 Tattoo: H108 ID No: GRKH108

MARKET INDEX VALUES	
Supermarket	\$91
Grass Fed	\$82
Grain Fed	\$91
EU	\$98

Traits Observed:
 CE,BWT,200WT,400WT,600WT(x2),
 MWT,FAT,EMA,IMF

Joining Details:
 AI- BOWMONT HUSTLER L026 20/10/16.
 BACK UP- ALLENDALE COLLINGWOOD
 G20 6/11/16 TO 5/1/17

BOWMONT STORM C093 (H)
 LLANGLOTHAN STORM U964 (H)
 GLENDAN PARK STORM W134 (H)
 ZUM PARK ATHENA (H)
 VENA PARK SHARKA (H)
 BOWMONT MARITANA W168 (AI) (H)
 BOWMONT MARITANA 272 (AI) (H)
 COORA GOVERNOR U051 (AI) (H)
 NORTH END X061 (H)
 GVPC DOREEN R035 (H)

BOWMONT L MINERVA E020 (AI) (H)
 COURALLIE ROGER (AI) (H)
 BOWMONT L MINERVA C103 (AI) (H)
 BOWMONT L MINERVA Z407 (AI) (H)

Purchaser: \$:.....

December 2016 Hereford GROUP BREEDPLAN											
	BW	Scrotal	Milk	200G	400G	600G	EMA	Rib	Rump	RBY	IMF
EBV	7.1	2.3	14	39	66	101	3.9	-0.3	-0.3	1.8	0
ACC%	77%	60%	64%	72%	72%	75%	54%	62%	66%	59%	61%

209

BOWMONT MARITANA H117 (H)

Calved: 04/04/2012 Tattoo: H117 ID No: GRKH117

MARKET INDEX VALUES	
Supermarket	\$84
Grass Fed	\$79
Grain Fed	\$91
EU	\$95

Traits Observed:
CE,BWT,200WT,400WT(x2),600WT,MWT,
FAT,EMA,IMF

Joining Details:
AI- BOWMONT ECLIPSE K016 14/10/16.
BACK UP- RUSSLYN JUMBUCK J19
31/10/16 TO 5/1/17

SOUTH BOOROOK CRACOV (H)
SUGARLOAF CRACOV A231 (H)
SUGARLOAF T-CAROWAY X163 (H)

GUNYAH WINCHESTER (H)
CHARNOCK DETONATOR (AI) (H)
GUNYAH LOYAL Y319 (H)
GUNYAH LOYAL R228 (H)

RED HILL IDLE RICH ET (AI) (ET) (H)
GLENWARRAH MEN AT WORK (H)
GLENWARRAH MINERVA U44 (H)

BOWMONT MARITANA D009 (AI) (H)
GLEDAN PARK STORM W134 (H)
BOWMONT MARITANA B619 (H)
BOWMONT MARITANA Z460 (AI) (H)

Purchaser: \$:.....



December 2016 Hereford GROUP BREEDPLAN											
	BW	Scrotal	Milk	200G	400G	600G	EMA	Rib	Rump	RBV	IMF
EBV	4.6	1.9	14	30	49	75	4	0	0	1.3	0.5
ACC%	75%	53%	58%	70%	70%	73%	48%	59%	64%	55%	57%

210

BOWMONT QUEEN H121 (TW) (H)

Calved: 09/04/2012 Tattoo: H121 ID No: GRKH121

MARKET INDEX VALUES	
Supermarket	\$75
Grass Fed	\$68
Grain Fed	\$78
EU	\$82

Traits Observed:
BWT,200WT,400WT(x2),600WT,MWT,FAT,
EMA,IMF

Joining Details:
AI- ALLENDALE WASHINGTON K5
10/10/16.
BACK UP- ALLENDALE WASHINGTON
G82 28/10/16 TO 5/1/17

LLANGLOTHAN STORM U964 (H)
GLEDAN PARK STORM W134 (H)
ZUM PARK ATHENA (H)

BOWMONT STORM C093 (H)
VENA PARK SHARKA (H)
BOWMONT MARITANA W168 (AI) (H)
BOWMONT MARITANA 272 (AI) (H)

WIDGIEWA GOVERNOR 2138 (AI) (H)
KALUDAH MACKA (H)
KALUDAH LINNET 156 (H)

BOWMONT QUEEN Y407 (AI) (H)
CHARVEL NEXUS ET5 (AI) (ET) (H)
BOWMONT QUEEN 154 (H)
BOWMONT QUEEN 76 (H)

Purchaser: \$:.....



December 2016 Hereford GROUP BREEDPLAN											
	BW	Scrotal	Milk	200G	400G	600G	EMA	Rib	Rump	RBV	IMF
EBV	6	2	10	34	60	89	4	-0.2	0.1	0.8	0.7
ACC%	74%	64%	66%	69%	69%	70%	50%	53%	56%	51%	55%

211

BOWMONT MARITANA H133 (H)

Calved: 20/04/2012 Tattoo: H133 ID No: GRKH133

MARKET INDEX VALUES	
Supermarket	\$54
Grass Fed	\$47
Grain Fed	\$48
EU	\$66

Traits Observed:
BWT,200WT,400WT(x2),600WT,MWT,FAT,
EMA,IMF

Joining Details:
AI- GLENTREVOR WALLACE H427
13/10/16.
BACK UP- RUSSLYN JUMBUCK J19
31/10/16 TO 5/1/17

SOUTH BOOROOK CRACOV (H)
SUGARLOAF CRACOV A231 (H)
SUGARLOAF T-CAROWAY X163 (H)

GUNYAH WINCHESTER (H)
CHARNOCK DETONATOR (AI) (H)
GUNYAH LOYAL Y319 (H)
GUNYAH LOYAL R228 (H)

YARRAM ENERGIZER P241 (AI) (H)
CARA PARK XPRESS T311 (H)
CARA PARK ALETHEA M804 (AI) (H)

BOWMONT MARITANA B631 (AI) (H)
BRAMBLE NEWCASTER N177 ET6 (AI) (ET) (H)
BOWMONT MARITANA W107 (AI) (H)
BOWMONT MARITANA 326 (H)

Purchaser: \$:.....



December 2016 Hereford GROUP BREEDPLAN											
	BW	Scrotal	Milk	200G	400G	600G	EMA	Rib	Rump	RBV	IMF
EBV	6.3	1.3	10	28	45	67	3.4	-1.1	-1.7	1.6	-0.1
ACC%	75%	64%	59%	70%	70%	73%	48%	57%	62%	54%	55%

212

BOWMONT QUEEN H153 (H)

Calved: 19/05/2012 Tattoo: H153 ID No: GRKH153

MARKET INDEX VALUES	
Supermarket	\$65
Grass Fed	\$56
Grain Fed	\$69
EU	\$73

Traits Observed:
CE,BWT,200WT,400WT(x2),600WT,
MWT,FAT,EMA,IMF

Joining Details:
AI- GLENTREVOR WALLACE H427
14/10/16.
BACK UP- RUSSLYN JUMBUCK J19
31/10/16 TO 5/1/17

COWBOY OUTLAW ET (ET) (H)
FOXFORTH VALUABLE (H)
FOXFORTH CHIC 8 (H)

TALBALBA VARMINT (H)
BUNDARRA SPARTAN (H)
BUNDARRA MONICA V70 (H)
BUNDARRA MONICA S2 (H)

PR WS ROCKFORD 007 (IMP USA) (H)
RED HILL TIME BOMB (AI) (ET) (H)
RED HILL FIRST DAY 29 ET2 (AI) (ET) (H)

BOWMONT QUEEN Y320 (AI) (H)
YARRAM HIGH ENERGY 54B R400 (H)
BOWMONT QUEEN W196 (H)
BOWMONT QUEEN 100 (H)

Purchaser: \$:.....



December 2016 Hereford GROUP BREEDPLAN											
	BW	Scrotal	Milk	200G	400G	600G	EMA	Rib	Rump	RBV	IMF
EBV	9.8	1.9	14	41	63	91	3.1	-0.3	-0.6	1.1	0.5
ACC%	76%	60%	61%	71%	72%	74%	50%	58%	63%	55%	58%

213 BOWMONT QUEEN G026 (H)
 Calved: 26/02/2011 Tattoo: G026 ID No: GRKG026

MARKET INDEX VALUES	
Supermarket	\$72
Grass Fed	\$66
Grain Fed	\$81
EU	\$76

Traits Observed: MWT

Joining Details:
 AI- GLENTREVOR WALLACE H427 13/10/16.
 BACK UP- RUSSLYN JUMBUCK J19 31/10/16 TO 5/1/17

BOWMONT STORM C093 (H)
 LLANGLOTHAN STORM U964 (H)
 GLENDAN PARK STORM W134 (H)
 ZUM PARK ATHENA (H)
 VENA PARK SHARKA (H)
 BOWMONT MARITANA W168 (AI) (H)
 BOWMONT MARITANA 272 (AI) (H)
 YARRAM HIGH ENERGY 54B R400 (H)
 BOWMONT HIGH ENERGY W185 (H)
 BOWMONT QUEEN 184 (AI) (H)

BOWMONT QUEEN E035 (AI) (H)
 SMITHSTON VICTORY BLEND ET (ET) (H)
 BOWMONT QUEEN B629 (H)
 BOWMONT QUEEN Y333 (AI) (H)

Purchaser: \$:.....

December 2016 Hereford GROUP BREEDPLAN											
	BW	Scrotal	Milk	200G	400G	600G	EMA	Rib	Rump	RBY	IMF
EBV	6.7	-0.2	12	37	58	89	4.6	0.2	0.5	1.4	0.6
ACC%	72%	67%	64%	68%	70%	71%	52%	57%	60%	55%	57%

214 BOWMONT L MINERVA G045 (AI) (H)
 Calved: 03/03/2011 Tattoo: G045 ID No: GRKG045

MARKET INDEX VALUES	
Supermarket	\$59
Grass Fed	\$57
Grain Fed	\$77
EU	\$67

Traits Observed: 200WT,400WT,600WT,MWT,FAT, EMA,IMF

Joining Details:
 AI- BOWMONT ECLIPSE K016 14/10/16.
 BACK UP- RUSSLYN JUMBUCK J19 31/10/16 TO 5/1/17

STANDARD 68L DOM LAD 38T (IMP CAN) (H)
 BAR-OM 656 STD COMM LAD 256B (H)
 STR STANDARD 256B DOM LAD 68L (H)
 STR 27Z STANDARD DOMINO 46C (H)
 STANDARD 16E RIBSTONE 64H (H)
 K 64H RIBSTONE LADY 112N (H)
 K 45D SUPER LADY 19H (H)

BOWMONT L MINERVA B707 (H)
 LLANGLOTHAN STORM U964 (H)
 GLENDAN PARK STORM W134 (H)
 ZUM PARK ATHENA (H)
 RED HILL TIME BOMB (AI) (ET) (H)
 BOWMONT L MINERVA W110 (AI) (H)
 BOWMONT L MINERVA 81 (AI) (H)

Purchaser: \$:.....

December 2016 Hereford GROUP BREEDPLAN											
	BW	Scrotal	Milk	200G	400G	600G	EMA	Rib	Rump	RBY	IMF
EBV	3.4	2.1	23	22	36	51	1.7	0.7	0.6	0.1	0.9
ACC%	71%	60%	61%	69%	71%	72%	49%	57%	62%	53%	57%

215 BOWMONT QUEEN G082 (H)
 Calved: 11/03/2011 Tattoo: G082 ID No: GRKG082

MARKET INDEX VALUES	
Supermarket	\$65
Grass Fed	\$63
Grain Fed	\$68
EU	\$77

Traits Observed: 200WT,400WT,600WT,MWT,FAT,EMA, IMF

Joining Details:
 JOINED- ALLENDALE WASHINGTON G82 28/10/16 TO 5/1/17

MAWARRA VALIANT (TW) (H)
 COOTHARABA ELGIN 2 (H)
 COOTHARABA MAGNUM (H)
 COOTHARABA PAULINE 279 (H)
 LYONBANK PULSE ET5 (AI) (ET) (H)
 MAWARRA PRINCESS 40 (H)
 MAWARRA PRINCESS 19 ET1 (AI) (ET) (H)
 WIDGIEWA JABIRU ET6 (ET) (H)
 TARCOMBE CAPTAIN (H)
 EAST ROSS G LEONIE J324 (H)

BOWMONT QUEEN Y306 (AI) (H)
 BOWMONT LEGEND S729 (AI) (H)
 BOWMONT QUEEN W207 (H)
 BOWMONT QUEEN U903 (AI) (H)

Purchaser: \$:.....

December 2016 Hereford GROUP BREEDPLAN											
	BW	Scrotal	Milk	200G	400G	600G	EMA	Rib	Rump	RBY	IMF
EBV	4.8	1.1	7	21	37	57	3.1	0.7	1.1	0.7	0.1
ACC%	72%	60%	61%	70%	72%	73%	49%	58%	62%	55%	58%

216 BOWMONT OYSTER GIRL G112 (H)
 Calved: 29/03/2011 Tattoo: G112 ID No: GRKG112

MARKET INDEX VALUES	
Supermarket	\$84
Grass Fed	\$77
Grain Fed	\$93
EU	\$91

Traits Observed: 200WT,400WT,600WT,MWT,FAT, EMA,IMF

Joining Details:
 AI- WIRRUNA JUSTIN J13 20/10/16.
 BACK UP- ALLENDALE COLLINGWOOD G20 6/11/16 TO 5/1/17

BOWMONT STORM C093 (H)
 LLANGLOTHAN STORM U964 (H)
 GLENDAN PARK STORM W134 (H)
 ZUM PARK ATHENA (H)
 VENA PARK SHARKA (H)
 BOWMONT MARITANA W168 (AI) (H)
 BOWMONT MARITANA 272 (AI) (H)
 YARRAM STAR GENERAL S206 (AI) (H)
 YARRAM STAR GENERAL W251 (H)
 YARRAM MARINDA P224 (AI) (H)

BOWMONT OYSTER GIRL D043 (AI) (H)
 CL 1 DOMINO 410 (IMP USA) (H)
 COURALLIE 410 OYSTER GIRL Z171 ET6 (AI) (ET) (H)
 COURALLIE OYSTER GIRL P342 (H)

Purchaser: \$:.....

December 2016 Hereford GROUP BREEDPLAN											
	BW	Scrotal	Milk	200G	400G	600G	EMA	Rib	Rump	RBY	IMF
EBV	7	3	14	38	64	95	3.6	0.6	1	0.5	0.6
ACC%	72%	66%	63%	71%	72%	74%	55%	62%	66%	59%	62%

217

BOWMONT L MINERVA F006 (AI) (H)

Calved: 27/02/2010 Tattoo: F006 ID No: GRKF006

MARKET INDEX VALUES	
Supermarket	\$75
Grass Fed	\$64
Grain Fed	\$68
EU	\$81

Traits Observed:
200WT,400WT,600WT,MWT,FAT,EMA,IMF

Joining Details:
AI- BOWMONT HUSTLER L026 20/10/16.
BACK UP- ALLENDALE COLLINGWOOD
G20 6/11/16 TO 5/1/17

VENA PARK SHARKA (H)
BRAYBOOK UPPERCLASS U504 (AI) (H)
INJEMIRA AGNES L535 (AI) (H)
KALUDAH JERRY (AI) (TW) (H)
WIDGIEWA GOVERNOR 2138 (AI) (H)
KALUDAH PAGEANT (H)
WIDGIEWA PAGEANT N972 (H)
GLENDAN PARK STORM W134 (H)
BOWMONT STORM A613 (H)
BOWMONT QUEEN 209 (AI) (H)
BOWMONT L MINERVA D105 (H)
BOWMONT HIGH ENERGY W185 (H)
BOWMONT L MINERVA Z406 (AI) (H)
BOWMONT L MINERVA 94 (H)

Purchaser: \$:.....



December 2016 Hereford GROUP BREEDPLAN											
	BW	Scrotal	Milk	200G	400G	600G	EMA	Rib	Rump	RBV	IMF
EBV	9	0.8	14	46	64	100	3.7	-1.4	-2.2	2.5	-0.3
ACC%	73%	64%	65%	72%	74%	75%	53%	61%	66%	58%	60%

218

BOWMONT QUEEN F024 (AI) (H)

Calved: 08/03/2010 Tattoo: F024 ID No: GRKF024

MARKET INDEX VALUES	
Supermarket	\$64
Grass Fed	\$56
Grain Fed	\$64
EU	\$70

Traits Observed:
200WT,400WT,600WT,MWT,FAT,EMA,IMF

Joining Details:
AI- GLENTREVOR WALLACE H427
13/10/16.
BACK UP- RUSSLYN JUMBUCK J19
31/10/16 TO 5/1/17

LONGVILLE RAJA (DH) (H)
HAVEN WIZARD (DH) (IMP GBR) (H)
HAVEN OYSTER GIRL 81 AI (H)
BOWMONT WIZARD C076 (AI) (H)
CARA PARK XPRESS T311 (H)
BOWMONT L MINERVA X208 (AI) (H)
BOWMONT L MINERVA 92 (AI) (H)
LLANGLOTHAN STORM U964 (H)
GLENDAN PARK STORM W134 (H)
ZUM PARK ATHENA (H)
BOWMONT QUEEN C117 (H)
SMITHSTON VICTORY BLEND ET (ET) (H)
BOWMONT QUEEN X253 (H)
BOWMONT QUEEN 212 (H)

Purchaser: \$:.....



December 2016 Hereford GROUP BREEDPLAN											
	BW	Scrotal	Milk	200G	400G	600G	EMA	Rib	Rump	RBV	IMF
EBV	7.7	2	7	37	62	87	2.3	-0.1	-0.1	0.3	0.2
ACC%	70%	57%	58%	69%	71%	73%	48%	58%	63%	54%	57%

219

BOWMONT QUEEN F036 (H)

Calved: 10/03/2010 Tattoo: F036 ID No: GRKF036

MARKET INDEX VALUES	
Supermarket	\$68
Grass Fed	\$60
Grain Fed	\$70
EU	\$74

Traits Observed:
200WT,400WT,600WT,MWTFAT,EMA,IMF

Joining Details:
AI- ALLENDALE WASHINGTON K5
20/10/16.
BACK UP- ALLENDALE COLLINGWOOD
G20 6/11/16 TO 5/1/17

LLANGLOTHAN STORM U964 (H)
GLENDAN PARK STORM W134 (H)
ZUM PARK ATHENA (H)
BOWMONT STORM C093 (H)
VENA PARK SHARKA (H)
BOWMONT MARITANA W168 (AI) (H)
BOWMONT MARITANA 272 (AI) (H)
WIDGIEWA GOVERNOR 2138 (AI) (H)
KALUDAH MACKA (H)
KALUDAH LINNET 156 (H)
BOWMONT QUEEN Y407 (AI) (H)
CHARVEL NEXUS ET5 (AI) (ET) (H)
BOWMONT QUEEN 154 (H)
BOWMONT QUEEN 76 (H)

Purchaser: \$:.....



December 2016 Hereford GROUP BREEDPLAN											
	BW	Scrotal	Milk	200G	400G	600G	EMA	Rib	Rump	RBV	IMF
EBV	7.1	2	7	35	61	91	3.6	-0.1	0.2	0.4	0.7
ACC%	74%	64%	68%	73%	74%	75%	55%	62%	66%	59%	62%

220

BOWMONT MARITANA F054 (H)

Calved: 16/03/2010 Tattoo: F054 ID No: GRKF054

MARKET INDEX VALUES	
Supermarket	\$84
Grass Fed	\$74
Grain Fed	\$97
EU	\$92

Traits Observed:
200WT,400WT,600WT,FAT,EMA,IMF

Joining Details:
AI- BOWMONT HUSTLER L026 20/10/16.
BACK UP- ALLENDALE COLLINGWOOD
G20 6/11/16 TO 5/1/17

LLANGLOTHAN STORM U964 (H)
GLENDAN PARK STORM W134 (H)
ZUM PARK ATHENA (H)
BOWMONT STORM C093 (H)
VENA PARK SHARKA (H)
BOWMONT MARITANA W168 (AI) (H)
BOWMONT MARITANA 272 (AI) (H)
VENA PARK SHARKA (H)
ALKIRA VIKING (AI) (H)
COURALLIE MARIANNE R349 (H)
BOWMONT MARITANA Z486 (AI) (H)
BOWMONT QUEST P424 (AI) (H)
BOWMONT MARITANA 331 (H)
BOWMONT MARITANA 261 (AI) (H)

Purchaser: \$:.....



December 2016 Hereford GROUP BREEDPLAN											
	BW	Scrotal	Milk	200G	400G	600G	EMA	Rib	Rump	RBV	IMF
EBV	9.3	1.9	12	43	71	110	4.9	-0.4	-0.5	1.3	1
ACC%	79%	66%	68%	76%	77%	79%	57%	65%	70%	63%	65%

221 BOWMONT SILVER Q E059 (AI) (H)
 Calved: 03/03/2009 Tattoo: E059 ID No: GRKE059

MARKET INDEX VALUES	
Supermarket	\$72
Grass Fed	\$63
Grain Fed	\$72
EU	\$78

Traits Observed:
 200WT,400WT,600WT,MWT,FAT,EMA,IMF

Joining Details:
 AI- ALLENDALE WASHINGTON K5
 14/10/16.
 BACK UP- RUSSLYN JUMBUCK J19
 31/10/16 TO 5/1/17

SMITHSTON VICTORY BLEND ET (ET) (H)
 BOWMONT VICTORY BLEND Z458 (H)
 BOWMONT QUEEN 203 (H)
BOWMONT VICTORY BLEND B684 (H)
 RED HILL TIME BOMB (AI) (ET) (H)
 BOWMONT MARITANA Y360 (AI) (H)
 BOWMONT MARITANA 334 (H)
 LLANGLOTHAN STORM U964 (H)
 GLENDAN PARK STORM W134 (H)
 ZUM PARK ATHENA (H)
BOWMONT SILVER Q A601 (H)
 RHODESDALE LEGEND ET5 (AI) (ET) (H)
 BOWMONT SILVER Q 40 (AI) (H)
 BOWMONT SILVER Q 35 (HPR) (H)

Purchaser: \$:.....

December 2016 Hereford GROUP BREEDPLAN											
	BW	Scrotal	Milk	200G	400G	600G	EMA	Rib	Rump	RBY	IMF
EBV	7.1	1.7	9	32	57	91	2.5	-0.2	-0.2	0.2	0.6
ACC%	73%	71%	68%	72%	74%	76%	53%	61%	66%	58%	60%

222 BOWMONT MARITANA E115 (AI) (H#)
 Calved: 30/03/2009 Tattoo: E115 ID No: GRKE115

MARKET INDEX VALUES	
Supermarket	\$63
Grass Fed	\$56
Grain Fed	\$68
EU	\$71

Traits Observed:
 200WT,400WT,600WT,MWT,FAT,EMA,IMF

Joining Details:
 AI- BOWMONT HUSTLER L026 11/10/16.
 BACK UP- ALLENDALE WASHINGTON
 G82 28/10/16 TO 5/1/17

BRIDGE POWERPLAY (AI) (ET) (S)
 DEBARRY HIGHLANDER 2 (AI) (S)
 DEBARRY LAST DAY T103 (P)
DEBARRY OLYMPUS A8 (S)
 DEBARRY TWISTER 5 (P)
 DEBARRY PURITY W61 (P)
 DEBARRY PURITY R54 (P)
 VENA PARK SHARKA (H)
 ALKIRA VIKING (AI) (H)
 COURALLIE MARIANNE R349 (H)
BOWMONT MARITANA Z486 (AI) (H)
 BOWMONT QUEST P424 (AI) (H)
 BOWMONT MARITANA 331 (H)
 BOWMONT MARITANA 261 (AI) (H)

Purchaser: \$:.....

December 2016 Hereford GROUP BREEDPLAN											
	BW	Scrotal	Milk	200G	400G	600G	EMA	Rib	Rump	RBY	IMF
EBV	6.4	1.7	15	31	52	77	3.1	-0.2	-0.4	0.8	0.5
ACC%	73%	59%	58%	71%	73%	75%	48%	58%	63%	55%	58%

223 BOWMONT QUEEN D003 (AI) (H#)
 Calved: 19/02/2008 Tattoo: D003 ID No: GRKD003

MARKET INDEX VALUES	
Supermarket	\$84
Grass Fed	\$76
Grain Fed	\$73
EU	\$95

Traits Observed:
 200WT,400WT,600WT,FAT,EMA,IMF

Joining Details:
 AI- BOWMONT HUSTLER L026 14/10/16.
 BACK UP- RUSSLYN JUMBUCK J19
 31/10/16 TO 5/1/17

BRAXTON G SOUTHERN (IMP NZL) (P)
 VALMA SOUTHERN STAR (AI) (ET) (P)
 VALMA GRANITES CORISANDE (AI) (P)
BOWEN VINCENT V1 (S)
 BOWEN MAGNUM M43 (P)
 BOWEN PRINCESS P146 (P)
 BOWEN PRINCESS M158 (AI) (P)
 MONREID PRESIDENT (H)
 COOTHARABA ELGIN 2 (H)
 COOTHARABA PAULINE 147 ET5 (ET) (H)
BOWMONT QUEEN B659 (AI) (TW) (H)
 BOWMONT VALENTI Q574 (H)
 BOWMONT QUEEN 191 (AI) (H)
 BOWMONT QUEEN 172 (H)

Purchaser: \$:.....

December 2016 Hereford GROUP BREEDPLAN											
	BW	Scrotal	Milk	200G	400G	600G	EMA	Rib	Rump	RBY	IMF
EBV	6.5	2	19	36	53	81	2.2	-0.5	-0.7	1.4	-0.7
ACC%	74%	67%	71%	73%	75%	76%	58%	65%	68%	62%	64%

224 BOWMONT SILVER Q C006 (AI) (H)
 Calved: 20/02/2007 Tattoo: C006 ID No: GRKC006

MARKET INDEX VALUES	
Supermarket	\$45
Grass Fed	\$43
Grain Fed	\$47
EU	\$53

Traits Observed:
 200WT,400WT,600WT,MWT,FAT,EMA,IMF

Joining Details:
 AI- BOWMONT ECLIPSE K016 20/10/16.
 BACK UP- ALLENDALE COLLINGWOOD
 G20 6/11/16 TO 5/1/17

VENA PARK JACKPOT (H)
 WIDGIEWA JABIRU ET6 (ET) (H)
 WIDGIEWA FERN G36 (H)
TARCOMBE CAPTAIN (H)
 WIDGIEWA GIANT G15 ET5 (ET) (H)
 EAST ROSS G LEONIE J324 (H)
 EAST ROSS PL LEONIE 79 (H)
 LLANGLOTHAN STORM U964 (H)
 GLENDAN PARK STORM W134 (H)
 ZUM PARK ATHENA (H)
BOWMONT SILVER Q A601 (H)
 RHODESDALE LEGEND ET5 (AI) (ET) (H)
 BOWMONT SILVER Q 40 (AI) (H)
 BOWMONT SILVER Q 35 (HPR) (H)

Purchaser: \$:.....

December 2016 Hereford GROUP BREEDPLAN											
	BW	Scrotal	Milk	200G	400G	600G	EMA	Rib	Rump	RBY	IMF
EBV	2.2	1.2	14	18	27	40	1.7	-0.1	-0.3	0.6	0
ACC%	75%	73%	75%	75%	77%	77%	60%	65%	69%	63%	64%

225

BOWMONT QUEEN C114 (AI) (H)

Calved: 15/04/2007 Tattoo: C114 ID No: GRKC114

MARKET INDEX VALUES	
Supermarket	\$76
Grass Fed	\$71
Grain Fed	\$86
EU	\$85

Traits Observed:
200WT,400WT,600WT,MWT,FAT,EMA,IMF

Joining Details:
AI- BOWMONT HUSTLER L026 20/10/16.
BACK UP- ALLENDALE COLLINGWOOD
G20 6/11/16 TO 5/1/17

PARSON HILL ROCKTIME (AI) (H)
SMITHSTON VICTORY BLEND ET (ET) (H)
GUNYAH ALBIA 53 (H)

BOWMONT VICTORY BLEND Z458 (H)
BOWMONT NEXUS R678 (H)
BOWMONT QUEEN 203 (H)
BOWMONT QUEEN 162 (H)

HOT SHOT RHHR 20W (IMP CAN) (TW) (H)
BRAMBLE NEWCASTER N177 ET6 (AI) (ET) (H)
BRAMBLE WONDER M009 ET1 (ET) (H)

BOWMONT QUEEN X250 (AI) (H)
KD MUNDORING M39 (AI) (H)
BOWMONT QUEEN 190 (AI) (H)
BOWMONT QUEEN 154 (H)

Purchaser: \$:.....



December 2016 Hereford GROUP BREEDPLAN											
	BW	Scrotal	Milk	200G	400G	600G	EMA	Rib	Rump	RBV	IMF
EBV	5.6	1	11	29	55	77	3.5	-0.1	0.1	0.6	0.7
ACC%	74%	69%	74%	75%	76%	77%	54%	62%	67%	59%	62%

226

BOWMONT QUEEN B607 (AI) (H)

Calved: 20/02/2006 Tattoo: B607 ID No: GRKB607

MARKET INDEX VALUES	
Supermarket	\$50
Grass Fed	\$42
Grain Fed	\$36
EU	\$56

Traits Observed:
200WT,400WT,600WT,FAT,EMA,IMF

Joining Details:
AI- GLENTREVOR WALLACE H427
13/10/16.
BACK UP- RUSSLYN JUMBUCK J19
31/10/16 TO 5/1/17

VENA PARK JACKPOT (H)
VENA PARK SHARKA (H)
WALLAMUMBI VICTORIA 348 (HPR) (H)

BOWMONT KING U943 (AI) (H)
KD MUNDORING M39 (AI) (H)
BOWMONT QUEEN 6 (AI) (H)
BOWMONT QUEEN 121 (H)

IH DOMINO 86056 (AI) (H)
BOWMONT DOMINO 17 (AI) (H)
BOWMONT MARITANA 84 (H)

BOWMONT QUEEN Y402 (H)
RED HILL TIME BOMB (AI) (ET) (H)
BOWMONT QUEEN W152 (AI) (H)
BOWMONT QUEEN 201 (H)

Purchaser: \$:.....



December 2016 Hereford GROUP BREEDPLAN											
	BW	Scrotal	Milk	200G	400G	600G	EMA	Rib	Rump	RBV	IMF
EBV	6.6	1.4	13	31	48	72	3.1	-0.8	-1	1.6	-0.6
ACC%	73%	73%	71%	74%	76%	77%	56%	63%	67%	60%	61%








MANAGEMENT OF YOUR NEW SIRE

To the best of our ability we have presented for your competition a naturally reared, structurally sound bull for your herd. As we maintain an interest in how our bull performs for you, may we make a few points for your consideration.

1. Young bulls are still growing fast and need enough feed to maintain their growth pattern. Your bull has been presented to you in good working condition, and should receive adequate nutrition with enough protein, as this is required for semen production. Last minute feeding before putting your bull out is not sufficient, as sperm are produced weeks before use and stored.
2. Young bulls are more susceptible to injury and loss of use in their first joining period. My we suggest you comprehensively insure him for the first six months.
3. Don't overwork your bull in the first season. We suggest around 30-35 females is a good average for a two year old bull.
4. Keep a regular watch on a young bull during his first mating season so that you may quickly pick up on any problems with getting your cows in calf quickly.
5. Regular drenching, vaccination, and adequate nutrition are as necessary for your bull as for the rest of your herd. With proper care your new bull has every chance of serving a long productive life in your herd.

ARTIFICIAL BREEDING ORGANISE YOUR AI PROGRAM NOW WITH NATIONWIDE A.B.!



-  Artificial breeding programs
-  Semen testing
-  Semen sales
-  Pregnancy testing
-  Semen collections
-  Freeze branding
-  Calf dehorning

www.nationwideab.com.au

Contact: Drew Pickford

M: 0428 925 255 | E: drew@nationwideab.com.au

Nationwide Artificial Breeders Pty. Ltd.



TOTAL
LIVESTOCK GENETICS



AT THE FOREFRONT OF ANIMAL REPRODUCTION AND TECHNOLOGY

- Semen collection
- Embryo transfer
- Sexed semen
- Now marketing quality semen from a range of sires owned by Total Livestock Genetics.
- Live animal export
- Ovine services
- Equine reproduction

TALK TO US ABOUT THE QUALITY SERVICES AVAILABLE AT TOTAL LIVESTOCK GENETICS.

TOTAL
LIVESTOCK GENETICS

Total Livestock Genetics
4969 Princes Hwy, Camperdown Vic 3260
Phone: 03 55 932 016 www.tlg.com.au

BOWMONT BUYERS INSTRUCTION SLIP

TRADING NAME.....

CONTACT NAME.....

ADDRESS.....

PHONE NO.....

FIRE REGION NO.....

MAP PAGE & NO.....

ACCOUNT TO.....

HEREFORD SOCIETY TRANSFER YES NO

LOTS PURCHASED & PRICE
.....
.....
.....
.....
.....

SIGNATURE (S) OF BUYER (S).....

AGENTS NAME.....

AGENTS SIGNATURE.....

AGENTS NOTE:

THIS SECTION MUST BE SIGNED IF AN AGENT INTENDS TO COLLECT A REBATE.

NO VERBAL INSTRUCTIONS.



We do a lot more than just buy and sell.

Elders markets more than 2.3 million cattle and 13.5 million sheep each year and can work with you to ensure your livestock is of the highest quality.

Elders offers many day-to-day animal health needs including parasite management, vaccines, nutrition and more. Whether you are after the top level of nutritional products and advice, or access to a range of simple and cost effective solutions. Our team of livestock

production advisors will assist you with focusing on livestock productivity, providing greater control over the nutritional, metabolic and physiological health of animals at critical stages of the production cycle, ultimately increasing meat quality.

To find out what more we have to offer you, contact

Neil Cooper 0419 600 354

Nick Gray 0438 833 090

elders.com.au

