

ASSESSOR REFERENCE CARD

STORE SHEEP (Current as at January 2020)

STOCK CATEGORY

Suckers	Unweaned lambs	No permanent incisors
Lambs	Weaned lambs	No permanent incisor teeth in wear
Hoggets	Any sex	Up to 2 permanent incisors
Ewes	Females	
Ewes & Lambs	Females with lambs at foot	
Wethers	Castrated males	
Ewes & Wethers	Mixed sex	1 or more permanent incisors
Rams	Entire males	
Goats	Any age, any sex	

BREED COMPOSITION

Description	Sire	Dam
Pure	Merino	Merino
1st Cross	Border Leicester	Merino
2nd Cross	Poll Dorset	Border/Merino
Other	Dorper	F3 Dorper

STOCK HISTORY

Vendor Bred - yes or no?
If no - where & when were stock purchased? How long on property?

GENERAL SKIN/WOOL COMMENT

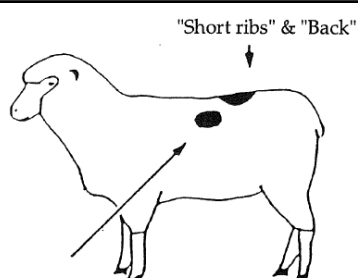
Shearing	Flystrike
Wool Quality	Coloured sheep
Ribbing	Dermatitis

LIVE WEIGHING

1. Test scales for accuracy prior to every assessment.
2. Record weights of a representative sample:
Recommended minimum of 20% of the whole lot
3. Record time off feed and water

FAT SCORES

- 1 0-5 mm
- 2 6-10 mm
- 3 11-15 mm
- 4 16-20 mm
- 5 21 mm and above

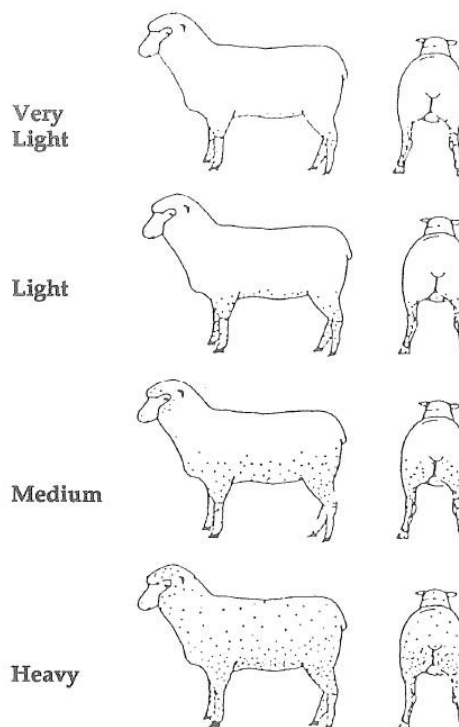


DELIVERY ADJUSTMENT %

Adjustment % required to allow for a curfewed weight at delivery when this varies from hours off feed at assessment.

BURR & SEED - identification points & coverage

- | | |
|----------------------------|---------------------|
| 1. Brisket, Shoulder, Neck | 3. Hind Leg, Breech |
| 2. Lower Rib, Belly | 4. Head |



Note: These standards apply in all areas.

SKIN LENGTH

Inches	MM
0.0 - 0.25	0 - 5
0.25 - 0.5	6 - 13
0.5 - 1.0	14 - 25
1.0 - 1.5	26 - 38
1.5 - 2.0	39 - 51
2.0 - 2.5	52 - 64
2.5 - 3.0	65 - 76
3.0+	77+

Measure mid back position.

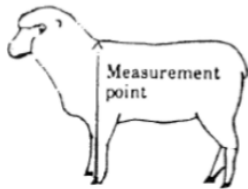
Note: Skins are usually traded in imperial measurements, not metric.

HISTORICAL WOOL CLIP DETAILS

Information to be sourced from "Wool Reports" - micron, wool cuts and yield of the lot being assessed.

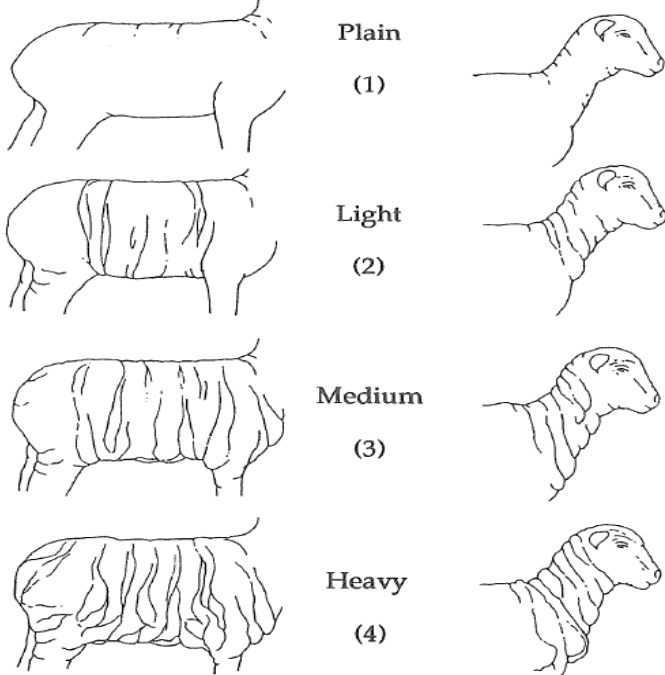
Year	Tag colour	Year	Tag colour
2008	Black	2016	Black
2009	White	2017	White
2010	Orange	2018	Orange
2011	Light green	2019	Light green
2012	Purple	2020	Purple
2013	Yellow	2021	Yellow
2014	Red	2022	Red
2015	Sky blue	2023	Sky blue

FRAME SCORES



- Measured at the highest point of the withers
 - **A:** 71cm+
 - **B:** 66-70cm
 - **C:** 61-65cm
 - **D:** 56-60cm
 - **E:** up to 55cm

WRINKLE SCORES



STORE STOCK BREEDING QUALITY

Should not be confused with condition - relates to the Breeding Quality of the line being assessed.

EXCELLENT	Top sires used, with high standards of selection and management, ie the very small percentage of REALLY first class stock.
VERY GOOD	Quality sires used. Large frame. Structurally sound. Strict selection criteria used. Will realise full potential.
GOOD	Exhibiting some better characteristics of the breed, and showing evidence of some reasonable selection practices. Medium to large frame.
FAIR	Limited potential. Lacking better characteristics of the breed. Small to medium frame.
PLAIN	Very poor quality, with structural or conformation faults. Limited future growth and fattening potential. Very small frame.

DRESSING % GUIDELINES

% guidelines based on 3 hours off feed, bare shorn & not preg. **NO SKIN**—Standard Aus-Meat Carcase

Fat Score	Lambs (X/B)	Ewes	Wethers
1	41%	37%	39%
2	43%	40%	41%
3	46%	42%	43%
4	48%	44%	45%
5	49%	46%	47%

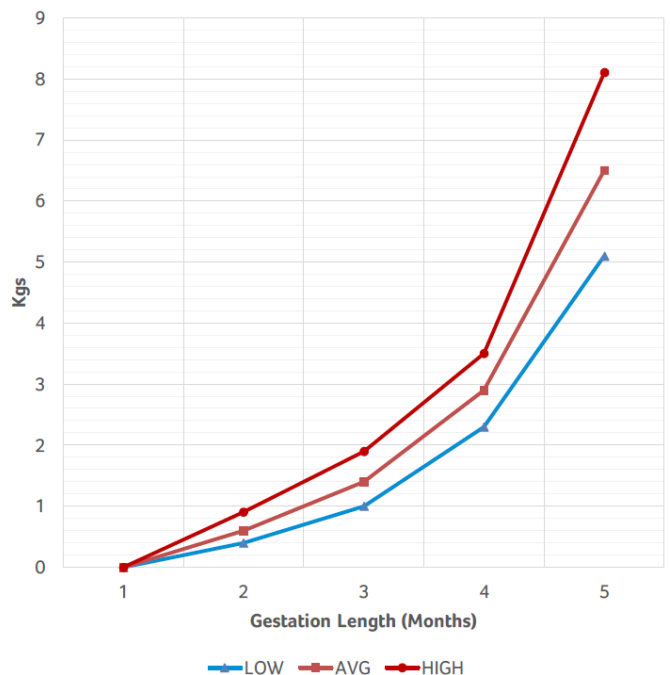
Note: Adjust above + or - for seasonal/feed conditions, time off feed, breed, skins (shorn, woolly, wet, dry), pregnancy

STANDARD LIVEWEIGHT RANGES

Class	Weight kg	Class	Weight kg
16	Below 16	40	36-40
20	16 -20	44	40-44
24	20-24	48	44-48
28	24-28	52	48-52
32	28-32	56	Over 52
36	32-36		

FOETAL GROWTH WEIGHTS

ESTIMATED SHEEP FOETAL GROWTH WEIGHTS



ASSESSOR COMMENTS

Assessor Comments are the one area of the assessment that varies depending on the target market. They are an opportunity to provide objective comments & further details on specific areas such as:

- Pregnancy Status
- Breeding
- Rising or Falling Nutrition
- Health
- Faults or not true to type
- Growth
- Potentially suitable markets