

POLLAMBI

PERFORMANCE PROVEN RAMS

2024 Ram Sale

Friday, 9th February 2024
2pm | On Property

Tuttles Lane, Glen Innes NSW



Mark Atkin - 0455 310 657

Terry Williams - 0448 427 004

Wayne Jenkyn - 0428 293 556

Vendor

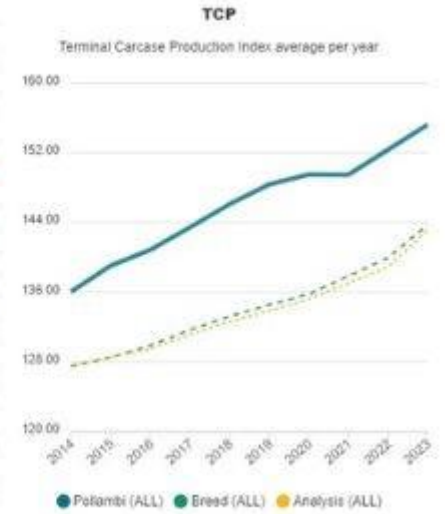
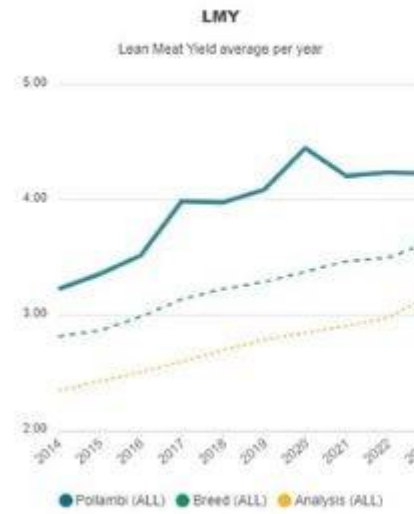
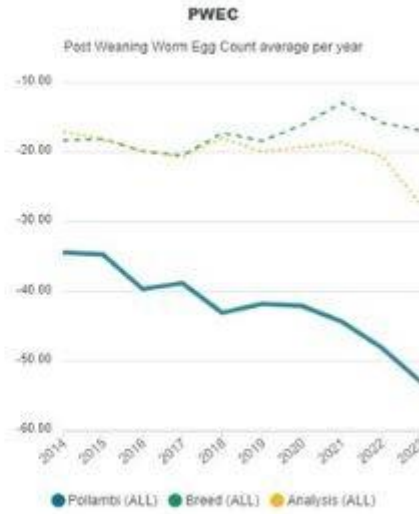
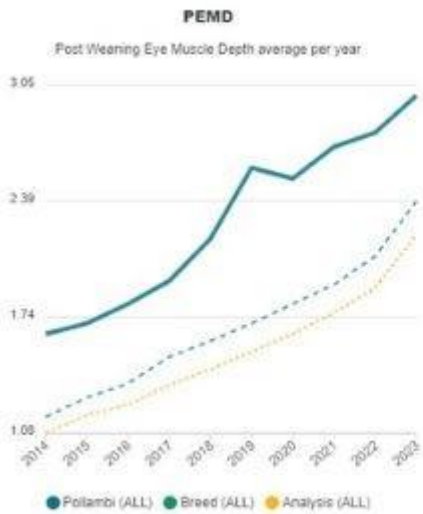
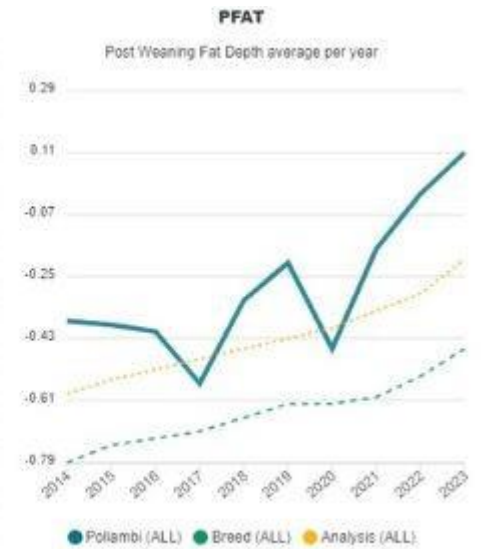
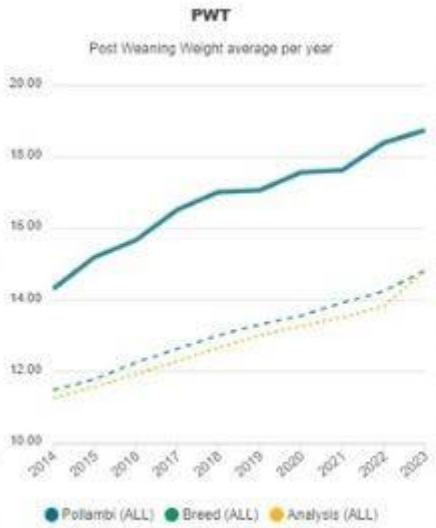
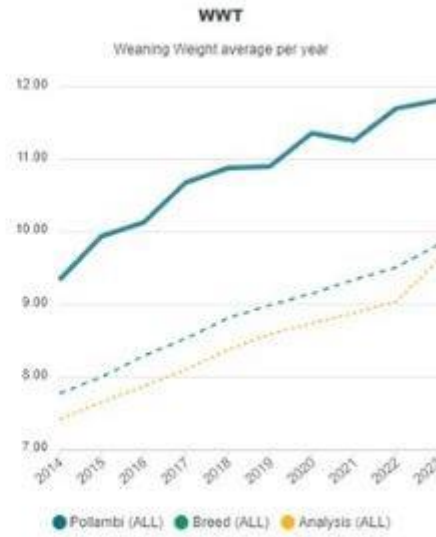
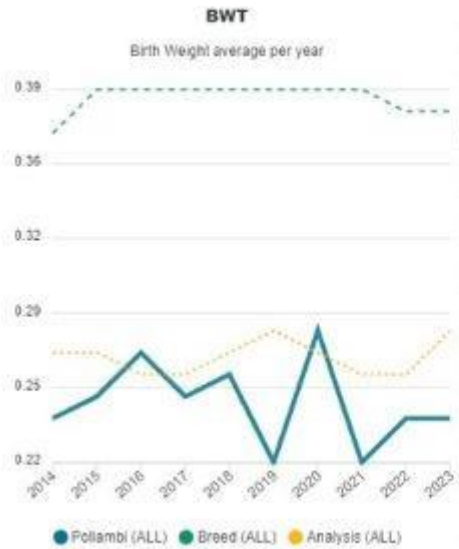
Brent McLeod - 0476 504 476

All purchasers are eligible to
win 1 or more of 10 free Rams
CONDITIONS APPLY



Interfaced with AuctionsPlus

Graph of POLLAMBI Genetics Trend 2014-2023



SALE RAMS HEALTH/VACCINATION HISTORY

BRUCELLOSIS ACCREDITED FREE: Cert No: 83454 expiry 30/08/2026

SHEEPMAP: - OJD MN3v Certificate No: NS 76180 expiry 30/06/2024

Vaccinated with GlanEry 7 in 1 B12 on 6th December 2023

Drenched with QDrench on 6th December 2023

SEMEN RIGHTS

We test mate the most promising ram lambs each year and their progeny are still being assessed. Some of these rams are included in this catalogue.

POLLAMBI retains 100% semen rights and ask that purchases agree to release their ram, at a time convenient to them, to arrange semen collection at an accredited collection centre in the future.

The purchaser's rights of the animal's semen are limited to natural service or for artificial use in the purchaser's flock. The commercial rights to the semen of these animals are forever owned by POLLAMBI.

UPSET PRICE FOR SEEDSTOCK SALES -

If rams are sold as seedstock sires, a minimum upset price of \$4000 will apply for any rams sold to breeders producing rams for sale.

Table of POLLAMBI Averages vs BREED Averages 2014-2023

161235 – POLLAMBI - Averages per year

Year	BWT	WWT	PWT	PFAT	PEMD	PWEC	LMY	LEQ	TCP
2014	0.24	9.34	14.31	-0.38	1.64	-34.39	3.23	132.26	136.02
2015	0.25	9.94	15.2	-0.39	1.7	-34.66	3.36	135.38	139.01
2016	0.27	10.13	15.67	-0.41	1.81	-39.64	3.52	137.01	140.83
2017	0.25	10.68	16.52	-0.56	1.94	-38.81	3.99	138.82	143.39
2018	0.26	10.88	17.02	-0.32	2.18	-43.07	3.98	141.82	146.09
2019	0.22	10.9	17.07	-0.21	2.58	-41.77	4.09	143.88	148.34
2020	0.28	11.36	17.57	-0.46	2.52	-42.08	4.45	144.41	149.49
2021	0.22	11.26	17.63	-0.17	2.7	-44.33	4.21	144.89	149.44
2022	0.24	11.7	18.4	-0.01	2.78	-48.04	4.24	148.77	152.32
2023	0.24	11.81	18.75	0.11	2.99	-53.07	4.23	152.81	155.2

BREED - Averages per year

Year	BWT	WWT	PWT	PFAT	PEMD	PWEC	LMY	LEQ	TCP
2014	0.37	7.77	11.48	-0.79	1.17	-18.25	2.82	120.69	127.45
2015	0.39	8	11.78	-0.74	1.28	-18.06	2.87	121.72	128.47
2016	0.39	8.29	12.25	-0.72	1.36	-19.86	2.99	122.96	129.84
2017	0.39	8.53	12.63	-0.7	1.51	-20.46	3.14	124.63	131.65
2018	0.39	8.81	13.01	-0.66	1.6	-17.21	3.23	126.21	133.19
2019	0.39	8.99	13.31	-0.62	1.7	-18.35	3.29	127.58	134.51
2020	0.39	9.15	13.56	-0.62	1.81	-16.07	3.38	128.76	135.74
2021	0.39	9.34	13.92	-0.6	1.92	-12.9	3.47	131.23	137.82
2022	0.38	9.51	14.24	-0.54	2.08	-15.72	3.5	133.95	139.91
2023	0.38	9.82	14.82	-0.46	2.39	-16.9	3.63	138.37	143.71

SPRING 2022 DROP RAMS

Lot No:	Eartag	BWT	WWT	PWT	PFAT	PEMD	PWEC	LMY	LEQ	TCP	PRICE	COMMENT
1	667	0.31	11.84	18.28	-0.97	2.39	-22.72	5.19	148.51	156.27		
2	565	0.21	12.35	19.04	-0.02	3.20	-53.21	5.09	154.56	160.23		
3	748	0.25	11.07	16.82	0.42	2.50	-70.92	3.39	147.61	146.25		
4	633	0.30	12.31	18.96	-0.15	2.41	-31.14	4.39	144.93	149.79		
5	737	0.35	11.47	17.42	0.81	2.75	-56.16	3.10	148.34	146.46		
6	632	0.21	11.85	18.56	0.14	2.40	-75.24	4.16	151.85	152.82		
7	720	0.30	11.87	18.46	-0.46	2.88	-25.26	5.01	146.02	153.44		
8	583	0.25	12.65	19.96	0.09	2.75	-39.42	4.71	151.74	157.36		
9	695	0.32	11.65	18.18	-0.19	2.44	-61.60	4.18	145.02	148.40		
10	747	0.25	11.40	18.21	-0.41	2.88	-33.98	4.71	153.27	157.47		
11	636	0.29	11.69	18.18	0.24	3.07	-36.23	4.40	146.97	152.99		
12	650	0.13	11.56	18.05	0.62	2.71	-51.24	3.07	148.30	149.25		
13	873	0.37	11.59	18.08	0.09	2.59	-71.37	4.02	152.18	151.53		
14	833	0.26	11.63	18.22	0.04	2.38	-55.91	3.96	146.00	147.89		
15	788	0.32	11.89	19.13	-0.88	2.25	-71.77	5.11	151.19	154.64		
16	606	0.15	11.02	17.32	0.46	3.94	-63.09	4.19	149.18	153.25		
2022 drop Poll Dorset Av 15/1/2024		0.38	9.51	14.24	-.54	2.08	-15.72	3.50	133.95	139.91		
	indicates ram is in top 2% of all (2022 drop) terminal sire rams NATIONALLY for that trait or index											
	indicates ram is in top 5% of all (2022 drop) terminal sire rams NATIONALLY for that trait or index											
	indicates ram is in top 10% of all (2022 drop) terminal sire rams NATIONALLY for that trait or index											
	indicates ram is in top 20% of all (2022 drop) terminal sire rams NATIONALLY for that trait or index											

Percentile Band Report
Terminal Analysis: Jan 15th 2024

Band	BWT	WWT	PWT	PFAT	PEMD	PWEC	LMY	LEQ	TCP
1	-0.53	12.92	19.86	1.26	4.2	-68.47	5.49	163.21	162.8
2	-0.46	12.52	19.26	1.01	3.92	-64.33	5.19	160.49	160.73
5	-0.29	11.95	18.39	0.68	3.52	-57.42	4.76	155.96	157.65
10	-0.03	11.46	17.62	0.42	3.18	-50.9	4.41	151.69	154.53
20	0.15	10.86	16.68	0.14	2.76	-42.79	4	146.35	150.29
30	0.22	10.42	15.97	-0.05	2.46	-36.4	3.72	142.31	146.94
40	0.28	10.02	15.32	-0.21	2.2	-29.88	3.46	138.6	143.76
50	0.32	9.61	14.66	-0.35	1.95	-23.15	3.22	135.05	140.64
60	0.37	9.16	13.91	-0.48	1.69	-16.03	2.94	131.79	137.48
70	0.42	8.58	12.95	-0.62	1.41	-8.33	2.61	128.65	133.98
80	0.47	7.76	11.61	-0.79	1.1	1.32	2.15	124.95	129.74
90	0.54	6.52	9.83	-1.01	0.69	14.08	1.48	119.72	124.28



SPRING 2022 DROP RAMS

Lot No:	Eartag	BWT	WWT	PWT	PFAT	PEMD	PWEC	LMY	LEQ	TCP	PRICE	COMMENT
17	816	0.33	11.96	18.45	1.06	2.58	-73.96	2.85	150.26	146.55		
18	554	0.23	12.35	19.18	-0.40	2.39	-64.70	5.06	152.12	156.22		
19	938	0.30	12.05	18.99	0.67	3.28	-63.83	3.85	151.40	151.63		
20	722	0.06	11.86	18.52	-0.24	2.85	-52.24	4.92	153.41	157.43		
21	626	0.42	12.19	18.17	0.17	1.79	-71.10	3.55	148.44	146.38		
22	575	0.22	12.04	19.46	0.36	2.06	-15.91	3.55	142.74	147.81		
23	603	0.24	12.63	19.71	-0.10	2.11	-26.77	3.99	149.75	152.73		
24	831	0.30	12.44	20.00	-0.45	2.16	-10.47	4.60	144.48	151.46		
25	859	0.40	12.12	19.06	-0.58	2.08	-31.70	4.54	144.68	150.86		
26	635	0.38	12.00	18.40	-0.41	2.17	-29.14	4.67	143.09	150.23		
27	672	0.18	11.03	17.54	0.60	3.49	-79.29	4.14	155.30	156.50		
28	664	0.33	13.50	21.11	-0.68	1.95	-72.38	4.93	155.31	155.75		
29	564	0.08	12.14	19.30	0.67	3.95	-44.42	4.27	152.88	157.69		
30	847	0.17	10.15	16.71	1.14	4.61	-44.88	3.48	154.58	157.01		
31	567	0.39	11.32	18.05	0.22	2.36	-44.19	3.55	144.56	146.79		
32	866	0.14	11.20	17.74	0.49	4.36	-69.58	4.13	157.25	159.38		
2022 drop Poll Dorset Av 15/1/2024		0.38	9.51	14.24	-0.54	2.08	-15.72	3.50	133.95	139.91		
	indicates ram is in top 2% of all (2022 drop) terminal sire rams NATIONALLY for that trait or index											
	indicates ram is in top 5% of all (2022 drop) terminal sire rams NATIONALLY for that trait or index											
	indicates ram is in top 10% of all (2022 drop) terminal sire rams NATIONALLY for that trait or index											
	indicates ram is in top 20% of all (2022 drop) terminal sire rams NATIONALLY for that trait or index											



HIGHFIELDS ACCOUNTING

Chartered Accountants & Business Advisors

PO Box 421
1 Highfields Rd
Highfields QLD 4352
Phone 07 4615 4079
Fax 07 4615 4063

Joseph Tonkin


B. Fin Admin, CA, JP

0427 919 749

joe@highfieldsaccounting.com.au

SPRING 2022 DROP RAMS

Lot No:	Eartag	BWT	WWT	PWT	PFAT	PEMD	PWEC	LMY	LEQ	TCP	PRICE	COMMENT
33	839	0.33	11.97	19.12	-0.14	2.67	-50.58	4.35	150.53	153.43		
34	602	0.36	11.94	18.41	0.29	3.05	-47.34	4.16	148.55	152.34		
35	911	0.26	12.02	18.78	-0.41	2.60	-35.92	4.51	146.91	152.22		
36	813	0.24	11.40	17.97	0.71	2.72	-70.19	3.27	154.18	149.73		
37	625	0.28	11.58	18.13	0.21	2.35	-44.08	3.69	142.92	146.39		
38	707	0.23	11.65	18.38	-0.02	3.15	-59.28	4.80	153.64	157.39		
39	765	0.10	11.58	18.90	0.13	2.89	-52.32	4.54	151.16	156.13		
40	727	0.32	11.49	17.83	-0.65	2.02	-34.18	4.42	142.03	147.32		
41	638	0.17	11.64	18.16	-0.56	2.54	-36.28	4.84	144.10	151.92		
42	865	0.10	11.90	18.75	-0.64	2.77	-45.43	4.76	150.22	157.56		
43	751	0.24	11.25	17.56	0.96	3.53	-61.03	3.45	153.46	152.27		
44	553	0.30	12.26	18.76	0.04	2.81	-81.15	4.18	156.32	153.62		
45	552	0.25	12.46	19.19	-0.03	2.75	-75.50	4.32	156.80	154.76		
46	897	0.36	12.10	19.03	-0.92	1.54	-26.62	4.69	141.61	147.33		
47	678	0.13	12.27	19.90	0.45	3.40	-58.55	4.45	160.10	161.88		
48	870	0.16	10.67	17.20	1.15	2.61	-70.91	2.45	153.73	148.65		
2022 drop Poll Dorset Av 15/1/2024		0.38	9.51	14.24	-0.54	2.08	-15.72	3.50	133.95	139.91		
	indicates ram is in top 2% of all (2022 drop) terminal sire rams NATIONALLY for that trait or index											
	indicates ram is in top 5% of all (2022 drop) terminal sire rams NATIONALLY for that trait or index											
	indicates ram is in top 10% of all (2022 drop) terminal sire rams NATIONALLY for that trait or index											
	indicates ram is in top 20% of all (2022 drop) terminal sire rams NATIONALLY for that trait or index											



Chris Roan

Livestock and General Carrier

CHRIS ROAN

GLEN INNES
0429 430 018
6732 1928

Reliable Professional Experienced

'Caroona' Reedy Creek Road,
Glen Innes, New South Wales

Mob 0429 430 018 Tel

SPRING 2022 DROP RAMS

Lot No:	Eartag	BWT	WWT	PWT	PFAT	PEMD	PWEC	LMY	LEQ	TCP	PRICE	COMMENT
49	770	0.24	11.68	17.92	-0.40	3.24	-49.10	4.99	150.19	155.63		
50	914	0.14	11.14	17.62	1.26	2.99	-55.34	2.71	158.89	153.03		
51	560	0.16	11.73	18.58	0.06	3.40	-63.25	5.04	156.37	160.67		
52	571	0.13	12.23	19.31	0.59	3.30	-69.63	4.45	153.23	157.37		
53	929	0.18	10.64	17.26	0.50	3.08	-63.54	3.41	153.89	152.11		
54	689	0.27	11.96	18.69	0.09	2.72	-18.70	4.06	146.22	151.65		
55	777	0.41	12.82	19.71	-0.69	2.06	-56.42	4.75	146.41	150.88		
56	797	0.24	11.81	18.82	0.10	3.74	-49.39	4.86	153.23	158.37		
57	673	0.10	11.21	17.60	1.06	3.25	-17.79	3.08	144.96	147.77		
58	744	0.22	12.07	18.72	0.07	2.77	-19.02	4.28	144.96	150.95		
59	946	0.33	11.33	18.24	-0.43	2.22	-68.16	4.35	144.70	148.54		
60	874	0.29	11.67	17.97	-0.32	3.01	-54.19	4.74	144.69	150.81		
61	623	0.26	11.42	18.57	0.15	3.35	-40.63	4.30	154.88	158.50		
62	916	0.16	12.30	19.34	0.06	2.54	-65.23	4.05	159.11	157.92		
63	845	0.19	11.46	17.36	1.35	3.20	-67.08	2.82	156.18	152.14		
64	912	0.32	11.94	18.89	-0.63	2.35	-59.65	4.69	151.64	153.71		
2022 drop Poll Dorset Av 15/1/2024		0.38	9.51	14.24	-0.54	2.08	-15.72	3.50	133.95	139.91		
		indicates ram is in top 2% of all (2022 drop) terminal sire rams NATIONALLY for that trait or index										
		indicates ram is in top 5% of all (2022 drop) terminal sire rams NATIONALLY for that trait or index										
		indicates ram is in top 10% of all (2022 drop) terminal sire rams NATIONALLY for that trait or index										
		indicates ram is in top 20% of all (2022 drop) terminal sire rams NATIONALLY for that trait or index										



Proudly supporting the Northern Tablelands graziers

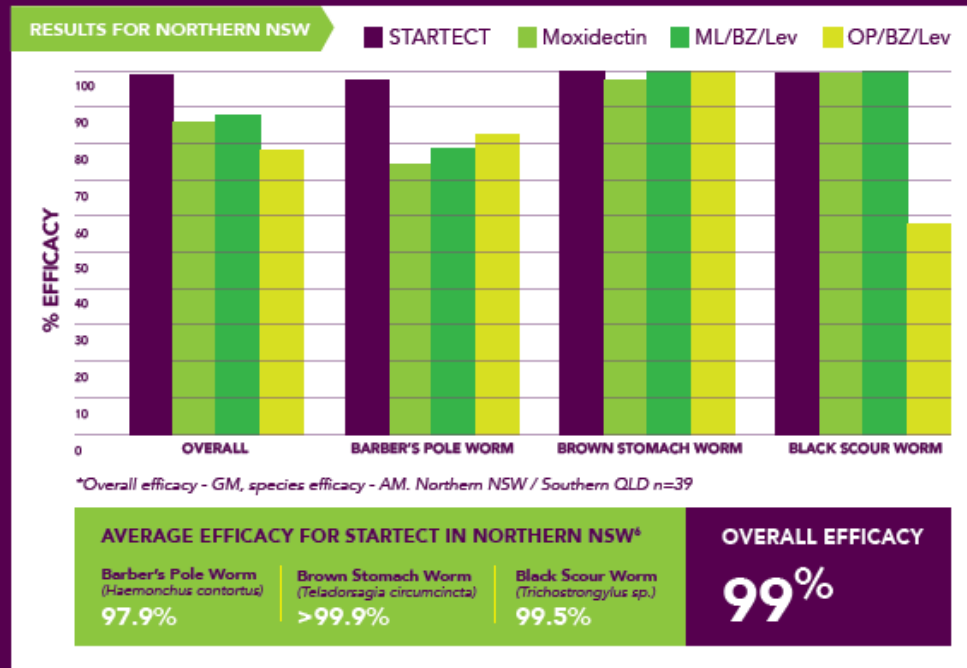
SPRING 2022 DROP RAMS

Lot No:	Eartag	BWT	WWT	PWT	PFAT	PEMD	PWEC	LMY	LEQ	TCP	PRICE	COMMENT
65	573	0.56	13.37	19.75	0.67	2.47	-66.72	3.58	151.28	149.99		
66	611	0.21	11.47	17.86	0.04	3.32	-27.29	4.43	143.67	151.35		
67	699	0.36	11.80	17.91	-0.02	2.37	-40.44	4.16	137.71	143.69		
68	818	0.25	12.47	19.92	-0.36	3.32	-22.74	5.44	149.67	159.38		
69	825	0.25	11.81	17.88	0.06	1.67	-30.69	3.46	138.11	141.69		
70	851	0.24	12.42	19.08	-0.41	1.98	-60.81	4.36	142.20	145.88		
71	869	0.29	11.38	18.36	-0.41	2.32	-44.91	4.30	144.27	148.15		
72	808	0.12	11.23	17.81	1.39	3.90	-50.07	3.24	149.45	151.30		
73	643	0.19	11.50	17.88	-0.11	2.68	-65.66	4.63	151.33	154.44		
74	895	0.23	12.25	19.01	0.65	2.66	-71.22	3.58	156.12	154.52		
75	746	0.31	11.55	18.02	-0.58	2.23	-22.92	4.50	148.30	152.97		
76	702	0.33	12.19	18.76	0.05	3.13	-57.32	4.58	146.98	152.75		
77	730	0.27	11.54	18.14	-0.02	3.28	-45.18	4.56	147.78	154.37		
78	852	0.16	12.46	18.88	0.23	2.58	-59.75	3.90	154.06	151.43		
79	883	0.22	12.33	18.75	0.08	2.79	-35.23	3.96	157.13	156.98		
80	872	0.25	11.11	17.22	0.28	2.83	-78.97	3.80	152.30	150.54		
2022 drop Poll Dorset Av 15/1/2024		0.38	9.51	14.24	-0.54	2.08	-15.72	3.50	133.95	139.91		
	indicates ram is in top 2% of all (2022 drop) terminal sire rams NATIONALLY for that trait or index											
	indicates ram is in top 5% of all (2022 drop) terminal sire rams NATIONALLY for that trait or index											
	indicates ram is in top 10% of all (2022 drop) terminal sire rams NATIONALLY for that trait or index											
	indicates ram is in top 20% of all (2022 drop) terminal sire rams NATIONALLY for that trait or index											



STARTECT KILLS RESISTANT STRAINS OF WORMS*

***BZ, LEV, ML and CLOS Multi-Resistant Worms & MONEPANTEL Resistant Barber's Pole worm and Black Scour worm**
(Haemonchus contortus and Trichostrongylus colubriformis)



AUSTRALIAN OVERALL EFFICACY
99.3%

Over 200 Australia-wide FECRT field trials¹



28
DAYS

EXPORT SLAUGHTER INTERVAL (ESI)

14
DAYS

MEAT WITHHOLDING PERIOD (WHP)

SHORTER WITHHOLDING PERIODS FOR GREATER TRADE FLEXIBILITY

1. Overall efficacy - GM, species efficacy - AM, Data on file, Zoetis. * Refer to the Startect Label for further information. Zoetis Australia Pty Ltd. ABN 94 156 476 425. Level 6, 5 Rider Boulevard Rhodes, NSW 2138. © 2020 Zoetis Inc. All rights reserved. ZL1185



LivestockSolutions Information In your hands

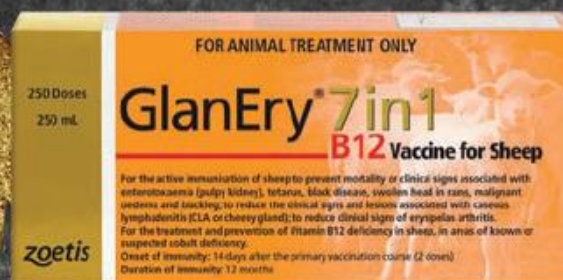
ZOETIS.COM.AU/LS

SPRING 2022 DROP RAMS

Lot No:	Eartag	BWT	WWT	PWT	PFAT	PEMD	PWEC	LMY	LEQ	TCP	PRICE	COMMENT
81	917	0.09	11.32	17.89	0.29	2.54	-61.66	3.47	155.99	153.97		
82	814	0.18	10.65	16.80	0.52	2.82	-61.23	3.31	152.52	148.98		
83	947	0.38	11.92	19.05	-0.50	2.42	-68.16	4.73	146.97	151.60		
84	555	0.19	12.14	18.97	-0.50	1.96	-64.70	4.85	150.06	153.63		
85	594	0.27	12.14	18.26	-0.05	2.40	-57.99	4.22	139.03	145.22		
86	649	0.12	10.70	16.54	0.53	2.89	-44.80	2.98	146.00	147.49		
87	614	0.17	11.33	18.26	-0.30	3.14	-56.53	4.78	151.53	155.22		
88	812	0.28	11.00	17.63	0.11	2.37	-66.79	3.47	155.64	151.68		
89	592	0.27	11.47	17.54	0.14	3.40	-56.88	4.26	152.94	154.39		
90	595	0.21	11.61	18.38	0.51	3.13	-43.81	3.94	141.97	148.81		
91	861	0.07	10.86	17.14	-0.16	3.72	-26.21	4.97	147.13	155.64		
92	715	0.17	11.84	18.95	0.22	3.47	-54.93	4.63	152.57	157.70		
93	688	0.36	12.44	19.36	0.12	1.63	-21.35	3.59	141.12	145.14		
94	745	0.27	12.12	18.63	0.07	2.76	-11.92	4.25	143.67	150.27		
95	944	0.08	10.66	16.63	0.17	3.14	-64.61	3.85	148.24	149.68		
96	646	0.25	11.84	19.05	-0.57	2.97	-39.25	5.02	152.25	159.40		
2022 drop Poll Dorset Av 15/1/2024		0.38	9.51	14.24	-0.54	2.08	-15.72	3.50	133.95	139.91		
	indicates ram is in top 2% of all (2022 drop) terminal sire rams NATIONALLY for that trait or index											
	indicates ram is in top 5% of all (2022 drop) terminal sire rams NATIONALLY for that trait or index											
	indicates ram is in top 10% of all (2022 drop) terminal sire rams NATIONALLY for that trait or index											
	indicates ram is in top 20% of all (2022 drop) terminal sire rams NATIONALLY for that trait or index											

GlanEry[®] 7in1 B12

The **NEW GOLD STANDARD** of Sheep Vaccines



ERYSIPELAS ARTHRITIS

+

CHEESY GLAND (CLA)

+

5 CLOSTRIDIAL DISEASES

&

BOOSTED WITH VITAMIN B12

ALL IN A 1ML DOSE

- ✓ Stops **Lame Lambs***
- ✓ Protects your **Wool Cut**
- ✓ Protects **Meat Quality**
- ✓ More **Lambs to Sell**
- ✓ **Easy** to use & **Convenient**

*caused by *Erysipelothrix rhusiopathiae*

Zoetis Australia Pty Ltd. ABN 94 156 476 425. Level 6, 5 Rider Boulevard, Rhodes NSW 2138. © 2021 Zoetis Inc. All rights reserved. March 2021 ZL1340.



Livestock**Solutions** Information in your hands

ZOETIS.COM.AU/LS

SPRING 2022 DROP RAMS

Lot No:	Eartag	BWT	WWT	PWT	PFAT	PEMD	PWEC	LMY	LEQ	TCP	PRICE	COMMENT
97	713	0.34	12.54	19.56	-0.20	3.60	-57.84	5.22	150.88	158.49		
98	853	0.06	11.12	17.32	0.76	3.55	-52.78	3.53	159.19	156.12		
99	701	0.27	11.53	17.81	-0.14	3.22	-58.72	4.65	146.67	152.52		
100	882	0.19	11.61	18.08	0.25	2.36	-54.50	3.42	153.10	150.84		
101	776	0.20	11.70	18.77	-0.38	2.32	-65.12	4.85	150.57	154.92		
102	570	0.10	11.20	17.98	0.42	3.19	-10.83	3.91	146.35	152.04		
103	778	0.34	11.73	18.25	-0.29	2.71	-64.94	4.36	147.47	150.58		
104	822	0.27	11.72	18.33	0.04	2.26	-7.06	3.77	143.05	147.85		
105	677	0.18	12.18	19.44	-0.06	4.02	-48.55	5.66	156.85	164.02		
106	697	0.18	11.61	17.68	0.17	2.64	-36.89	3.93	141.32	146.62		
107	612	0.23	11.05	17.26	0.44	2.99	-50.26	3.62	141.97	146.03		
108	621	0.16	10.90	17.91	0.11	2.75	-37.85	3.90	148.43	151.15		
109	775	0.21	11.68	18.48	-0.41	2.14	-69.02	4.72	149.09	152.87		
110	787	0.40	11.97	18.70	-1.04	1.53	-75.76	4.82	146.41	148.94		
2022 drop Poll Dorset Av 15/1/2024		0.38	9.51	14.24	-.54	2.08	-15.72	3.50	133.95	139.91		
	indicates ram is in top 2% of all (2022 drop) terminal sire rams NATIONALLY for that trait or index											
	indicates ram is in top 5% of all (2022 drop) terminal sire rams NATIONALLY for that trait or index											
	indicates ram is in top 10% of all (2022 drop) terminal sire rams NATIONALLY for that trait or index											
	indicates ram is in top 20% of all (2022 drop) terminal sire rams NATIONALLY for that trait or index											

Driving instructions

Head west on the Gwydir Highway (Inverell Road)

On the western edge of Glen Innes, you will see the racecourse on left hand side.

Once over cement bridge, travel for approximately 400m, then turn right into Tuttle's Lane.

Pollambi is located 600m on left hand side of Tuttle's Lane

Note: If you go past truck fatigue camera on Gwydir Highway (Inverell Road), you have just missed the turn into Tuttle's Lane

