

Summary - Ulandi Park 2022 Sale Rams

Lambplan Breeding Values (15.8.22)

Lot	Tag	Sire	Born	BT	Bwt	Wwt	Pwt	Pfat	Pemd	LMY
1	226	A566	May	tw	0.6	12.5	17.4	-0.7	1.6	4.7
2	227	A566	May	tw	0.5	11.7	16.4	-0.6	2.2	4.7
3	298	A 566	May	s	0.6	12.7	17.4	-1.1	1.3	5.0
4	306	A 566	May	s	0.5	11.6	16.3	-0.6	1.8	4.5
5	324	UP 60	May	s	0.5	10.5	15.1	-0.6	1.8	4.0
6	342	UP 385	May	s	0.6	11.8	16.6	-1.1	1.2	4.7
7	516	UP 60	August	s	0.4	9.1	12.9	-0.7	1.8	3.7
8	280	UP 271	May	tw	0.4	10.4	15.2	-0.5	1.5	3.8
9	558	A 566	August	tw	0.5	11.7	15.9	-0.6	1.6	4.0
10	551	A 566	August	s	0.4	10.3	14.9	-0.5	2.4	4.1
11	547	UP 385	August	tw	0.5	11.8	16.5	-0.6	2.0	4.3
12	515	UP 385	August	s	0.4	9.7	14.4	-0.6	1.5	3.4
13	592	A 566	Sept	tw	0.4	10.3	14.4	-0.6	2.1	4.1
14	506	UP 60	August	tw	0.4	9.1	13.1	-0.7	1.8	3.4
15	189	UP 271	May	tw	0.4	9.8	14.8	-0.70	1.7	3.7
16	190	UP 271	May	tw	0.6	10.0	14.1	-1.0	1.2	4.3
17	185	UP 14	May	tw	0.5	9.8	14.5	-0.5	2.0	3.7
18	6	UP 14	May	tw	0.6	10.8	16.1	-0.9	1.3	4.1
19	314	UP 271	May	s	0.5	10.4	14.3	-0.6	1.8	3.8
20	25	UP 14	May	tw	0.4	9.4	13.7	-0.5	1.8	3.4
21	256	UP 60	May	s	0.4	9.3	13.3	-0.8	2.0	3.7
22	R 85	HF 1082	May	tw	0.3	8.5	12.7	0	3.5	3.3
23	61	HF 1082	May	tw	0.3	8.8	13.0	-0.7	3.2	4.1
24	67	HF 1082	May	trp	0.3	9.0	12.7	-0.4	3.0	3.4
25	66	HF 1082	May	trp	0.2	8.4	11.8	-0.5	3.2	3.5
26	132	HF 1082	May	tw	0.3	9.1	13.6	-0.2	3.0	3.4
27	73	HF 1082	May	tw	0.5	10.3	15.5	-0.7	2.3	4.2
28	32	HF 1082	May	s	0.3	8.9	12.7	-0.7	2.6	3.5
29	140	HF 1082	May	tw	0.3	9.1	13.6	-0.3	2.8	3.5
30	117	HF 1082	May	tw	0.3	9.3	13.6	-0.6	2.9	3.9
31	119	HF 1082	May	tw	0.3	8.3	12.3	-0.7	2.5	3.4
32	145	HF 1082	May	tw	0.2	8.1	12.0	-0.4	3.2	3.3
33	39	HF 1082	May	tw	0.4	9.1	13.5	-0.4	2.6	3.5
34	58	HF 1082	May	tw	0.3	8.2	12.4	-0.4	2.7	3.1
35	89	HF 1082	May	tw	0.2	8.3	12.8	-0.3	2.7	3.1
36	19	HF 1082	May	tw	0.4	9.9	14.7	-0.5	2.3	3.7
37	150	HF 1082	May	tw	0.3	8.7	12.8	-0.4	2.9	3.4
38	116	HF 1082	May	s	0.2	7.1	11.0	-0.2	3.1	2.8
39	172	HF 1082	May	s	0.4	9.3	13.3	-0.8	2.1	3.6
40	149	HF 1082	May	tw	0.3	8.7	12.8	-0.4	2.6	3.4
41	234	HF 1082	May	tw	0.3	9.1	13.1	-0.6	2.2	3.4
42	28	HF 1082	May	s	0.3	9.3	13.8	-0.7	2.2	3.6
43	30	HF 1082	May	tw	0.4	8.9	12.7	-0.6	2.2	3.2
44	70	HF 1082	May	tw	0.4	9.8	14.0	-0.8	2.0	3.7
45	171	HF 1082	May	tw	0.2	7.9	11.6	-0.2	2.4	2.8
46	replacement - to be advised									
47	202	A 566	May	s	0.4	10.9	15.1	-0.6	2.6	4.5
48	273	A 566	May	tw	0.5	12.4	17.3	-0.6	2.1	4.9
49	437	UP 60	May	tw	0.4	10.0	14.5	-0.5	2.6	4.1
50	343	UP 14	May	tw	0.5	10.7	15.5	-0.6	2.2	4.2

Summary - Ulandi Park 2022 Sale Rams

Lambplan Breeding Values (15.8.22)




Lot	Tag	Sire	Born	BT	Bwt	Wwt	Pwt	Pfat	Pemd	LMY
51	353	UP 14	May	tw	0.5	10.0	14.7	-0.9	1.8	3.9
52	246	A 566	May	tw	0.4	11.1	15.7	-0.2	2.6	4.2
53	282	UP 60	May	tw	0.4	9.4	13.6	-0.5	2.7	4.0
54	307	A 566	May	s	0.5	12.4	17.3	-0.7	1.9	4.9
55	164	UP 14	May	tw	0.5	9.5	14.6	-0.8	1.8	3.8
56	181	UP 14	May	tw	0.5	9.8	14.9	-0.7	1.9	3.9
57	471	UP 14	June	tw	0.6	10.2	15.3	-0.9	1.5	4.1
58	217	A 566	May	s	0.7	12.8	18.0	-0.8	1.4	4.9
59	427	UP 14	June	tw	0.6	11.1	15.7	-1.1	1.5	4.4
60	267	A 566	May	tw	0.5	10.8	15.0	-0.5	2.5	4.5
61	158	UP 14	May	tw	0.5	10.1	14.7	-0.8	1.7	3.8
62	488	UP 60	June	tw	0.4	9.2	13.4	-0.4	2.4	3.7
63	268	A 566	May	tw	0.6	12.0	17.0	-1.0	1.3	4.8
64	232	UP 14	May	tw	0.6	11.1	16.5	-0.7	1.5	4.1
65	200	A 566	May	tw	0.6	12.6	17.9	-0.7	1.4	4.7
66	255	UP 14	May	tw	0.6	10.4	15.5	-0.6	1.7	3.9
67	R448	UP 14	June	tw	0.6	10.7	15.9	-0.7	1.4	3.9
68	10	UP 14	May	1	0.4	9.6	13.8	-0.6	2.2	3.8
69	406	UP 14	May	s	0.5	10.2	14.5	-0.7	1.9	3.8
70	487	UP 60	June	tw	0.4	9.2	13.2	-0.6	2.2	3.8
71	R220	A 566	May	s	0.5	11.5	15.7	-0.9	1.5	4.4
72	302	A 566	May	tw	0.5	11.7	16.8	-0.6	1.6	4.5
73	182	UP 14	May	tw	0.5	9.3	14.1	-0.7	1.8	3.7
74	R321	A 566	May	tw	0.5	11.5	15.7	-0.5	2.0	4.5
75	420	UP 60	May	tw	0.3	8.7	12.6	-0.5	2.4	3.6
76	310	A 566	May	tw	0.5	11.5	15.7	-0.8	1.9	4.7
77	446	UP 60	June	s	0.4	9.2	13.1	-0.5	2.3	3.7
78	430	UP 271	June	tw	0.5	10.7	15.1	-0.3	2.0	3.9
79	320	A 566	May	tw	0.4	10.6	14.7	-0.3	2.4	4.2
80	259	A 566	May	tw	0.5	10.6	14.7	-0.6	1.9	4.1
81	375	A 566	May	s	0.3	9.2	12.5	-0.4	2.6	3.7
82	replacement - to be advised									
83	212	UP 60	May	tw	0.4	9.1	13.0	-0.8	2.1	3.9
84	replacement - to be advised									
85	96	UP 14	May	s	0.5	9.4	13.9	-0.9	1.5	3.6
86	348	UP 14	May	tw	0.4	8.7	12.5	-0.8	1.9	3.4
87	414	UP 14	May	tw	0.5	9.7	13.7	-0.8	1.9	3.9
88	236	A 566	May	tw	0.5	11.8	16.3	-0.6	1.7	4.4
89	R447	UP 14	June	tw	0.5	9.3	14.0	-0.8	1.6	3.6
90	74	UP 14	May	tw	0.3	8.9	13.1	-0.4	2.3	3.3
91	203	A 566	May	s	0.5	10.8	15.2	-0.3	2.0	4.0
92	478	UP 14	June	tw	0.4	9.9	14.2	-0.6	1.7	3.6
93	224	A 566	May	tw	0.5	11.9	15.7	-0.6	2.1	4.7
94	339	UP 14	May	tw	0.5	9.6	13.7	-0.8	1.8	3.7
95	309	A 566	May	tw	0.5	11.3	14.9	-0.5	2.1	4.4
96	271	UP 14	May	tw	0.5	10.1	14.3	-0.7	1.6	3.7
97	125	UP 14	May	tw	0.5	9.1	14.0	-1.0	1.4	3.7
98	297	UP 271	May	s	0.5	10.7	15.5	-0.4	1.7	3.9
99	494	UP 14	June	s	0.4	9.1	13.0	-0.6	1.7	3.2
100	429	UP 271	May	tw	0.5	10.7	15.2	-0.4	1.7	3.8

Summary - Ulandi Park 2022 Sale Rams

Lambplan Breeding Values (15.8.22)

Lot	Tag	Sire	Born	BT	Bwt	Wwt	Pwt	Pfat	Pemd	LMY
101	367	UP 14	May	s	0.5	10.5	15.1	-0.6	1.5	3.7
102	413	UP 14	May	tw	0.4	9.0	13.0	-0.5	1.8	3.1
103	211	A 566	May	tw	0.6	12.8	17.9	-1.3	0.6	5.0
104	292	A 566	May	s	0.5	10.5	14.1	-0.6	2.2	4.3
105	293	UP 14	May	tw	0.4	9.5	13.9	-0.6	1.8	3.6
106	335	A 566	May	trp	0.4	10.0	14.3	-0.2	2.2	3.8
107	41	UP 14	May	tw	0.5	9.7	13.8	-0.5	1.7	3.5
108	465	UP 271	June	tw	0.4	9.1	13.1	-0.2	1.9	3.2
109	346	UP 14	May	tw	0.4	8.6	12.2	-0.4	2.1	3.1
110	461	UP 14	June	s	0.6	10.6	15.3	-0.8	1.2	3.7
111	290	UP 14	May	s	0.6	11.2	16.0	-0.7	1.2	3.9
112	345	UP 14	May	tw	0.4	8.4	12.0	0.0	2.4	2.8
113	327	UP 14	May	s	0.5	9.3	13.4	-1.1	1.2	3.6
114	188	UP 271	May	tw	0.4	8.9	13.6	-0.2	1.8	3.1
115	12	UP 14	May	tw	0.6	10.2	14.2	-1.1	0.9	3.6
116	359	UP 60	May	tw	0.4	9.3	13.4	-0.7	1.6	3.6
117	463	UP 14	June	s	0.5	9.9	13.8	-0.7	1.6	3.5
118	replacement - to be advised									
119	155	UP 14	May	trp	0.3	8.7	12.9	-0.4	1.8	2.9
120	356	UP 60	May	tw	0.3	7.9	11.7	-0.7	2.1	3.4
121	187	UP 14	May	tw	0.5	10.1	14.2	-1.0	1.4	3.9
122	11	UP 14	May	tw	0.5	9.4	13.0	-1.0	1.3	3.5
123	162	UP 14	May	tw	0.4	9.6	13.8	-1.0	1.4	3.8
124	284	A 566	May	tw	0.4	10.8	14.7	-0.5	1.9	4.1
125	476	UP 14	June		0.5	8.5	12.5	-0.8	1.4	3.1
126	231	UP 14	May	tw	0.5	9.9	14.1	-0.7	1.2	3.4
127	295	UP 14	May	tw	0.5	10.8	14.8	-0.8	1.2	3.8
128	252	UP 14	May	tw	0.4	8.6	12.7	-0.4	2.1	3.3
129	486	A 566	June	s	0.5	11.2	15.3	-0.9	1.2	4.3
130	595	A 566	August	tw	0.5	11.7	15.8	-0.8	1.4	4.4
131	522	A 566	August	trp	0.5	11.7	16.0	-0.4	2.2	4.5
132	544	UP 14	August	tw	0.5	10.2	14.6	-0.8	1.7	3.7
133	597	A 566	August	s	0.5	11.3	15.7	-0.7	1.6	4.2
134	553	A 566	August	tw	0.5	10.9	14.7	-0.6	2.1	4.1
135	581	A 566	August	tw	0.5	10.4	14.3	-0.7	2.2	4.3
136	504	UP 14	August	tw	0.6	10.8	16.2	-0.8	1.1	3.8
137	577	A 566	August	tw	0.5	11.2	15.3	-0.7	2.0	4.4
138	546	UP 385	August	tw	0.4	11.2	15.9	-0.2	2.1	3.7
139	588	A 566	August	tw	0.3	10.0	13.5	-0.3	2.9	4.2
140	564	A566	August	tw	0.5	11.9	16.1	-0.6	2.1	4.6
141	598	A 566	Sept	tw	0.6	11.7	16.3	-0.8	1.4	4.5
142	562	UP 14	August	tw	0.5	10.7	15.2	-0.8	1.4	3.8
143	550	A 566	August	s	0.4	9.8	14.2	-0.4	2.2	3.8
144	601	A 566	Sept	tw	0.5	11.3	15.4	-0.4	2.0	4.1
145	replacement - to be advised									
146	replacement - to be advised									
147	502	UP 271	August	s	0.4	9.4	13.6	-0.1	2.2	3.5
148	574	A 566	August	tw	0.3	9.7	13.4	-0.4	2.0	3.8
149	573	A 566	August	tw	0.3	10.0	13.8	-0.7	1.6	3.9
150	536	UP 385	August	tw	0.5	10.4	15.2	-0.6	1.0	3.5

Lambplan Terminal Sire Percentile Bands

-  top 5%
-  top 10%
-  top 20%