



TELPARA

SUFFOLKS

SALE

2022



60 SUFFOLK RAMS.
29 STUD EWES.
14 COMMERCIAL EWES

*Guest Vendor Ramsay Park
offering:*

**6 High Content
Hampshire Rams.**

Anthony Pearce 0467 600 061
Dave Whittenbury 0455 600 488

ANNUAL SUFFOLK RAM & EWE SALE.

14 September. Inspection 11am & Auction 1pm.

800 Harvey Road, Hartley SA.





TELPARA
SUFFOLKS

The TELPARA TYPE.

Thick & Meaty.

**A CUT ABOVE
THE REST.**



Above breed average for Lamb Eating Quality (LEQ) and Terminal Carcase Production (TCP). With Rams available in the top 5,10 & 20% of the industry for eating qualities and growth.

**GENOMICALLY
TESTED.**



All 2021 drop lambs have been genomically (DNA) tested for accuracy in the Telpara flock and performance values.

**BRUCELLOSIS
FREE.**



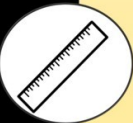
Free from Brucellosis (a bacterial disease causing infertility in rams). Accreditation 1213.

JOHNES FREE.



Gudair vaccinated with MN1V accreditation. Free from Johnes (a chronic infection which causes wasting)

**PERFORMANCE
RECORDED.**



Rigorous records and testing of sheep for growth and eating quality potential. Available for viewing on LambPlan Sheep Genetics.

Catalogue Cover Photo, Lots 1 & 2 in the Telpara Sale.

<https://www.hillsfarmssupplies.com.au/telpara-suffolk-stud>

The TELPARA TYPE.

**The TYPE
to PERFORM.**



LEQ

(Lamb Eating Quality)

Telpara 2021 Drop Ram Average

Breed 2021 Drop Average

THE NUMBERS DON'T LIE.

Identify what the most profitable sheep look like and learn to like that. "The Telpara Type" is the type to perform and the type we breed. With a continued focus on breeding for performance we want our rams to bring extra value to our clients. It's not about the rams, it is all about their progeny. We aim to produce, thick, meaty early maturing lambs that not only weigh heavy but have carcasses with high eating quality traits. After strong demand for our rams last year we are excited about the rams and ewes we have on offer. There is even more depth in performance right through the catalogue this year as we strive for continual improvement and think they are well worth the inspection if you are in the market for Suffolk's this year. We look forward to seeing you at our sale, and if you can't make it, we can always make time for an inspection prior to sale day.



100% Telpara genetics produced by one of our clients.

<https://www.hillsfarmssupplies.com.au/telpara-suffolk-stud>



The TELPARA TYPE

- THICK
- MEATY

With numbers that *PERFORM*.



TCP

(Terminal Carcase Production)

Telpara 2021 Drop Ram Average

Breed 2021 Drop Average

7th Annual Suffolk Sheep Sale 14 SEPTEMBER 2022.

93 LOTS COMPRISING OF:

66 RAMS 29 STUD EWES

14 COMMERCIAL EWES

Sale to be held on property "Telpara Hartley" (see directions on last page. Light lunch & drinks supplied.

Purchased sheep may be held on property awaiting delivery following the sale at the "Purchasers Risk."

Stud registration of rams will require a minimum \$2000 bid. For further information contact selling agent:

Dave Whittenbury—Quality Livestock

0455 600 488

5% rebate to outside agents in attendance.

Inspection of stock from 11:00am on sale day or prior arrangement:

Anthony Pearce 0467 600 061

<https://www.hillsfarmsupplies.com.au/telpara-suffolk-stud>

Lambplan ABSBV Definitions (Traits):

Birth Weight (kg) BWT

Estimates the genetic difference between animals in weight at birth.

Weaning Weight (kg) WWT

Estimates the genetic difference between animals in live-weight at 100 days of age. The higher the better.

Post Weaning Weight (kg) PWWT

Estimates the genetic difference between animals in live-weight at 225 days of age. The higher the better.


Post Weaning Fat Depth (mm) PFAT

Estimates the genetic difference in GR fat depth at 45kg live-weight Desired level depends on breeding aims. Should not be extreme either way.

Breeding Rams in the TOP

5%, 10%, and 20%

of terminal breeds for Eating Qualities and Growth.



PWWT

(Post Weaning Weight)

Telpara 2021 Drop Ram Average

Breed 2021 Drop Average



LOT 2: TELPARA 210149

<https://www.hillsfarmsupplies.com.au/telpara-suffolk-stud>



Follow us on Facebook.



WWT

(Weaning Weight)

Telpara 2021 Drop Ram Average
 Breed 2021 Drop Average

Lambplan ASBV Definitions (Traits) Continued.

Post Weaning Eye Muscle Depth (mm)

PEMD

Estimates the genetic difference in eye muscle depth at the C site in a 45kg live-weight animal. The higher the better.

Terminal Carcase Production Index (TCP)

The TCP index has been created to assist producers to achieve both gains in their major production traits, such as post-weaning weight and muscling, as well as ensuring consumer satisfaction from lamb is maintained through focusing on key eating quality traits such as shear force (tenderness) and intramuscular fat (marbling). The higher the better.

Shearforce (SF5) & IntraMuscular Fat (IMF)

Higher or more positive IntraMuscular Fat (IMF) breeding values are favourable. Lower or more negative Shear Force (SF5) values are favourable. SF5 & IMF has been shown to have a significant impact on the flavour, juiciness, tenderness and overall likeability of lamb.

The above comments in relation to breeding objectives should only be used as a guide. Ram buyers should understand their individual market breeding aims and select accordingly.

2021 Drop Reference Sires

Carefully selected for structure and performance, Telpara Sires help breed that TELPARA TYPE we are all chasing.

THICK & MEATY, with numbers that perform.

KEY:

TOP 5%

TOP 10%

TOP 20%

*OF THE INDUSTRY.

Telpara Health Status
 OJD Market Assurance Program Status MN 1V
 Brucellosis Accredited Free

	LEQ	TCP	BWT	WWT	PWT	PEMD	PFAT	IMF	SF5
Allendale 180010	137.24	142.97	0.64	11.73	18.35	0.58	-1.01	-0.48	2.57
Lynburn 150247	145.6	146	0.49	7.67	14.71	2.43	0.65	-0.1	-3.98
Telpara 200127	138.56	134.98	0.69	8.68	13.27	1.77	0.24	0.32	-2.92
Telpara 200048	140.5	140.37	0.34	8.27	13.28	2.27	0.07	-0.01	-1.14
Telpara 200002	131.99	137.53	0.64	10.93	17.24	0.39	-0.91	-0.48	2.95
Allendale 190317	123.67	127.15	0.20	6.97	11.19	1.75	0.59	-0.25	-2.38

2022 Stud Rams

LOT	ID	BT	SIRE	DAM	SOD
1	TELPARA 210010	2	ALLENDALE 180010	TELPARA 180169	OAKWOOD 166452
<i>Balance, length, hindquarter, style, the list goes on there a lot that can be said about 10, he really is our 10 out of 10! Top 10% for PWwt and Wwt. This is the type of ram we like to breed.</i>					
2	TELPARA 210149	2	ALLENDALE 180010	OAKWOOD 177063	GLENCRAIG 150406
<i>This ram is the "Telpara Type", need we say more, he is a super stout, a "full of meat" type ram and just balanced all round. Top 20% for PWwt and Wwt.</i>					
3	TELPARA 210013	1	ALLENDALE 180010	TELPARA 180110	LYNBURN 150247
<i>Used heavily in the stud as a ram lamb, the complete performer, he was a standout ram lamb with a great data set, we just had to use him. He may not have had the preparation of some other rams but he was doing what Telpara rams do best....work! Top 10% for PWwt, top 20% for Wwt, SF, LEQ & TCP indexes.</i>					
4	TELPARA 210091	1	TELPARA 200002	TELPARA 14020	PINE RIDGE 120002
<i>A powerful, heavy made All 10 son. 7yo dam, the mother 3 other stud sires, bred for longevity. His dam is the only Telpara ewe left from the 2014-15 era, she has kept her place and this, her last lamb, is proof why.</i>					
5	TELPARA 210107	1	ALLENDALE 190317	TELPARA 200054	ALLENDALE 180010
<i>Here is a different pedigree, out of a ewe lamb he is a positive fat ram, top 20% for SF, moderate birth, this ram has a balanced set of figures and is a balanced ram himself, showing great shape and type.</i>					
6	TELPARA 210064	1	LYNBURN 150247	TELPARA 170016	GLENCRAIG 150411
<i>One of the last of the Game Changers to come through. This ram is top 10% for IMF and top 20% for SF, a sound, smooth, well fleshed ram with those eating quality traits the industry is seeking.</i>					
7	TELPARA 210136	1	ALLENDALE 180010	TELPARA 190161	OAKWOOD 177011
<i>Growth, this ram has it alright, long and strong, he is an imposing ram. Top 5% for both PWwt and Wwt. If you need to get some growth into your flock, this is the ram.</i>					
8	TELPARA 210112	2	ALLENDALE 180010	TELPARA 180016	LYNBURN 150247
<i>We used this ram in 2022 over some ewes, we really liked his soundness, structure, type and pedigree. His mother is a sister to a stud ram we have used, he is top 20% for both PWwt and Wwt and has excellent indexes. The ideal all round ram for us.</i>					



ASBV Records

LEQ	TCP	BWT	WWT	PWT	PEMD	PFAT	IMF	SF5	\$	LOT
132.59	138.73	0.82	11.78	17.68	0.35	-1.12	-0.46	2.29		1
133.9	137.95	0.71	10.92	17.32	0.37	-0.58	-0.33	1.1		2
144.91	147.38	0.61	10.96	17.5	1.34	-0.52	-0.19	0.02		3
130.93	136.58	0.61	9.66	14.62	0.72	-0.81	-0.41	1.38		4
128.62	132.74	0.46	9.55	14.15	1.56	0.21	-0.27	0.05		5
137.34	136.96	0.59	9.29	14.78	1.08	-0.25	0.01	-0.21		6
137.48	143.43	0.81	12.36	19.61	0.71	-0.75	-0.54	1.69		7
141.06	145.23	0.62	11.1	16.97	1.26	-1.1	-0.33	1.42		8



TOP 5%
TOP 10%
TOP 20%
 *OF THE INDUSTRY

2022 Sale Rams

LOT	ID	BT	SIRE	DAM	SOD
9	TELPARA 210087	2	TELPARA 200002	ALLENDALE 170007	LYNBURN 150247
10	TELPARA 210044	2	ALLENDALE 180010	TELPARA 170002	LYNBURN 150247
11	TELPARA 210062	2	TELPARA 200048	TELPARA 188333	PAMELLEN 160028
12	TELPARA 210098	1	TELPATA 200002	TELPARA 190061	GLENCRAIG 150411
13	TELPARA 210102	2	ALLENDALE 180010	OAKWOOD 177003	GLENCRAIG 150406
14	TELPARA 210048	2	LYNBURN 150247	TELPARA 180124	OAKWOOD 166452
15	TELPARA 210058	2	ALLENDALE 180010	TELPARA 188397	PAMELLEN 160028
16	TELPARA 210122	1	LYNBURN 150247	TELPARA 190040	OAKWOOD 177075
17	TELPARA 210005	2	LYNBURN 150247	ALLENDALE 161874	ALLENDALE 141434
18	TELPARA 210123	2	ALLENDALE 180010	TELPARA 180117	OAKWOOD 166452
19	TELPARA 210059	2	ALLENDALE 180010	TELPARA 188397	PAMELLEN 160028
20	TELPARA 210047	1	TELPARA 200002	RAMSAY P. 166245	ALLENDALE 141418
21	TELPARA 210045	2	ALLENDALE 180010	TELPARA 188263	GLENCRAIG 121038
22	TELPARA 210014	2	LYNBURN 150247	TELPARA 160055	GLENCRAIG 150411
23	TELPARA 210144	1	TELPARA 200127	TELPARA 190134	GLENCRAIG 150411
24	TELPARA 210158	2	ALLENDALE 190317	TELPARA 200003	ALLENDALE 180010
25	TELPARA 210033	2	TELPARA 200002	TELPARA 170074	LYNBURN 150247
26	TELPARA 210094	1	TELPARA 200002	TELPARA 190153	OAKWOOD 170012
27	TELPARA 210029	2	ALLENDALE 180010	TELPARA 188239	PAMELLEN 160028
28	TELPARA 210117	1	ALLENDALE 190317	TELPARA 200012	ALLENDALE 180010
29	TELPARA 210022	1	ALLENDALE 180010	OAKWOOD 170019	OAKWOOD 130003
30	TELPARA 210060	2	ALLENDALE 180010	OAKWOOD 177458	GLENCRAIG 121038
31	TELPARA 210127	1	LYNBURN 150247	TELPARA 180170	OAKWOOD 166452

ASBV Records

LEQ	TCP	BWT	WWT	PWT	PEMD	PFAT	IMF	SF5	\$	LOT
145.81	146.17	0.67	10.35	15.89	1.56	-0.68	-0.07	0.17		9
142.59	146.23	0.57	10.71	17.26	1.26	-0.8	-0.33	0.86		10
139.54	145.22	0.59	10.35	17.03	1.9	-0.34	-0.53	0.29		11
130.83	132.94	0.65	9.89	15.45	0.46	-0.54	-0.19	1.18		12
136.99	143.99	0.63	11.04	17.88	1.27	-0.55	-0.56	1.56		13
135.05	135.11	0.61	8.47	13.79	1.53	-0.04	-0.04	-2.08		14
134.89	139.5	0.83	11.52	17.81	0.75	-0.65	-0.33	1.1		15
134.42	137.26	0.61	9.6	14.31	1.83	-0.02	-0.32	-0.97		16
132.74	131.23	0.54	8.73	13.34	1.02	-0.26	0.01	-0.41		17
132.05	137.69	0.65	10.34	16.93	0.64	-0.88	-0.52	0.93		18
131.53	137.4	0.77	11.78	18.05	0.51	-0.91	-0.44	3.03		19
130.34	135.82	0.61	10.56	16.63	0.8	-0.66	-0.5	2.27		20
129.91	135.25	0.68	11.72	17.69	0.78	-0.46	-0.41	3.43		21
129.64	127.11	0.59	8.58	12.9	1.13	0.03	0.15	0.42		22
129.2	130.12	0.63	8.95	14.18	0.91	-0.25	-0.09	-0.5		23
129.2	133.45	0.35	9.02	13.93	1.74	0.23	-0.34	0.43		24
128.76	134.35	0.64	10	15.7	0.62	-0.92	-0.48	2.75		25
128.76	136.01	0.69	10.83	16.18	0.09	-1.17	-0.64	1.89		26
126.44	134.45	0.73	11.49	17.69	0.21	-1.18	-0.7	3.63		27
126.24	131.93	0.33	9.22	14.47	1.07	-0.07	-0.42	0.69		28
124.23	128.85	0.5	10.25	15.44	1.04	0	-0.39	2.53		29
123.15	130.49	0.49	9.93	16.2	0.61	-0.59	-0.6	3.14		30
137.56	139.3	0.56	9.44	13.61	2.02	-0.37	-0.14	-1.3		31



TOP 5% TOP 10% TOP 20%

*OF THE INDUSTRY

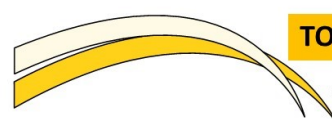


2022 Sale Rams

LOT	ID	BT	SIRE	DAM	SOD
32	TELPARA 210027	1	LYNBURN 150247	TELPARA 180040	PAMELLEN 160028
33	TELPARA 210126	1	LYNBURN 150247	TELPARA 190058	TELPARA 180013
34	TELPARA 210017	2	ALLENDALE 180010	TELPARA 180014	TELPARA 150018
35	TELPARA 210159	2	ALLENDALE 180010	OAKWOOD 177091	GLENCRAIG 150406
36	TELPARA 210043	2	ALLENDALE 180010	TELPARA 170002	LYNBURN 150247
37	TELPARA 210166	1	TELPARA 200127	TELPARA 1900019	OAKWOOD 177075
38	TELPARA 210008	2	TELPARA 200048	TELPARA 170027	TELPARA 150018
39	TELPARA 210162	3	TELPARA 200002	TELPARA 170024	LYNBURN 150247
40	TELPARA 210105	2	TELPARA 200127	TELPARA 190015	TELPARA 180013
41	TELPARA 210153	3	TELPARA 200002	TELPARA 180140	OAKWOOD 166452
42	TELPARA 210056	2	ALLENDALE 180010	OAKWOOD 177602	GLENCRAIG 150406
43	TELPARA 210101	2	ALLENDALE 180010	OAKWOOD 177003	GLENCRAIG 150406
44	TELPARA 210151	2	ALLENDALE 180010	OAKWOOD 166442	GLENCRAIG 121038
45	TELPARA 210066	2	TELPARA 200127	TELPARA 188480	PAMELLEN 160028
46	TELPARA 210006	2	LYNBURN 150247	ALLENDALE 161874	ALLENDALE 141434
47	TELPARA 210035	2	ALLENDALE 180010	TELPARA 160058	GLENCRAIG 150411
48	TELPARA 210096	2	TELPARA 200002	TELPARA 190006	OAKWOOD 177011
49	TELPARA 210165	2	ALLENDALE 190317	TELPARA 200089	ALLENDALE 180010
50	TELPARA 210157	2	ALLENDALE 190317	TELPARA 200003	ALLENDALE 180010
51	TELPARA 210072	2	ALLENDALE 180010	OAKWOOD 177461	GLENCRAIG 121038
52	TELPARA 210004	1	ALLENDALE 180010	TELPARA 180157	LYNBURN 150247
53	TELPARA 210016	2	ALLENDALE 180010	TELPARA 180014	TELPARA 150018
54	TELPARA 210007	2	TELPARA 200048	TELPARA 170027	TELPARA 150018

ASBV Records

LEQ	TCP	BWT	WWT	PWT	PEMD	PFAT	IMF	SF5	\$	LOT
134.93	134.12	0.52	8.39	13.08	2	0.31	0.01	-1.33		32
134.62	135.58	0.45	8.49	13.31	2.1	0.17	-0.08	-1		33
133.53	138.73	0.63	10.26	16.82	0.92	-0.77	-0.4	1.62		34
133.08	138.47	0.75	11.52	17.17	0.73	-0.66	-0.34	1.46		35
132.93	133.97	0.7	10.12	14.81	0.76	-0.74	-0.09	0.99		36
132.63	133.37	0.67	9.43	13.22	0.73	-0.4	-0.06	0.19		37
131.97	135.91	0.59	9.92	15.47	1.43	0	-0.36	0.87		38
131.75	133.05	0.52	8.9	14.05	0.78	-0.42	-0.18	0.45		39
131.23	135.88	0.78	10.58	16.05	0.99	-0.62	-0.36	0.43		40
131.22	137.25	0.77	11.21	17.16	0.94	-0.71	-0.53	3.09		41
130.4	133.25	0.69	10.03	15.64	0.35	-0.81	-0.31	0.7		42
130.29	139.35	0.5	10.44	16.4	1.04	-0.96	-0.72	2.64		43
129.2	133.93	0.8	10.29	16.07	0.34	-0.7	-0.36	1.37		44
129.01	131.98	0.68	9.45	14.28	1.12	-0.35	-0.26	-0.59		45
128.37	127.6	0.53	7.88	12.48	1.09	0.03	-0.02	-0.44		46
128.13	133.78	0.54	9.79	15.59	0.72	-0.66	-0.52	3.2		47
127.96	133.67	0.63	10.14	16.25	0.25	-0.9	-0.43	0.99		48
127.93	130.16	0.36	7.51	12.89	1.37	0.15	-0.2	-1.61		49
127.9	132.24	0.28	8.9	13.95	1.02	-0.44	-0.36	1.01		50
127.09	131.88	0.59	9.03	13.87	1	-0.47	-0.32	1.3		51
136.76	137.13	0.73	10.91	16.26	0.6	-0.64	-0.01	1.21		52
136.31	140.14	0.47	9.46	15.8	1.23	-0.65	-0.33	1.38		53
133.61	137.03	0.43	8.8	13.94	1.73	0.01	-0.33	0.09		54



TOP 5% TOP 10% TOP 20%

*OF THE INDUSTRY



2022 Sale Rams

LOT	ID	BT	SIRE	DAM	SOD
55	TELPARA 210139	1	LYNBURN 150247	TELPARA 190152	OAKWOOD 177011
56	TELPARA 210110	2	ALLENDALE 180010	TELPARA 170071	LYNBURN 150247
57	TELPARA 210108	1	LYNBURN 150247	OAKWOOD 177064	GLENCRAIG 150406
58	TELPARA 210132	2	TELPARA 200002	TELPARA 190056	TELPARA 180013
59	TELPARA 210065	2	TELPARA 200127	TELPARA 188480	PAMELLEN 160028
60	TELPARA 210135	1	TELPARA 200127	TELPARA 190106	GLENCRAIG 150411

ASBV Records

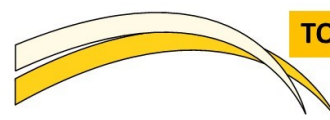

LEQ	TCP	BWT	WWT	PWT	PEMD	PFAT	IMF	SF5	\$	LOT
131.7	133.99	0.51	8.04	12.78	1.29	-0.37	-0.16	-2.16		55
130.67	132.13	0.83	9.28	14.55	0.82	-0.52	-0.12	0.44		56
129.48	132.21	0.46	7.63	11.58	2.17	0.08	-0.25	-1.03		57
128.2	131.25	0.65	9.06	14.34	1.05	-0.4	-0.33	1.15		58
127.71	128.39	0.7	9.46	14.36	0.37	-0.36	-0.08	-0.68		59
127.38	127.06	0.6	8.75	13.32	1.08	-0.06	0.02	0.18		60

2022 Ramsay Park Rams

Ramsay Park Studs is situated 7km east of Minlaton on South Australia's Yorke Peninsula. Owned and run by Peter & Julie Button with the help of their two children Sarah & Adam. The property is home to the Ramsay Park White Suffolk and Suffolk studs and we are currently developing a Black Composite terminal sire, being a combination of Suffolk and Hampshire Downs.

LOT	ID	BT	SIRE	DOB	HAMPSHIRE %
61	RP 210210	2	M5-18	23/7/21	93.70%
62	RP 210092	1	RP 75-12	22/6/21	62.50%
63	RP 210061	2	RP 75-12	19/6/21	87.50%
64	RP 210097	1	RP 75-12	22/6/21	93.70%
65	RP 210102	2	RP 75-12	22/6/21	68.70%
66	RP 210203	2	M5-18	21/7/21	75%

LEQ	TCP	BWT	WWT	PWT	PEMD	PFAT	IMF	SF5	\$	LOT
124.68	124.07	0.39	6.97	10.26	0.38	-0.31	0.08	-		61
116.75	117.86	0.35	6.96	9.59	0.82	0.31	-0.05	-0.09		62
124.24	122.85	0.38	7.04	9.36	1.20	0.57	0.18	-1.25		63
121.62	118.99	0.33	6.80	8.87	0.96	0.08	0.29	-1.44		64
126.87	123.86	0.37	7.85	10.16	1.19	0.83	0.32	-0.91		65
123.65	121.32	0.31	6.14	9.00	0.59	0.19	0.24	-		66



TOP 5% TOP 10% TOP 20%

*OF THE INDUSTRY





2022 Sale Ewes

**Lots 67 through 86 to be sold as individual lots in catalogue order*

LOT	ID	BT	SIRE	DAM	SOD
67	TELPARA 210030	2	ALLENDALE 180010	TELPARA 188239	PAMELLEN 160028
68	TELPARA 210012	2	TELPARA 200048	ALLENDALE 190432	ALLENDALE 172052
69	TELPARA 210070	1	ALLENDALE 180010	TELPARA 190044	OAKWOOD 177075
70	TELPARA 210150	2	ALLENDALE 180010	OAKWOOD 177063	GLENCRAIG 150406
71	TELPARA 210156	1	ALLENDALE 190317	TELPARA 200039	ALLENDALE 180010
72	TELPARA 210137	2	ALLENDALE 180010	OAKWOOD 177315	GLENCRAIG 150406
73	TELPARA 210050	1	ALLENDALE 180010	TELPARA 188394	ALLENDALE 141434
74	TELPARA 210023	2	ALLENDALE 180010	TELPARA 160023	ALLENDALE 141418
75	TELPARA 210155	3	TELPARA 200002	TELPARA 180140	OAKWOOD 166452
76	TELPARA 210021	2	LYNBURN 150247	ALLENDALE 172081	ALLENDALE 141495
77	TELPARA 210161	1	ALLENDALE 190317	TELPARA 200057	ALLENDALE 180010
78	TELPARA 210040	1	ALLENDALE 180010	TELPARA 180141	OAKWOOD 166452
79	TELPARA 210067	2	TELPARA 200002	TELPARA 180003	LYNBURN 150247
80	TELPARA 210152	2	ALLENDALE 180010	OAKWOOD 166442	GLENCRAIG 121038
81	TELPARA 210031	1	TELPARA 200048	TELPARA 190135	GLENCRAIG 150411
82	TELPARA 210120	2	ALLENDALE 180010	TELPARA 188240	OAKWOOD 130037
83	TELPARA 210119	2	TELPARA 200048	TELPARA 190130	GLENCRAIG 150411
84	TELPARA 210175	1	TELPARA 200127	TELPARA 190125	GLENCRAIG 150411
85	TELPARA 210095	1	ALLENDALE 180010	OAKWOOD 170087	OAKWOOD 130003
86	TELPARA 210069	1	LYNBURN 150247	ALLENDALE 172152	ALLENDALE 151663

ASBV Records

LEQ	TCP	BWT	WWT	PWT	PEMD	PFAT	IMF	SF5	\$	LOT
127.76	132.23	0.75	11.09	16.72	0.23	-0.85	-0.35	2.08		67
122.8	126.32	0.39	8.89	13.02	0.51	-0.99	-0.25	1.39		68
125.06	132.61	0.62	10.93	16.50	0.36	-0.95	-0.56	3.13		69
131.74	137.25	0.74	11.28	17.55	0.16	-0.77	-0.50	1.64		70
131.29	133.25	0.25	8.56	14.10	2.03	0.82	-0.14	-1.43		71
129.76	134.14	0.58	9.44	15.12	0.92	-0.17	-0.30	-0.09		72
123.57	130.37	0.76	11.32	16.67	0.05	-1.32	-0.55	4.37		73
130.17	137.46	0.84	12.55	19.42	-0.04	-1.03	-0.63	4.33		74
124.00	130.14	0.73	10.75	16.13	-0.08	-1.13	-0.55	3.21		75
131.57	131.05	0.48	7.91	12.15	1.36	-0.21	0.01	-2.04		76
129.43	131.50	0.46	8.89	14.13	0.93	-0.13	-0.13	-1.48		77
126.54	132.04	0.70	10.61	15.48	0.75	-0.61	-0.41	2.52		78
130.89	136.80	0.65	10.60	15.53	0.39	-1.14	-0.41	2.04		79
127.54	131.75	0.73	10.06	15.53	0.66	-0.43	-0.34	1.80		80
126.79	131.43	0.38	8.71	13.92	1.19	-0.19	-0.37	1.51		81
128.70	136.20	0.78	10.45	15.75	1.15	-0.81	-0.56	1.93		82
128.36	134.58	0.62	10.88	16.47	0.99	-0.68	-0.60	3.52		83
133.99	136.87	0.60	9.43	14.21	1.61	0.11	-0.24	0.63		84
127.27	132.70	0.66	10.64	15.98	0.26	-0.96	-0.38	1.60		85
131.31	131.15	0.31	7.34	12.27	1.10	-0.31	0.00	-1.19		86



TOP 5% TOP 10% TOP 20%

*OF THE INDUSTRY

HILLS FARM SUPPLIES

2022 Sale Ewes

*Lots 87, 88 & 89 to be sold as pens of 3.

LOT	ID	BT	SIRE	DAM	SOD
87	TELPARA 210124	2	ALLENDALE 180010	TELPARA 180117	OAKWOOD 166452
87	TELPARA 210172	2	ALLENDALE 190317	TELPARA 200068	ALLENDALE 180010
87	TELPARA 210052	2	TELPARA 200048	TELPARA 190038	OAKWOOD 177075
88	TELPARA 210114	1	TELPARA 200002	TELPARA 190051	OAKWOOD 177075
88	TELPARA 210111	2	ALLENDALE 180010	TELPARA 170071	LYNBURN 150247
88	TELPARA 210177	2	ALLENDALE 190317	TELPARA 188335	PAMELLEN 160028
89	TELPARA 210170	1	ALLENDALE 190317	TELPARA 200080	LYNBURN 150247
89	TELPARA 210042	2	ALLENDALE 180010	TELPARA 190042	OAKWOOD 177075
89	TELPARA 210053	2	TELPARA 200048	TELPARA 190038	OAKWOOD 177075

ASBV Records

LEQ	TCP	BWT	WWT	PWT	PEMD	PFAT	IMF	SF5	\$	LOT
123.37	127.97	0.64	9.81	15.19	0.64	-0.59	-0.43	3.00		87
131.10	133.72	0.41	8.89	14.17	1.89	0.60	-0.25	-0.98		87
131.94	135.42	0.50	9.51	14.40	1.37	0.05	-0.27	-0.08		87
122.62	129.01	0.63	9.32	14.28	0.42	-0.47	-0.60	1.60		88
136.15	138.61	0.72	10.56	16.03	0.70	-0.89	-0.20	0.96		88
125.71	133.18	0.57	10.00	14.60	0.63	-0.68	-0.56	1.16		88
132.52	135.93	0.53	8.86	14.20	1.82	-0.05	-0.29	-1.60		89
127.52	132.77	0.58	9.85	15.33	0.36	-0.55	-0.41	1.43		89
128.07	133.55	0.60	10.24	15.80	0.89	-0.09	-0.43	1.58		89

2022 Commercial Ewes

The all new addition to the Telpara Type Sale.

Offering: 14 Springmount 100% Telpara Bloodline, Commercial Suffolk Ewes.

Sold in 3 pens of 3 & 1 pen of 5.

Delivery to be arranged post sale.

LOT	\$
90	Pen of 3 Commercial Suffolk Ewes
91	Pen of 3 Commercial Suffolk Ewes
92	Pen of 3 Commercial Suffolk Ewes
93	Pen of 5 Commercial Suffolk Ewes

TOP 5% TOP 10% TOP 20% *OF THE INDUSTRY



Contact DLF Seeds for more information.
 f t 1800 619 910 | dlfseeds.com.au



The TELPARA TYPE Sale.

800 Harvey Road, Hartley. South Australia.

Live Auction on Auctions Plus. 14 SEPTEMBER 2022.

11am Inspection.

1pm Auction. ACST.



TELPARA
SUFFOLKS

CONTACT:

Anthony Pearce **0467600061**

Claire Pearce **0477 732 382**

Peter Button **0419 842 246**

Quality Livestock Agent, Dave Whittenbury **0455 600 488**

<https://www.hillsfarmsupplies.com.au/telpara-suffolk-stud>

Facebook: @telparasuffolkstud

THE TYPE TO PERFORM.

THE TYPE TO BREED.