

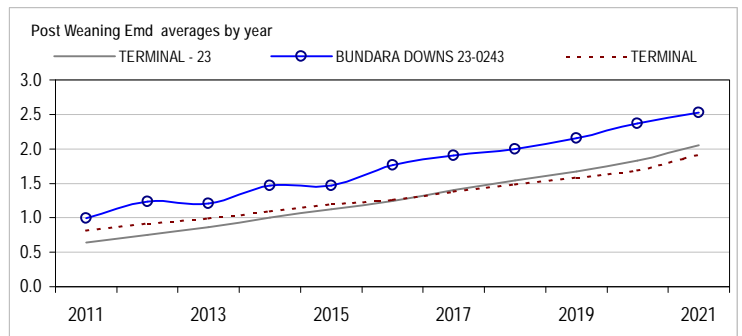
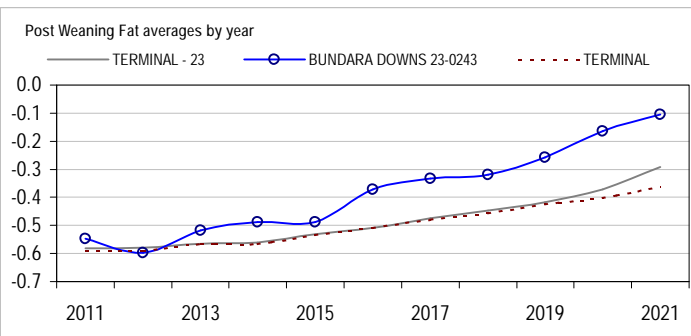
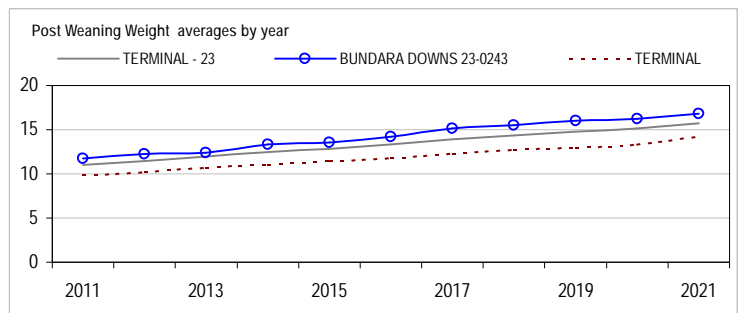
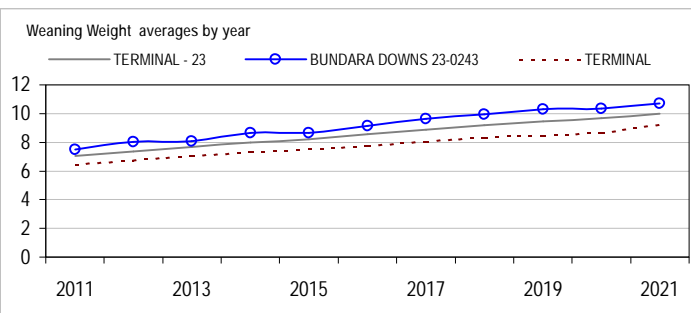
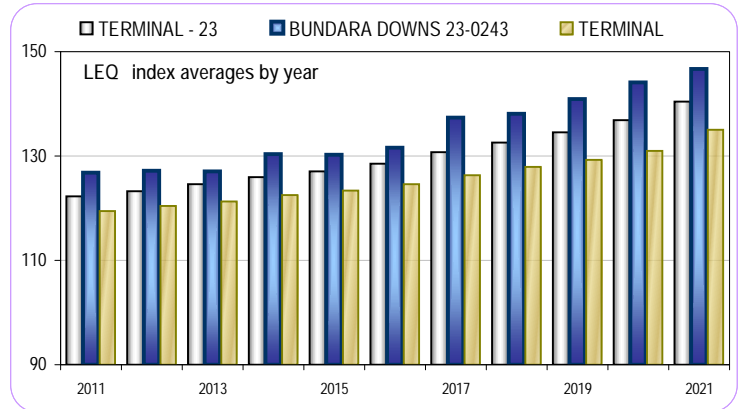
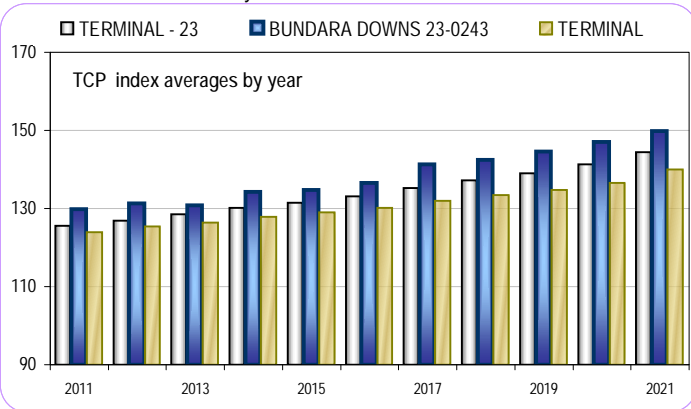
BUNDARA DOWNS

STEVE FUNKE
23-0243

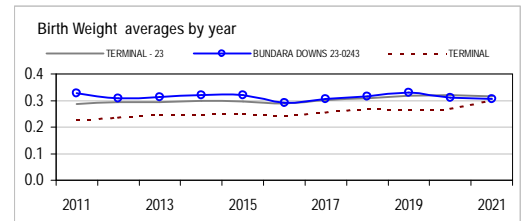


Analysis : **TERMINAL - 23**

Dated : **1 March 2022**



TERMINAL - 23								
	Bwt	Wwt	Pwwt	Pfat	Pemd	TCP	LEQ	Counts
2012	0.29	7.35	11.47	-0.58	0.75	126.9	123.2	48383
2013	0.30	7.67	11.98	-0.57	0.86	128.5	124.6	46839
2014	0.30	7.99	12.45	-0.56	1.00	130.2	126.0	45102
2015	0.30	8.23	12.85	-0.53	1.13	131.4	127.0	47662
2016	0.29	8.55	13.33	-0.51	1.25	133.1	128.6	49036
2017	0.30	8.89	13.90	-0.47	1.40	135.3	130.8	56230
2018	0.31	9.19	14.37	-0.45	1.54	137.2	132.6	53619
2019	0.32	9.46	14.80	-0.42	1.67	139.1	134.5	52426
2020	0.32	9.66	15.17	-0.37	1.83	141.3	136.8	58754
2021	0.32	10.00	15.74	-0.29	2.06	144.5	140.4	54133



BUNDARA DOWNS 23-0243								
	Bwt	Wwt	Pwwt	Pfat	Pemd	TCP	LEQ	Counts
2012	0.31	8.02	12.28	-0.60	1.24	131.3	127.2	895
2013	0.31	8.08	12.36	-0.52	1.21	130.9	127.1	1007
2014	0.32	8.64	13.36	-0.49	1.47	134.3	130.3	952
2015	0.32	8.66	13.53	-0.49	1.47	134.7	130.2	904
2016	0.29	9.15	14.24	-0.37	1.76	136.6	131.5	924
2017	0.31	9.62	15.17	-0.33	1.91	141.3	137.4	942
2018	0.32	9.96	15.53	-0.32	2.00	142.4	138.1	1156
2019	0.33	10.30	16.05	-0.26	2.15	144.6	140.9	1217
2020	0.31	10.37	16.26	-0.17	2.37	147.1	144.1	1212
2021	0.31	10.71	16.81	-0.11	2.53	149.8	146.7	1385

Reports are prepared using data supplied by breeders and/or accredited operators for the analysis. SheepGenetics cannot guarantee the accuracy of this data. ASBV's are designed to estimate genetic merit of animals from the data supplied. Reports are provided to assist breeders but no liability is accepted for the outcome resulting from the use of this information.

Linkage Summary	
BUNDARA DOWNS 23-0243	
Weights	Yes
Carcase	Yes
WEC	No
Reproduction	No
Site Code	230243

07-March-2022

