

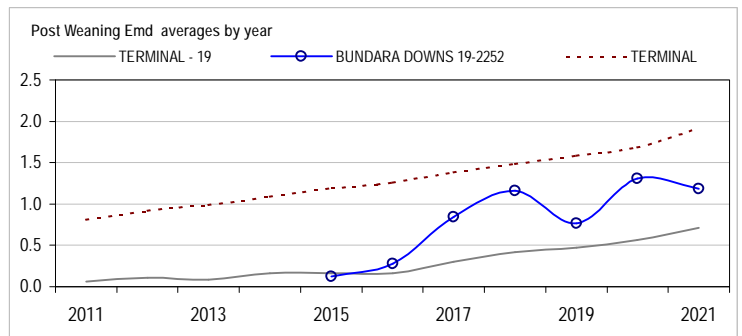
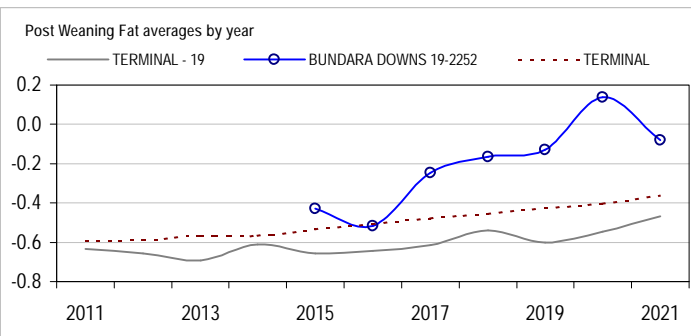
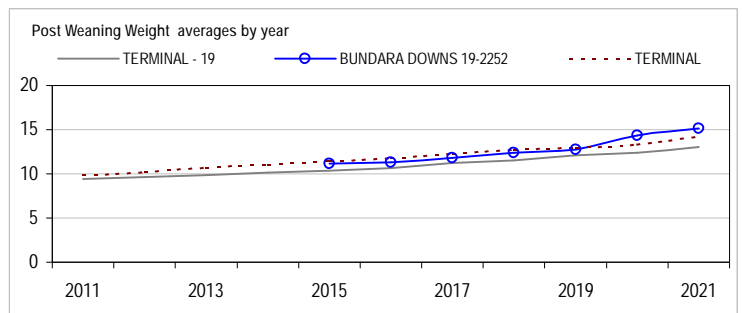
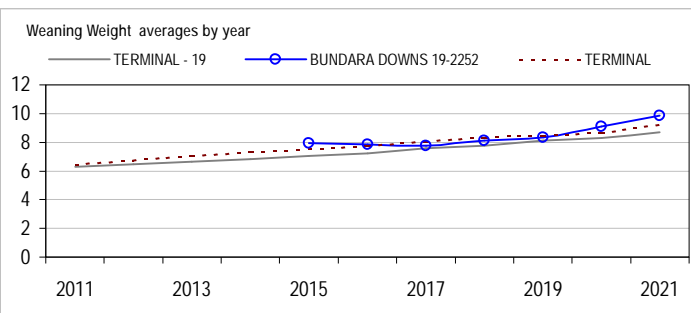
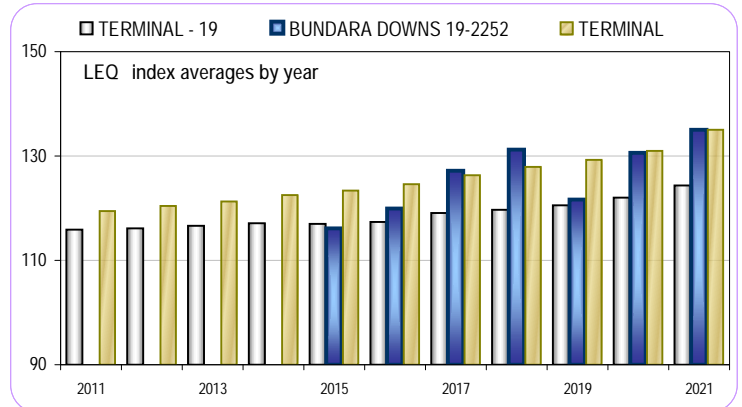
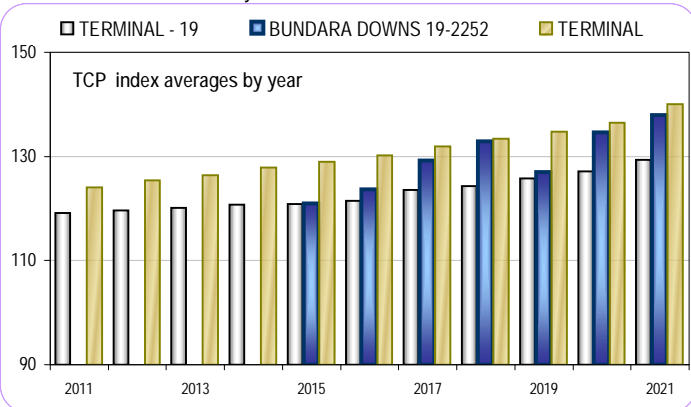
BUNDARA DOWNS

STEVE FUNKE
19-2252

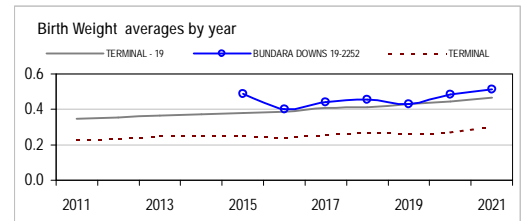


Analysis : **TERMINAL - 19**

Dated : **1 March 2022**



TERMINAL - 19								
	Bwt	Wwt	Pwwt	Pfat	Pemd	TCP	LEQ	Counts
2012	0.36	6.47	9.61	-0.66	0.11	119.7	116.1	4174
2013	0.37	6.66	9.88	-0.69	0.09	120.2	116.6	4026
2014	0.37	6.84	10.16	-0.61	0.16	120.7	117.1	4325
2015	0.38	7.03	10.38	-0.66	0.16	120.9	117.0	5069
2016	0.39	7.21	10.65	-0.65	0.16	121.5	117.3	5334
2017	0.41	7.58	11.23	-0.62	0.30	123.5	119.1	5474
2018	0.41	7.75	11.52	-0.54	0.42	124.3	119.7	5254
2019	0.43	8.12	12.07	-0.60	0.47	125.8	120.6	5393
2020	0.45	8.31	12.36	-0.55	0.57	127.2	122.0	6361
2021	0.47	8.70	13.08	-0.47	0.71	129.4	124.4	3242



Reports are prepared using data supplied by breeders and/or accredited operators for the analysis. SheepGenetics cannot guarantee the accuracy of this data. ASBV's are designed to estimate genetic merit of animals from the data supplied. Reports are provided to assist breeders but no liability is accepted for the outcome resulting from the use of this information.

BUNDARA DOWNS 19-2252								
	Bwt	Wwt	Pwwt	Pfat	Pemd	TCP	LEQ	Counts
2012								0
2013								0
2014								0
2015	0.49	7.94	11.17	-0.43	0.12	121.0	116.1	40
2016	0.40	7.87	11.30	-0.52	0.28	123.8	120.0	54
2017	0.44	7.77	11.79	-0.25	0.84	129.3	127.2	54
2018	0.45	8.12	12.41	-0.16	1.16	132.9	131.3	87
2019	0.43	8.32	12.79	-0.13	0.77	127.0	121.6	83
2020	0.49	9.10	14.35	0.14	1.31	134.6	130.6	69
2021	0.51	9.84	15.15	-0.08	1.18	138.0	135.0	134

Linkage Summary	
BUNDARA DOWNS 19-2252	
Weights	Yes
Carcase	Yes
WEC	No
Reproduction	No
Site Code	230243

07-March-2022

