

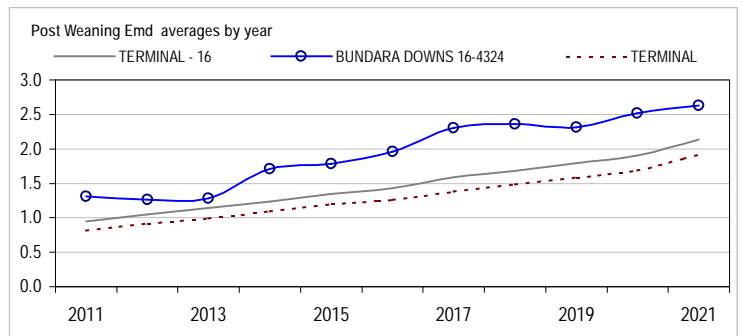
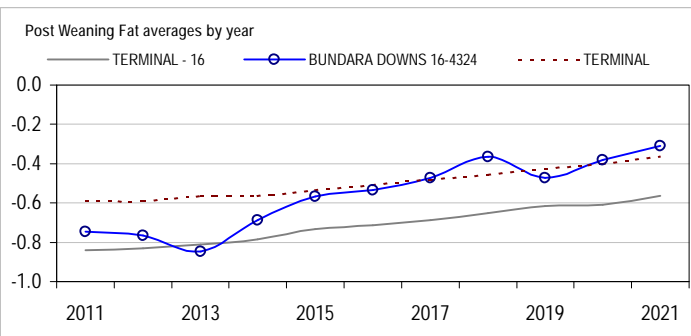
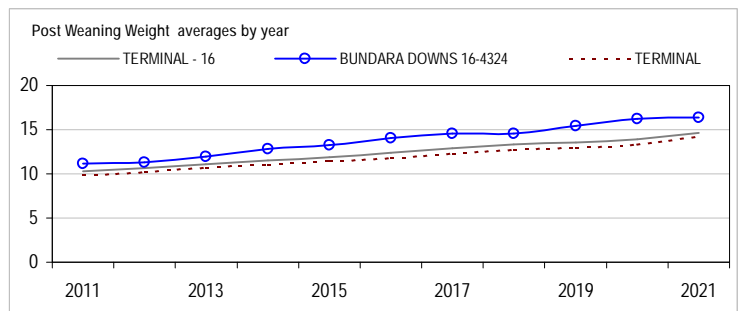
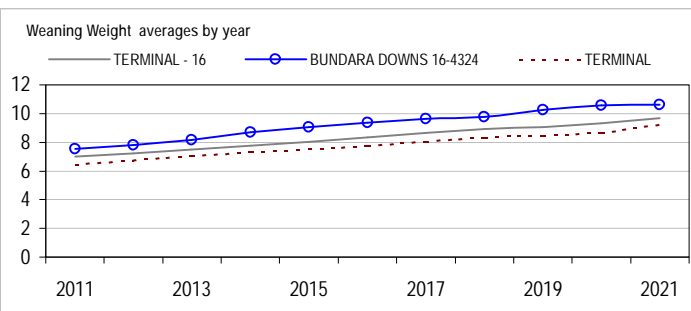
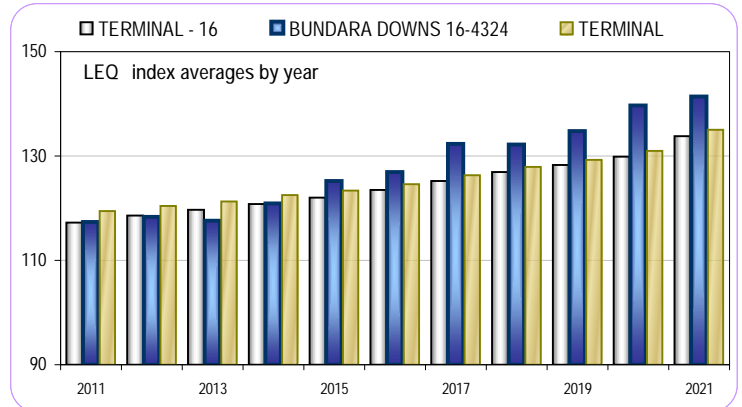
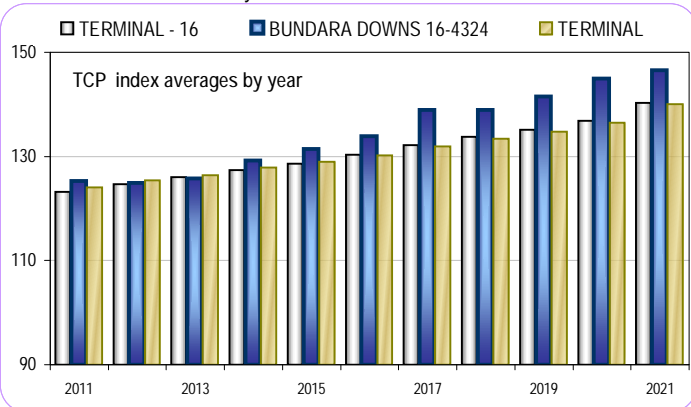
BUNDARA DOWNS

STEVE FUNKE
16-4324

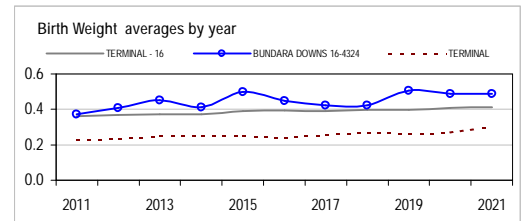


Analysis : **TERMINAL - 16**

Dated : **1 March 2022**



TERMINAL - 16								
	Bwt	Wwt	Pwwt	Pfat	Pemd	TCP	LEQ	Counts
2012	0.37	7.22	10.64	-0.83	1.05	124.7	118.6	48473
2013	0.37	7.49	11.10	-0.81	1.14	126.0	119.6	47646
2014	0.37	7.77	11.52	-0.79	1.23	127.3	120.8	47724
2015	0.39	8.03	11.91	-0.73	1.35	128.6	122.0	48816
2016	0.39	8.34	12.42	-0.71	1.43	130.3	123.5	48509
2017	0.39	8.64	12.91	-0.69	1.59	132.2	125.2	50447
2018	0.40	8.91	13.30	-0.65	1.69	133.8	126.9	47695
2019	0.40	9.07	13.59	-0.62	1.80	135.2	128.3	46549
2020	0.41	9.30	13.95	-0.61	1.90	136.8	129.9	51694
2021	0.41	9.68	14.64	-0.56	2.14	140.3	133.8	45572



BUNDARA DOWNS 16-4324								
	Bwt	Wwt	Pwwt	Pfat	Pemd	TCP	LEQ	Counts
2012	0.41	7.81	11.29	-0.77	1.27	124.9	118.4	310
2013	0.45	8.19	11.98	-0.85	1.28	125.8	117.6	375
2014	0.41	8.68	12.81	-0.69	1.71	129.2	120.9	385
2015	0.50	9.05	13.23	-0.57	1.78	131.4	125.2	333
2016	0.45	9.39	14.04	-0.53	1.96	133.9	127.0	404
2017	0.42	9.64	14.55	-0.47	2.30	138.9	132.3	441
2018	0.42	9.77	14.54	-0.37	2.36	138.9	132.2	611
2019	0.51	10.26	15.42	-0.47	2.32	141.5	134.8	605
2020	0.49	10.57	16.21	-0.38	2.52	145.0	139.7	598
2021	0.49	10.61	16.36	-0.31	2.63	146.5	141.5	472

Reports are prepared using data supplied by breeders and/or accredited operators for the analysis. SheepGenetics cannot guarantee the accuracy of this data. ASBV's are designed to estimate genetic merit of animals from the data supplied. Reports are provided to assist breeders but no liability is accepted for the outcome resulting from the use of this information.

07-March-2022

Linkage Summary	
BUNDARA DOWNS 16-4324	
Weights	Yes
Carcase	Yes
WEC	No
Reproduction	No
Site Code	230243

