

18th Annual On-Property Sale



242 Lots

BRUCELLOSIS
FREE

Thursday November 10th 2022

Sale 1.30 pm | Inspection from 11.00am

SOUTHDOWNS | WHITE SUFFOLKS
POLL DORSETS | TERMINAL COMPOSITES

 AuctionsPlus

SALE INTERFACED
WITH AUCTIONS PLUS

FAIRBANK

PRIME LAMB SIREs

- SINCE 1903 -

F.H Badcock & Son
174 Hagley Station Lane, Hagley, TAS



Agents:



(4% rebate to outside agents)

Written introduction 24 hours
prior to sale applies.
Settlement within 7 days.

Nutrien Contacts:

Jock Gibson - 0418 133 595
Drew Skinner - 0418 122 422
Warren Johnston - 0419 326 348
David Bennett - 0439 632 374
Cooper Lamprey - 0429 304 110
George Nicholls - 0455 550 232

Fairbank Contacts:

Chris Badcock - 0438 775 285
Frank Badcock - 0419 922 227

Welcome to our 18th Annual On-Property Ram Sale

Prime lamb sires have been bred at Fairbank since the property was purchased by our family in 1903 and continue to be the major enterprise on the property. We aim to breed structurally superior rams that contain balanced ASBVs with Lambplan being utilised since its inception.

This year we also celebrate 100 years of Southdown Stud Breeding which is a milestone we are very proud of.

The sale will again be interfaced with auctions plus. Attendance on the day is still encouraged however the online platform does allow purchasing of stock without being present. We aim to provide video footage of each lot that is a true representation of that animal.

This years sale is our largest offering of terminal genetics and will again feature not only our Poll Dorset, White Suffolk and Southdown rams but also our terminal composites (Southdown x Dorset and Charollais x Southdown/Dorset).

- All rams are vaccinated with 6 in 1. Ensure annual boosters are administered
- Drenched with Startect - October 2021
- Fairbank is ovine brucellosis accredited free
- OJD MN1V Status and are a 2nd generation approved vaccinated flock being vaccinated against OJD since 2003
- Southdown Stud Breeders Note: Lots 1-20 and Lots 27-37 have been tested for Gaucher and are non carriers. All other Southdown lots have not been tested.

All ram LOTS are offered as flock rams, however should a transfer be required a minimum price of \$3000 will apply and nominated at the fall of the hammer.

We would be happy to personally deliver within mainland Tasmania any rams not taken on the day. We thank you all for your interest in our sheep.

Chris, Megan, Frank and Cynthia Badcock

Lambplan has been used since its inception at Fairbank and whilst some selection criteria is placed on Lambplan ASBV's it is well known that we will not compromise structure or breed type to gain additional estimated breeding values. Lambplan is a guide to assist you in making decisions based on the genetic merit of each animal but should not replace visual selection. Balanced ASBV's are important for consistency of progeny but most importantly rams should be both fertile and structurally correct.

Bwt – Birth Weight. Rams with lower ASBV's for birth weight (BWT) produce lambs with lower birth weight. Both low (lamb survival) and high (lambing difficulties) should be avoided.

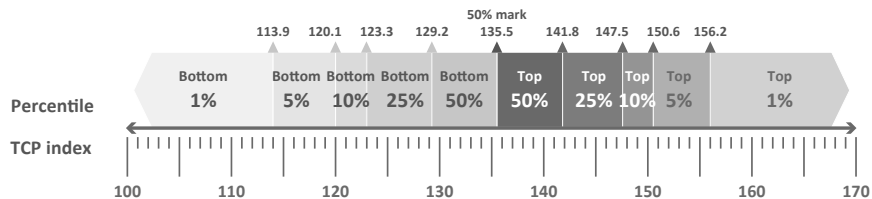
Wwt – Weaning Weight. Rams with a more positive ASBV for weaning weight (WWT) will, on average, produce lambs that grow quicker to weaning.

Pwwt – Post weaning weight. Rams with more positive ASBVs for post weaning weight (PWT) produce lambs that grow quicker and reach target weights in a shorter time.

Pemd – Post eye muscle depth. Rams with a more positive ASBV for post weaning eye muscle depth produce lambs that have more muscle, independent of weight, and a higher lean meat yield.

Pfat – Post fat. Rams with a more negative ASBV for post weaning fat (PFAT) will produce lambs that are leaner at the same weight.

TCP The TCP Index has been created to assist producers to achieve both gains in their major production traits, such as post-weaning weight and muscling, as well as ensuring consumer satisfaction from lamb is maintained through focusing on key eating quality traits such as shear force (tenderness) and intramuscular fat (marbling).



The TCP Index, unlike Carcase Plus, is on a scale that is aligned with other Sheep Genetics' indexes and is represented in economic terms with a unity index reflecting an additional dollar per ewe joined per year. To assist in comparing rams, Sheep Genetics recommends using a percentile band table as reference. The figure below, which is based on the percentile band table, highlights the TCP Index value for significant percentiles for the 2019 drop animals.

TCP has been developed by using extensive research using mainly Poll Dorset and White Suffolk genetics. Therefore we believe this new index is not the most appropriate index for the Southdown and should not be used to compare between breeds. We are actively working with Sheep Genetics on a solution to find the most appropriate Southdown index.

EQ - Targets a prime lamb operation where terminal sires are joined to ewes of a merino/maternal breed or cross, and where producers are interested in improving the eating quality of their lambs to a greater degree than is possible with the TCP index. Because the added emphasis is on eating quality, there is less emphasis on growth and carcass traits, although they will still improve.

Celebrating
100 YEARS
of
FAIRBANK

SOUTHDOWNS

1922 - 2022

SOUTHDOWN EWES



Southdowns have been a successful enterprise at Fairbank since 1922 spanning four generations, with both ram and ewe sales to all states and overseas during this time. This years offering consists of not only outstanding outcross sires but progeny from our elite home bred sires that have been retained as they were the best of each drop.

This years Southdown offering include progeny of:

- **Fairbank 19/994** - Sold for Australian Auction Record of \$11,000 to Banquet stud, Vic. Bred extremely well for both studs including the sire of Supreme Southdown Exhibit at the Southdown National Show at Geelong Royal and Interbreed Champion at Launceston. 11 rams and 2 ewes.
- **Fairbank 19/1007** - Sold for \$8,200 to Banquet Stud, Vic with semen sales to multiple studs. Exceptionally smooth and clean pointed ram. 12 rams and 3 ewes.
- **Nedelle Downs 17/037** - Good growth ram used successfully over 2 joinings - 12 rams and 1 ewe.
- **Fairbank 12/580** - Champion Geelong 2014 and Reserve Champion in 2013. Very well balance ram with excellent muscling. 9 rams and 1 ewes.
- **Fernhill 14/218** - High Lambplan performance ram. Used successfully over 2 joinings - 9 rams and 2 ewes.

FAIRBANK - SOUTHDOWN

7

- **Fairbank 17/831** - Sire of the Australian Auction record ram. Correct neat balanced ram with good hindquarter. 7 rams and 4 ewes.
- **Fairbank 19/751** - Long ram with good topline out of a top ewe line. 8 rams and 1 ewe.
- **Fairbank 19/797** - Sold to Banquet Stud, Vic. Out of o top ewe line. Pick of the lambs. 6 rams and 4 ewes.
- **Fairbank 19/807** - Powerful sire with tremendous hind quarter. 5 rams.
- **Fairbank 20/964** - Used as an AI pick up and had very limited opportunity. 1 ram and 2 ewes.

LOT	TAG	SIRE	BT	Bwt	Wwt	Pwwt	Pfat	Pemd	EQ	TCP	\$	Purchaser
1	210829	F190797	Tw	0.48	8.6	12.7	-0.4	-0.4	113.5	115.7		
2	210830	F190797	Tw	0.39	8.7	12.9	-0.6	-0.2	115.7	118.6		
Fairbank Average				0.31	7.1	10.5	-0.3	0.0	107.8	110.8		
Southdown Average				0.22	5.8	9.17	-0.01	0.4	106.1	110.09		

20 FAIRBANK SOUTHDOWN EWES

8

LOT	TAG	SIRE	BT	Bwt	Wwt	Pwwt	Pfat	Pemd	EQ	TCP	\$	Purchaser
3	210893	ND170037	Tw	0.23	8.4	12.9	-0.2	0.0	105.4	111.4		
4	210968	F191007	Tr	0.44	7.5	11.0	0.3	0.1	104.4	107.8		
5	210888	F120580	Tw	0.29	7.7	12.2	-0.7	-0.1	109.6	115.0		
6	210858	F190797	Tw	0.37	7.5	10.5	-0.5	-0.3	112.0	112.9		
7	211036	ND170037	Tw	0.13	6.4	10.2	-0.6	0.3	98.3	107.8		
8	211108	FB170831	S	0.22	5.5	8.3	0.9	1.2	109.9	109.0		
Fairbank Average				0.31	7.1	10.5	-0.3	0.0	107.8	110.8		
Southdown Average				0.22	5.8	9.17	-0.01	0.4	106.1	110.09		

F - Fairbank

ND - Nedelle Downs

FH - Fernhill



Top 30%



Top 20%



Top 10%

20 FAIRBANK SOUTHDOWN EWES

9

LOT	TAG	SIRE	BT	Bwt	Wwt	Pwwt	Pfat	Pemd	EQ	TCP	\$	Purchaser
9	211034	F190994	Tw	0.23	6.7	9.2	-0.4	0.0	103.9	106.5		
10	210984	F191007	Tw	0.48	8.1	12.0	-0.4	-0.1	109.4	112.7		
11	210923	FH140218	Tw	0.32	7.5	10.8	-0.9	-0.3	110.6	115.8		
12	210956	F191007	Tw	0.24	6.2	10.0	0.9	1.0	109.3	110.8		
13	211110	FB170831	Tw	0.19	5.7	8.8	-0.2	-0.5	104.8	105.5		
14	211100	FB170831	Tw	0.44	8.0	11.5	-0.9	-0.7	105.4	109.3		
Fairbank Average				0.31	7.1	10.5	-0.3	0.0	107.8	110.8		
Southdown Average				0.22	5.8	9.17	-0.01	0.4	106.1	110.09		

F - Fairbank

ND - Nedelle Downs

FH - Fernhill

 Top 30%
  Top 20%
  Top 10%

20 FAIRBANK SOUTHDOWN EWES

10

LOT	TAG	SIRE	BT	Bwt	Wwt	Pwwt	Pfat	Pemd	EQ	TCP	\$	Purchaser
15	210951	F190994	Tw	0.28	7.6	10.9	-0.8	-0.1	110.9	113.6		
16	211114	FB170831	Tw	0.30	5.3	8.3	0.2	0.6	107.8	108.2		
17	210877	F190797	Tw	0.37	6.4	9.0	-0.1	-0.7	105.0	105.2		
18	211072	F100964	Tw	0.38	6.9	10.1	-0.4	-0.6	103.6	105.8		
19	211073	F200964	Tw	0.3	6.6	9.6	-0.2	-0.1	105.4	107.5		
20	210924	FH140218	Tw	0.21	6.8	9.9	-0.8	0.1	111.2	116.0		
Fairbank Average				0.31	7.1	10.5	-0.3	0.0	107.8	110.8		
Southdown Average				0.22	5.8	9.17	-0.01	0.4	106.1	110.09		

F - Fairbank

ND - Nedelle Downs

FH - Fernhill

 Top 30%

 Top 20%

 Top 10%

SOUTHDOWN RAMS



80 FAIRBANK SOUTHDOWN RAMS

12

LOT	TAG	SIRE	BT	Bwt	Wwt	Pwwt	Pfat	Pemd	EQ	TCP	\$	Purchaser
21	210836	F120580	Tr	0.29	8.4	14.1	0.0	0.7	118.7	123.2		
22	210879	F120580	Tw	0.20	7.7	12.3	0.4	0.6	117.2	118.1		
23	210930	F190994	Tw	0.16	6.5	9.9	0.0	0.6	113.3	114.9		
24	211032	ND170037	Tw	0.18	6.7	10.7	-0.4	0.5	99.3	108.7		
25	210937	FH140218	S	0.43	6.9	9.3	-0.7	-0.8	107.7	108.2		
26	211015	ND170037	S	-0.12	6.3	10.6	0.7	1.1	101.5	108.9		
Fairbank Average				0.26	6.9	10.5	-0.1	0.5	109.6	113.6		
Southdown Average				0.22	5.8	9.17	-0.01	0.4	106.1	110.09		

F - Fairbank

ND - Nedelle Downs

FH - Fernhill



Top 30%



Top 20%



Top 10%

80 FAIRBANK SOUTHDOWN RAMS

13

LOT	TAG	SIRE	BT	Bwt	Wwt	Pwwt	Pfat	Pemd	EQ	TCP	\$	Purchaser
27	210915	F190994	Tw	0.18	8.2	11.8	-0.4	0.6	115.9	118.0		
28	210919	FH140218	S	0.29	7.8	11.7	-0.4	1.2	118.8	123.0		
29	210998	ND170037	S	0.35	9.6	15.5	-0.3	0.7	104.8	118.4		
30	211052	F190751	S	0.12	6.3	10.8	-0.3	0.4	120.0	121.4		
31	211027	ND170037	Tw	0.45	9.6	14.3	-0.7	0.2	104.2	115.0		
32	211101	F190751	S	0.21	7.3	12.0	-0.1	0.6	120.2	123.0		
Fairbank Average				0.26	6.9	10.5	-0.1	0.5	109.6	113.6		
Southdown Average				0.22	5.8	9.17	-0.01	0.4	106.1	110.09		

F - Fairbank

ND - Nedelle Downs

FH - Fernhill



Top 30%



Top 20%



Top 10%

80 FAIRBANK SOUTHDOWN RAMS

14

LOT	TAG	SIRE	BT	Bwt	Wwt	Pwwt	Pfat	Pemd	EQ	TCP	\$	Purchaser
33	210864	F120580	Tw	0.24	8.0	12.4	-0.5	0.2	114.4	118.4		
34	211105	F170831	Tw	0.17	7.4	11.2	0.4	1.1	110.9	116.5		
35	210959	F191007	Tw	0.52	8.3	11.8	-0.1	0.0	106.9	110.6		
36	210882	F190797	S	0.41	7.2	11.0	-0.4	0.0	109.3	113.3		
37	210878	F120580	Tw	0.30	8.6	13.6	0.2	0.2	116.5	117.9		
Fairbank Average				0.26	6.9	10.5	-0.1	0.5	109.6	113.6		
Southdown Average				0.22	5.8	9.17	-0.01	0.4	106.1	110.09		

F - Fairbank

ND - Nedelle Downs

FH - Fernhill



Top 30%



Top 20%



Top 10%

80 FAIRBANK SOUTHDOWN RAMS

15

LOT	TAG	SIRE	BT	Bwt	Wwt	Pwwt	Pfat	Pemd	EQ	TCP	\$	Purchaser
38	210983	F191007	Tw	0.49	9.4	14.4	-0.4	0.4	117.4	122.1		
39	210910	FH140218	S	0.33	8.1	11.6	-0.2	-0.2	113.3	115.1		
40	210961	F190994	S	0.23	7.8	10.8	-0.7	-0.2	106.9	110.6		
41	211037	ND170037	S	0.50	8.0	11.7	-0.7	-0.1	97.1	106.4		
42	211016	FH140218	S	0.21	7.6	10.6	-0.3	0.8	122.8	123.7		
43	211026	F190994	S	0.33	7.2	10.5	-0.1	0.3	113.0	115.0		
Fairbank Average				0.26	6.9	10.5	-0.1	0.5	109.6	113.6		
Southdown Average				0.22	5.8	9.17	-0.01	0.4	106.1	110.09		

F - Fairbank

ND - Nedelle Downs

FH - Fernhill



Top 30%



Top 20%



Top 10%

80 FAIRBANK SOUTHDOWN RAMS

16

LOT	TAG	SIRE	BT	Bwt	Wwt	Pwwt	Pfat	Pemd	EQ	TCP	\$	Purchaser
44	210914	ND170037	S	0.30	7.7	12.7	0.1	0.5	98.1	108.9		
45	210838	F190797	Tw	0.30	7.9	11.2	-0.1	0.3	111.1	114.4		
46	210976	F190994	Tw	0.28	7.3	10.4	0.2	0.3	108.6	110.3		
47	211094	F170831	S	0.35	5.6	8.3	0.4	0.5	107.1	107.2		
48	210831	F120580	Tw	0.38	7.1	10.9	0.1	0.2	103.6	108.0		
49	211031	ND170037	Tw	0.21	6.2	10.4	-0.5	0.1	97.3	106.2		
Fairbank Average				0.26	6.9	10.5	-0.1	0.5	109.6	113.6		
Southdown Average				0.22	5.8	9.17	-0.01	0.4	106.1	110.09		

F - Fairbank

ND - Nedelle Downs

FH - Fernhill



Top 30%



Top 20%



Top 10%

80 FAIRBANK SOUTHDOWN RAMS

17

LOT	TAG	SIRE	BT	Bwt	Wwt	Pwwt	Pfat	Pemd	EQ	TCP	\$	Purchaser
50	211013	ND170037	Tw	0.28	8.4	13.4	-1.2	-0.2	106.9	116.6		
51	210977	ND170037	S	0.27	7.6	11.0	0.1	0.5	111.4	113.9		
52	211005	F190994	Tr	0.35	6.9	10.2	-0.2	0.4	112.3	114.0		
53	210875	F120580	Tw	0.32	8.0	12.3	-0.6	0.5	110.6	116.7		
54	210947	F190994	Tw	0.23	6.5	9.3	0.0	0.7	113.3	112.9		
55	210883	F120580	Tw	0.19	6.5	10.5	-0.2	0.3	110.6	113.5		
Fairbank Average				0.26	6.9	10.5	-0.1	0.5	109.6	113.6		
Southdown Average				0.22	5.8	9.17	-0.01	0.4	106.1	110.09		

F - Fairbank

ND - Nedelle Downs

FH - Fernhill



Top 30%



Top 20%



Top 10%

80 FAIRBANK SOUTHDOWN RAMS

18

LOT	TAG	SIRE	BT	Bwt	Wwt	Pwwt	Pfat	Pemd	EQ	TCP	\$	Purchaser
56	211023	F190994	S	0.12	5.4	8.5	-0.1	0.6	109.5	110.6		
57	210833	F190797	Tw	0.38	7.2	10.5	0.5	0.4	114.4	112.8		
58	210960	F191007	Tw	0.29	6.6	9.9	0.3	0.6	109.3	111.1		
59	210920	F191007	S	0.36	6.2	9.7	-0.5	0.3	106.2	110.7		
60	210942	F191007	Tw	0.36	6.9	10.9	0.1	0.1	107.1	110.3		
61	210911	ND170037	S	-0.07	6.1	10.0	-0.1	1.1	101.3	111.0		
Fairbank Average				0.26	6.9	10.5	-0.1	0.5	109.6	113.6		
Southdown Average				0.22	5.8	9.17	-0.01	0.4	106.1	110.09		

F - Fairbank

ND - Nedelle Downs

FH - Fernhill



Top 30%



Top 20%



Top 10%

80 FAIRBANK SOUTHDOWN RAMS

19

LOT	TAG	SIRE	BT	Bwt	Wwt	Pwwt	Pfat	Pemd	EQ	TCP	\$	Purchaser
62	210922	F190994	S	0.24	7.5	10.7	-0.4	0.7	113.6	117.1		
63	210988	F170831	S	0.28	6.8	10.7	0.1	0.6	104.5	111.8		
64	211039	F190994	Tw	0.23	7.6	11.2	0.3	0.6	110.5	112.4		
65	210828	F120580	S	0.20	6.9	10.4	0.1	0.5	113.6	113.9		
66	211074	F200964	S	0.30	6.4	9.2	0.1	0.4	108.6	110.6		
67	211111	F170831	Tw	0.46	7.4	12.1	-0.4	0.0	104.1	110.0		
Fairbank Average				0.26	6.9	10.5	-0.1	0.5	109.6	113.6		
Southdown Average				0.22	5.8	9.17	-0.01	0.4	106.1	110.09		

F - Fairbank

ND - Nedelle Downs

FH - Fernhill



Top 30%



Top 20%



Top 10%

80 FAIRBANK SOUTHDOWN RAMS

20

LOT	TAG	SIRE	BT	Bwt	Wwt	Pwwt	Pfat	Pemd	EQ	TCP	\$	Purchaser
68	211011	FH140218	Tw	0.32	6.8	9.5	-0.5	0.4	108.8	112.3		
69	211103	F190751	Tw	0.20	7.7	12.0	-0.3	0.4	117.1	119.5		
70	210921	F191007	S	0.30	6.2	9.9	0.4	1.0	110.7	114.0		
71	211021	F191007	Tw	0.49	7.3	10.9	-0.4	0.1	108.9	112.6		
72	211033	F190994	Tw	0.25	8.0	11.1	-0.4	-0.1	106.9	110.1		
73	211099	F190751	Tw	0.36	7.9	11.7	-0.4	-0.2	108.3	111.6		
Fairbank Average				0.26	6.9	10.5	-0.1	0.5	109.6	113.6		
Southdown Average				0.22	5.8	9.17	-0.01	0.4	106.1	110.09		

F - Fairbank

ND - Nedelle Downs

FH - Fernhill



Top 30%



Top 20%



Top 10%

80 FAIRBANK SOUTHDOWN RAMS

21

LOT	TAG	SIRE	BT	Bwt	Wwt	Pwwt	Pfat	Pemd	EQ	TCP	\$	Purchaser
74	211116	F170831	Tw	0.27	5.6	8.7	0.6	0.9	109.1	109.5		
75	211070	F190807	Tw	0.27	6.3	8.8	-0.8	0.0	105.2	109.0		
76	211009	ND170037	Tw	0.08	5.3	9.2	0.4	1.3	100.9	108.2		
77	210934	F191007	Tw	0.29	5.4	8.3	0.1	0.1	106.2	106.4		
78	210867	F120580	Tw	0.34	8.4	12.7	-0.5	0.4	115.8	119.7		
79	210865	F190797	Tw	0.39	8.5	11.9	-0.6	0.3	113.6	119.5		
Fairbank Average				0.26	6.9	10.5	-0.1	0.5	109.6	113.6		
Southdown Average				0.22	5.8	9.17	-0.01	0.4	106.1	110.09		

F - Fairbank

ND - Nedelle Downs

FH - Fernhill



Top 30%



Top 20%



Top 10%

80 FAIRBANK SOUTHDOWN RAMS

22

LOT	TAG	SIRE	BT	Bwt	Wwt	Pwwt	Pfat	Pemd	EQ	TCP	\$	Purchaser
80	211079	F190751	Tw	0.12	6.8	10.3	-0.5	1.0	114.4	118.9		
81	211048	F190751	Tw	0.13	5.8	8.9	-0.5	0.5	112.2	114.9		
82	210991	F190994	Tw	0.28	8.2	11.6	-0.1	0.3	108.2	111.5		
83	211058	F190751	Tr	0.24	6.3	10.2	-0.5	0.5	111.1	114.4		
84	210974	FH140218	Tw	0.08	5.8	8.0	0.1	0.5	111.3	111.3		
85	210859	F190797	Tw	0.34	6.9	9.7	-0.3	-0.3	110.4	110.2		
Fairbank Average				0.26	6.9	10.5	-0.1	0.5	109.6	113.6		
Southdown Average				0.22	5.8	9.17	-0.01	0.4	106.1	110.09		

F - Fairbank

ND - Nedelle Downs

FH - Fernhill

Top 30%

Top 20%

Top 10%

80 FAIRBANK SOUTHDOWN RAMS

23

LOT	TAG	SIRE	BT	Bwt	Wwt	Pwwt	Pfat	Pemd	EQ	TCP	\$	Purchaser
86	210933	F191007	Tw	0.25	5.2	8.5	0.3	0.6	109.4	109.6		
87	210963	F190807	S	0.31	5.0	7.1	0.1	1.0	107.8	109.9		
88	210887	F190807	S	0.38	5.7	8.3	-0.2	0.2	106.0	107.6		
89	210939	F190797	Tw	0.00	4.7	7.4	0.2	1.2	97.0	104.6		
90	210975	FH140218	Tw	0.00	5.5	7.9	1.0	2.2	118.9	118.9		
91	210880	F190807	Tw	0.32	7.0	9.8	0.4	0.3	115.3	114.2		
Fairbank Average				0.26	6.9	10.5	-0.1	0.5	109.6	113.6		
Southdown Average				0.22	5.8	9.17	-0.01	0.4	106.1	110.09		

F - Fairbank

ND - Nedelle Downs

FH - Fernhill



Top 30%



Top 20%



Top 10%

80 FAIRBANK SOUTHDOWN RAMS

24

LOT	TAG	SIRE	BT	Bwt	Wwt	Pwwt	Pfat	Pemd	EQ	TCP	\$	Purchaser
92	211044	F191007	Tw	0.36	6.1	9.7	0.1	0.5	111.4	112.2		
93	211076	F190751	Tr	0.09	6.3	9.8	-0.1	0.2	112.4	113.6		
94	210932	FH140218	Tw	0.14	4.7	7.0	0.1	0.9	111.4	112.9		
95	210931	FH140218	Tw	0.20	4.9	7.4	0.2	0.9	111.6	112.8		
96	210895	F190807	Tw	0.35	6.9	9.8	-0.2	0.8	109.1	112.5		
97	210969	F191007	Tr	0.31	6.9	10.0	0.1	0.5	106.2	110.2		
Fairbank Average				0.26	6.9	10.5	-0.1	0.5	109.6	113.6		
Southdown Average				0.22	5.8	9.17	-0.01	0.4	106.1	110.09		

F - Fairbank

ND - Nedelle Downs

FH - Fernhill



Top 30%



Top 20%



Top 10%

80 FAIRBANK SOUTHDOWN RAMS

25

LOT	TAG	SIRE	BT	Bwt	Wwt	Pwwt	Pfat	Pemd	EQ	TCP	\$	Purchaser
98	210970	F191007	Tr	0.26	6.7	9.7	0.1	0.6	106.3	110.2		
99	211067	F170831	Tw	0.20	5.7	9.1	1.0	0.9	107.4	107.8		
100	211113	F170831	Tw	0.27	4.8	8.1	0.7	0.7	107.9	107.1		
Fairbank Average				0.26	6.9	10.5	-0.1	0.5	109.6	113.6		
Southdown Average				0.22	5.8	9.17	-0.01	0.4	106.1	110.09		

F - Fairbank

ND - Nedelle Downs

FH - Fernhill



Top 30%



Top 20%



Top 10%

TERMINAL COMPOSITE - CHAROLLAIS X POLL DORSET/SOUTHDOWN



The Charollais cross project came about due to having some outstanding ewes coming out of our Southdown x Dorset terminal program. We identified the Charollais had exceptional hind quarters and natural low birth weights. We wanted to back this up with some Lambplan ASBV's, but also add some body length to the Charollais and improve the face colouring. These rams are ideal for specific ewe lamb joinings. Majority of our 2022 offering are out of ewe lambs and not born until Sep/Oct.

12 FAIRBANK CHAROLLAIS X POLL DORSET/SOUTHDOWN TERMINAL COMPOSITE RAMS

27

LOT	TAG	SIRE	BT	Bwt	Wwt	Pwwt	Pfat	Pemd	EQ	TCP	\$	Purchaser
101	210491	SL17002	Tw	0.20	6.6	9.5	-0.3	1.3	117.6	122.0		
102	211170	SL17002	Tw	0.10	5.9	9.4	-0.4	0.4	114.5	119.0		
103	210311	SL17002	Tw	0.24	6.0	8.7	-0.1	0.6	115.9	116.3		
104	211171	SL17002	S	0.12	5.9	9.1	-0.3	1.0	116.3	120.0		
105	210309	SL17002	Tw	0.22	5.7	8.7	0.0	1.4	117.4	120.7		
106	211192	SL17002	S	0.19	5.7	8.7	-0.1	1.2	114.9	118.5		
Fairbank Average				0.15	5.6	8.4	-0.2	1.0	116.0	118.5		
Terminal Average				0.27	9.41	13.7	-0.36	1.82	131.9	136.7		

SL - Sunnylands



Top 30%



Top 20%



Top 10%

12 FAIRBANK CHAROLLAIS X POLL DORSET/SOUTHDOWN TERMINAL COMPOSITE RAMS

28

LOT	TAG	SIRE	BT	Bwt	Wwt	Pwwt	Pfat	Pemd	EQ	TCP	\$	Purchaser
107	210326	SL17002	Tw	0.22	6.2	9.2	-0.2	0.9	114.4	118.2		
108	210486	SL17002	Tw	0.18	5.5	7.9	0.0	1.8	120.2	122.7		
109	210312	SL17002	Tw	0.26	5.9	8.5	0.2	0.5	114.3	113.8		
110	210366	SL17002	Tw	0.15	5.0	7.6	-0.1	1.1	112.7	115.5		
111	210484	SL17002	Tw	-0.04	4.2	6.2	-0.8	0.6	115.2	115.9		
112	211175	SL17002	Tw	0.01	4.6	7.0	-0.4	1.2	119.2	119.7		
Fairbank Average				0.15	5.6	8.4	-0.2	1.0	116.0	118.5		
Terminal Average				0.27	9.41	13.7	-0.36	1.82	131.9	136.7		

SL - Sunnylands


 Top 30% Top 20% Top 10%

TERMINAL COMPOSITE - SOUTHDOWN X POLL DORSET



The breed originally started out in 2014 as an attempt to tighten the gestation length on our Poll Dorsets by picking up with a Southdown after a 4 week joining. We have since then refined this to specifically select ewes to go into this program. Both Poll Dorset and Southdown ewes are used with sires matched accordingly. Rams have been developed to have black feet and open faces and that extra bit of vigour and growth.

14 FAIRBANK SOUTHDOWN X POLL DORSET TERMINAL COMPOSITE RAMS

30

LOT	TAG	SIRE	BT	Bwt	Wwt	Pwwt	Pfat	Pemd	EQ	TCP	\$	Purchaser
113	210471	FB200926	Tw	0.42	8.3	12.5	0.3	1.7	118.1	125.6		
114	210472	FB200926	Tw	0.41	8.1	12.2	0.3	1.8	118.0	124.7		
115	210036	FB170831	Tw	0.24	6.2	9.9	-0.4	1.2	117.0	121.2		
116	210063	FB170831	Tw	0.32	7.1	11.4	0.2	1.0	118.4	120.8		
117	210482	FB200926	Tw	0.31	7.6	10.8	0.1	1.5	113.8	120.1		
118	200072	FB170831	Tw	0.33	6.2	9.6	0.3	1.5	113.4	117.4		
Fairbank Average				0.38	7.7	11.4	-0.1	1.4	116.8	122.3		
Terminal Average				0.27	9.41	13.7	-0.36	1.82	131.9	136.7		

FB - Fairbank



Top 30%



Top 20%



Top 10%

14 FAIRBANK SOUTHDOWN X POLL DORSET TERMINAL COMPOSITE RAMS

31

LOT	TAG	SIRE	BT	Bwt	Wwt	Pwwt	Pfat	Pemd	EQ	TCP	\$	Purchaser
119	210097	FB190751	Qu	0.31	8.1	12.3	-0.7	0.8	120.2	125.6		
120	210918	FB180394	Tw	0.51	7.8	11.6	-0.1	1.8	120.6	125.3		
121	211041	FB180394	Tr	0.58	8.8	13.4	-0.5	0.9	117.4	123.7		
122	211047	FB180394	Tw	0.36	7.4	10.6	0.5	2.2	119.4	123.5		
123	211183	FB180394	Tw	0.47	8.8	12.5	-0.3	1.1	117.3	123.0		
124	210473	FB200926	Tw	0.35	7.9	11.5	0.2	1.7	114.3	121.3		
Fairbank Average				0.38	7.7	11.4	-0.1	1.4	116.8	122.3		
Terminal Average				0.27	9.41	13.7	-0.36	1.82	131.9	136.7		

FB - Fairbank



Top 10%



Top 20%






Top 30%

14 FAIRBANK SOUTHDOWN X POLL DORSET TERMINAL COMPOSITE RAMS

32

LOT	TAG	SIRE	BT	Bwt	Wwt	Pwwt	Pfat	Pemd	EQ	TCP	\$	Purchaser
125	210483	FB200926	Tw	0.30	7.3	10.8	-0.1	1.5	113.8	120.1		
126	210995	FB180394	Tw	0.42	8.0	11.2	-0.8	0.8	114.2	119.7		
Fairbank Average				0.38	7.7	11.4	-0.1	1.4	116.8	122.3		
Terminal Average				0.27	9.41	13.7	-0.36	1.82	131.9	136.7		

FB - Fairbank  Top 10%  Top 20%  Top 30%

WHITE SUFFOLK



Our White Suffolks commenced in 1996 using Fairbank Poll Dorset ewes and the proven South Australian White Suffolk genetics. Since then carefully selected mainland and Tasmanian sires have been utilised to produce structurally correct and well muscled rams suited to a wide range of conditions and locations. Our White Suffolk's are very consistent and express great breed type, structural correctness and muscling

This years White Suffolk offering include progeny of:

- **Langley Heights 16/054** - Proven Low Birth Weight and high muscle ram. Used in 17 studs across Australia. 18 rams.
- **Fairbank 19/506** - Great WS type with exceptional shear force figures (top 1%). 14 rams.
- **Ashmore 16/433** - High muscle, low birth weigh ram with good EQ data. Sire of our 2022 Keeper ram. 10 rams
- **Fairbank 16/670** - Keeper ram. Structually sound with good top line. 8 rams.
- **Fairbank 18/665** - Super correct ram. Only used in a small AI program this drop. 1 ram
- **Fairbank 20/806** - Used as a pick up to AI program. Outstanding lamb with good carcasse. 7 rams.

58 FAIRBANK WHITE SUFFOLK RAMS

35

LOT	TAG	SIRE	BT	Bwt	Wwt	Pwwt	Pfat	Pemd	EQ	TCP	\$	Purchaser
127	210671	LH160054	Tw	0.03	9.9	15.6	0.1	3.3	136.8	146.8		
128	210700	FB190506	Tw	0.29	9.8	15.6	0.1	1.8	139.8	142.4		
129	210674	FB190670	Tr	0.46	10.8	15.8	-0.7	1.9	135.7	142.2		
130	210596	LH160054	Tw	0.12	9.8	15.2	0.0	2.9	133.2	142.1		
131	210774	FB200806	Tw	0.35	9.3	13.6	-0.3	1.7	131.1	137.2		
132	210619	LH160054	Tr	0.21	9.2	14.1	0.5	3.3	129.9	137.2		
Fairbank Average				0.26	9.2	14.4	-0.1	2.2	134.3	139.8		
Terminal Average				0.27	9.41	13.7	-0.36	1.82	131.9	136.7		

FB - Fairbank

LH - Langley Heights

Ash - Ashmore

 Top 30%
 Top 20%
 Top 10%

58 FAIRBANK WHITE SUFFOLK RAMS

36

LOT	TAG	SIRE	BT	Bwt	Wwt	Pwwt	Pfat	Pemd	EQ	TCP	\$	Purchaser
133	210624	LH160054	S	0.21	8.3	13.2	-0.3	3.0	127.3	136.8		
134	210790	FB190670	S	0.32	7.9	11.9	-0.6	1.8	127.7	134.3		
135	210599	Ash160433	Tw	0.21	11.1	18.9	0.0	3.3	154.5	159.9		
136	210601	Ash160433	Tw	0.16	11.2	19.3	0.1	3.3	154.1	158.8		
137	210548	LH160054	Tw	0.12	10.8	17.2	0.7	3.6	139.4	147.0		
138	210702	FB190506	Tw	0.20	8.1	11.9	0.0	2.2	139.7	140.7		
Fairbank Average				0.26	9.2	14.4	-0.1	2.2	134.3	139.8		
Terminal Average				0.27	9.41	13.7	-0.36	1.82	131.9	136.7		

FB - Fairbank

LH - Langley Heights

Ash - Ashmore



Top 30%



Top 20%



Top 10%

58 FAIRBANK WHITE SUFFOLK RAMS

37

LOT	TAG	SIRE	BT	Bwt	Wwt	Pwwt	Pfat	Pemd	EQ	TCP	\$	Purchaser
139	210545	LH160054	Tw	0.32	10.5	16.1	0.6	3.1	133.1	136.9		
140	210738	FB190506	S	0.15	6.8	11.2	-0.7	1.4	134.0	136.4		
141	210620	LH160054	Tr	0.24	9.0	13.6	0.5	2.6	125.7	132.2		
142	210562	FB180665	S	0.24	8.4	12.9	-0.4	1.0	123.7	130.3		
143	210576	Ash160433	Tw	0.48	10.7	17.1	-0.6	3.4	149.7	157.7		
144	210660	LH160054	S	0.29	10.4	15.7	0.1	3.7	138.4	145.2		
Fairbank Average				0.26	9.2	14.4	-0.1	2.2	134.3	139.8		
Terminal Average				0.27	9.41	13.7	-0.36	1.82	131.9	136.7		

FB - Fairbank

LH - Langley Heights

Ash - Ashmore



Top 30%



Top 20%



Top 10%

58 FAIRBANK WHITE SUFFOLK RAMS

38

LOT	TAG	SIRE	BT	Bwt	Wwt	Pwwt	Pfat	Pemd	EQ	TCP	\$	Purchaser
145	210672	LH160054	Tw	0.12	9.6	15.1	0.4	3.3	135.8	143.4		
146	210547	Ash160433	Tw	0.34	8.8	15.2	0.2	2.7	139.1	143.2		
147	210523	FB190506	Tw	0.25	8.7	13.7	-0.5	1.0	135.5	138.8		
148	210553	LH160054	Tw	0.23	9.7	15.7	0.9	3.3	133.2	138.5		
149	210615	LH160054	Tw	0.25	10.2	15.4	-0.2	2.3	129.2	137.9		
150	210762	FB200806	Tr	0.29	8.8	13.4	0.1	1.5	134.1	137.5		
Fairbank Average				0.26	9.2	14.4	-0.1	2.2	134.3	139.8		
Terminal Average				0.27	9.41	13.7	-0.36	1.82	131.9	136.7		

FB - Fairbank

LH - Langley Heights

Ash - Ashmore


 Top 30% Top 20% Top 10%

58 FAIRBANK WHITE SUFFOLK RAMS

39

LOT	TAG	SIRE	BT	Bwt	Wwt	Pwwt	Pfat	Pemd	EQ	TCP	\$	Purchaser
151	210714	FB190670	Tw	0.41	9.9	14.6	0.5	2.5	132.8	135.6		
152	210735	FB200806	Tw	0.27	9.3	14.2	-1.2	0.2	130.9	134.6		
153	210552	LH160054	S	0.13	8.4	12.6	0.3	2.7	125.5	132.8		
154	210537	LH160054	S	0.16	9.6	14.6	-0.3	1.9	126.3	134.0		
155	210512	Ash160433	Tw	0.41	9.4	15.7	-0.5	2.5	141.3	149.1		
156	210649	Ash160433	Tw	0.34	9.4	16.3	0.3	2.7	145.8	149.1		
Fairbank Average				0.26	9.2	14.4	-0.1	2.2	134.3	139.8		
Terminal Average				0.27	9.41	13.7	-0.36	1.82	131.9	136.7		

FB - Fairbank

LH - Langley Heights

Ash - Ashmore



Top 30%



Top 20%



Top 10%

58 FAIRBANK WHITE SUFFOLK RAMS

40

LOT	TAG	SIRE	BT	Bwt	Wwt	Pwwt	Pfat	Pemd	EQ	TCP	\$	Purchaser
157	210598	LH160054	S	0.22	9.2	14.9	-0.5	2.2	134.8	142.8		
158	210667	Ash160433	Tw	0.31	8.6	14.3	-0.5	1.9	133.7	140.5		
159	210777	FB200806	Tw	0.40	9.5	14.0	-0.6	1.7	130.4	137.4		
160	210713	FB190670	Tw	0.59	10.5	16.0	-0.1	1.8	131.6	135.6		
161	210673	FB190506	S	0.19	7.6	11.4	-0.5	1.4	132.4	135.7		
162	210687	FB190506	Tw	0.35	8.8	12.8	-0.6	1.0	124.8	130.5		
Fairbank Average				0.26	9.2	14.4	-0.1	2.2	134.3	139.8		
Terminal Average				0.27	9.41	13.7	-0.36	1.82	131.9	136.7		

FB - Fairbank

LH - Langley Heights

Ash - Ashmore


 Top 30% Top 20% Top 10%

58 FAIRBANK WHITE SUFFOLK RAMS

41

LOT	TAG	SIRE	BT	Bwt	Wwt	Pwwt	Pfat	Pemd	EQ	TCP	\$	Purchaser
163	210626	LH160054	Tr	0.12	10.1	15.9	0.3	3.3	139.7	145.9		
164	210531	Ash160433	Tw	0.26	7.8	13.9	0.3	3.0	139.5	142.9		
165	210578	LH160054	Tw	0.21	10.2	15.3	-0.4	2.8	132.4	142.0		
166	210693	FB190506	S	0.26	6.9	11.8	-0.4	1.9	137.2	140.1		
167	210574	Ash160433	Tw	0.30	9.4	15.3	-0.4	1.9	135.8	140.0		
168	210737	FB190506	Tw	0.19	7.0	10.9	-0.3	1.9	133.1	137.7		
Fairbank Average				0.26	9.2	14.4	-0.1	2.2	134.3	139.8		
Terminal Average				0.27	9.41	13.7	-0.36	1.82	131.9	136.7		

FB - Fairbank

LH - Langley Heights

Ash - Ashmore



Top 30%



Top 20%



Top 10%

58 FAIRBANK WHITE SUFFOLK RAMS

42

LOT	TAG	SIRE	BT	Bwt	Wwt	Pwwt	Pfat	Pemd	EQ	TCP	\$	Purchaser
169	210682	FB190506	Tw	0.09	7.8	12.5	0.6	1.8	136.6	136.3		
170	210663	FB190506	Tw	0.01	5.6	9.2	-0.2	1.4	123.3	125.6		
171	210577	Ash160433	Tw	0.34	10.6	16.9	-0.2	3.1	144.3	152.1		
172	210708	FB190670	Tw	0.29	10.5	15.8	0.2	2.4	141.0	144.4		
173	210723	FB190670	Tw	0.52	12.0	17.3	-1.3	1.5	128.9	140.7		
174	210579	LH160054	Tw	0.19	9.1	13.6	-0.1	2.9	129.1	137.5		
Fairbank Average				0.26	9.2	14.4	-0.1	2.2	134.3	139.8		
Terminal Average				0.27	9.41	13.7	-0.36	1.82	131.9	136.7		

FB - Fairbank

LH - Langley Heights

Ash - Ashmore


 Top 30% Top 20% Top 10%

58 FAIRBANK WHITE SUFFOLK RAMS

43

LOT	TAG	SIRE	BT	Bwt	Wwt	Pwwt	Pfat	Pemd	EQ	TCP	\$	Purchaser
175	210725	FB190506	S	0.32	7.3	12.2	-0.3	1.8	134.2	136.8		
176	210696	FB190670	S	0.29	10.9	16.1	0.1	0.9	130.4	132.6		
177	210520	LH160054	Tr	0.06	9.3	14.9	0.4	3.6	134.7	144.1		
178	210681	FB190506	Tw	0.13	8.3	13.6	0.6	2.4	141.2	142.2		
179	210668	FB190506	Tr	0.28	7.7	12.0	-0.7	1.7	134.8	138.3		
180	210745	FB190506	Tw	0.28	8.3	12.7	-0.9	1.1	132.9	137.4		
Fairbank Average				0.26	9.2	14.4	-0.1	2.2	134.3	139.8		
Terminal Average				0.27	9.41	13.7	-0.36	1.82	131.9	136.7		

FB - Fairbank

LH - Langley Heights

Ash - Ashmore



Top 30%



Top 20%



Top 10%

58 FAIRBANK WHITE SUFFOLK RAMS

44

LOT	TAG	SIRE	BT	Bwt	Wwt	Pwwt	Pfat	Pemd	EQ	TCP	\$	Purchaser
181	210775	FB200806	Tw	0.36	9.5	13.5	-0.5	1.2	128.5	134.4		
182	210639	FB190670	Tw	0.46	10.7	15.5	0.3	1.9	133.5	134.2		
183	210741	FB200806	S	0.30	8.5	12.8	-0.9	0.6	125.0	131.0		
184	210781	FB200806	Tw	0.37	8.3	12.5	-0.3	1.4	125.2	130.1		
Fairbank Average				0.26	9.2	14.4	-0.1	2.2	134.3	139.8		
Terminal Average				0.27	9.41	13.7	-0.36	1.82	131.9	136.7		

FB - Fairbank

LH - Langley Heights

Ash - Ashmore



Top 30%



Top 20%



Top 10%

POLL DORSET



Our Poll Dorsets were established in 1969 by selecting the top ewes from leading Tasmanian studs. Since then we have carefully selected the best available genetics by either natural mating or A.I as well as our own top rams to produce commercially relevant industry sires.

- **Hillcroft Farms 13/156** - High performance ram used extensively across Australia. 10 rams.
- **Old Woombi 16/165** - Low birth weight ram with very good EQ data. 9 rams.
- **Melton Vale 19/295** - Used for outcross genetics and high EQ data. 6 rams.
- **Lambpro 14/859** - Still breeding well with sons selling to \$17,000. Limited use now with many sons and daughters coming through the flock. 6 rams.
- **Fairbank 17/364** - Huge growth ram by Lambpro 859. 9 rams.
- **Fairbank 18/394** - Moderate correct ram by Lambpro 859. 4 rams.
- **Fairbank 19/299** - Breeds true. Well linked sire with proven EQ data. 7 rams.
- **Fairbank 20/138, 20/271 & 20/224** - Ram lambs used as back up to AI program. 7 rams

58 FAIRBANK POLL DORSET RAMS

47

LOT	TAG	SIRE	BT	Bwt	Wwt	Pwwt	Pfat	Pemd	EQ	TCP	\$	Purchaser
185	210121	OW160165	Tw	0.41	10.9	17.0	-0.4	1.9	150.2	151.0		
186	210086	HF130156	S	0.51	9.9	14.3	-0.9	2.5	141.2	149.9		
187	210352	FB170364	Tw	0.45	10.9	16.3	0.2	2.8	133.4	142.8		
188	210819	FB190299	Tw	0.67	12.8	18.5	-0.8	1.9	126.9	142.6		
189	210092	MV190295	S	0.36	9.8	14.0	-0.8	2.0	140.0	141.7		
190	210470	FB200224	Tw	0.52	10.2	15.7	-1.2	1.4	131.9	140.3		
Fairbank Average				0.41	10.3	15.3	-0.6	2.3	138.3	144.9		
Terminal Average				0.27	9.41	13.7	-0.36	1.82	131.9	136.7		

FB - Fairbank HF - Hillcroft Farms OW - Old Woombi MV - Melton Vale  Top 30%  Top 20%  Top 10%

58 FAIRBANK POLL DORSET RAMS

48

LOT	TAG	SIRE	BT	Bwt	Wwt	Pwwt	Pfat	Pemd	EQ	TCP	\$	Purchaser
191	210248	HF130156	S	0.43	9.6	14.2	-0.4	3.3	149.2	155.0		
192	210048	OW160165	Tw	0.26	11.6	18.3	-1.1	2.1	140.5	150.8		
193	210112	LP140859	Tw	0.45	10.3	15.6	-0.5	3.0	140.5	148.8		
194	210066	LP140859	Tw	0.33	8.8	13.7	-0.3	3.6	140.2	147.9		
195	210218	MV190295	S	0.48	11.1	16.2	-0.9	1.5	142.5	143.3		
196	210351	FB190299	S	0.47	10.8	15.9	-0.7	2.4	129.7	141.4		
Fairbank Average				0.41	10.3	15.3	-0.6	2.3	138.3	144.9		
Terminal Average				0.27	9.41	13.7	-0.36	1.82	131.9	136.7		

FB - Fairbank HF - Hillcroft Farms OW - Old Woombi MV - Melton Vale  Top 30%  Top 20%  Top 10%

58 FAIRBANK POLL DORSET RAMS

49

LOT	TAG	SIRE	BT	Bwt	Wwt	Pwwt	Pfat	Pemd	EQ	TCP	\$	Purchaser
197	210182	OW160165	S	0.29	9.9	14.4	-1.0	2.0	134.8	140.7		
198	210155	FB170364	Tr	0.50	11.3	16.4	-0.1	2.2	135.5	140.6		
199	210385	FB170364	Tw	0.49	11.1	16.3	-0.2	1.5	129.6	135.8		
200	210341	FB190299	Tw	0.55	9.6	14.0	-1.0	2.2	122.9	135.1		
201	210151	MV190295	Tw	0.54	11.4	16.1	-0.7	1.8	144.2	146.9		
202	210171	FB170364	Tw	0.39	11.5	17.3	-0.5	2.4	138.7	146.8		
Fairbank Average				0.41	10.3	15.3	-0.6	2.3	138.3	144.9		
Terminal Average				0.27	9.41	13.7	-0.36	1.82	131.9	136.7		

FB - Fairbank HF - Hillcroft Farms OW - Old Woombi MV - Melton Vale  Top 30%  Top 20%  Top 10%

58 FAIRBANK POLL DORSET RAMS

50

LOT	TAG	SIRE	BT	Bwt	Wwt	Pwwt	Pfat	Pemd	EQ	TCP	\$	Purchaser
203	210106	MV190295	Tw	0.25	9.2	13.1	-0.8	2.2	144.6	144.5		
204	210103	OW160165	Tw	0.29	10.8	16.6	-0.7	1.8	139.0	144.3		
205	210102	OW160165	Tw	0.29	10.1	15.4	-0.6	2.2	138.3	143.5		
206	210154	FB170364	Tr	0.41	11.2	16.1	-0.3	1.8	139.4	141.3		
207	210393	FB180394	Tw	0.49	10.3	14.6	-0.8	1.7	131.0	137.8		
208	210348	FB190299	Tw	0.46	10.3	15.2	-0.9	2.1	126.6	137.7		
Fairbank Average				0.41	10.3	15.3	-0.6	2.3	138.3	144.9		
Terminal Average				0.27	9.41	13.7	-0.36	1.82	131.9	136.7		

FB - Fairbank

HF - Hillcroft Farms

OW - Old Woombi

MV - Melton Vale



Top 30%



Top 20%



Top 10%

58 FAIRBANK POLL DORSET RAMS

51

LOT	TAG	SIRE	BT	Bwt	Wwt	Pwwt	Pfat	Pemd	EQ	TCP	\$	Purchaser
209	210216	OW160165	S	0.26	10.3	16.4	0.0	3.1	149.6	153.3		
210	210243	OW160165	S	0.33	11.2	16.8	-0.8	2.6	147.8	152.8		
211	210242	HF130156	S	0.42	9.7	14.1	-0.9	2.8	143.6	151.2		
212	210316	LP140859	S	0.27	9.8	14.5	-0.5	3.2	142.4	148.5		
213	210045	LP140859	Tw	0.47	9.7	14.9	-0.1	2.9	141.9	147.9		
214	210228	MV190295	Tr	0.35	8.7	13.2	-0.5	2.2	145.5	144.8		
Fairbank Average				0.41	10.3	15.3	-0.6	2.3	138.3	144.9		
Terminal Average				0.27	9.41	13.7	-0.36	1.82	131.9	136.7		

FB - Fairbank

HF - Hillcroft Farms

OW - Old Woombi

MV - Melton Vale



Top 30%



Top 20%



Top 10%

58 FAIRBANK POLL DORSET RAMS

52

LOT	TAG	SIRE	BT	Bwt	Wwt	Pwwt	Pfat	Pemd	EQ	TCP	\$	Purchaser
215	210104	OW160165	Tw	0.23	10.7	16.8	-0.6	1.9	142.1	144.8		
216	210142	HF130156	Tr	0.42	11.2	16.1	-0.4	2.0	136.7	144.6		
217	210375	FB200138	Tr	0.33	10.5	14.5	-1.1	1.6	132.7	140.1		
218	210346	FB190299	Tw	0.63	11.4	16.7	-0.8	1.5	122.2	133.9		
219	210178	HF130156	Tw	0.39	10.7	15.8	-0.7	2.5	145.1	153.1		
220	210169	HF130156	Tw	0.35	9.0	13.1	-0.3	3.2	146.0	151.6		
Fairbank Average				0.41	10.3	15.3	-0.6	2.3	138.3	144.9		
Terminal Average				0.27	9.41	13.7	-0.36	1.82	131.9	136.7		

FB - Fairbank

HF - Hillcroft Farms

OW - Old Woombi

MV - Melton Vale



Top 30%



Top 20%



Top 10%

58 FAIRBANK POLL DORSET RAMS

53

LOT	TAG	SIRE	BT	Bwt	Wwt	Pwwt	Pfat	Pemd	EQ	TCP	\$	Purchaser
221	210037	LP140859	Tr	0.37	10.4	15.1	-0.6	3.4	142.9	151.0		
222	210130	MV190295	Tw	0.26	9.6	14.7	-0.2	2.8	150.6	150.3		
223	210469	FB200224	Tw	0.51	10.0	15.3	-0.8	2.9	138.6	149.4		
224	210225	HF130156	Tw	0.40	10.3	14.8	-0.7	2.0	137.0	145.7		
225	210432	FB170364	Tr	0.43	10.8	15.9	-0.9	2.2	136.4	144.0		
226	210067	LP140859	Tw	0.30	9.8	15.2	-1.1	1.9	132.9	143.1		
Fairbank Average				0.41	10.3	15.3	-0.6	2.3	138.3	144.9		
Terminal Average				0.27	9.41	13.7	-0.36	1.82	131.9	136.7		

FB - Fairbank

HF - Hillcroft Farms

OW - Old Woombi

MV - Melton Vale



Top 30%



Top 20%



Top 10%

58 FAIRBANK POLL DORSET RAMS

54

LOT	TAG	SIRE	BT	Bwt	Wwt	Pwwt	Pfat	Pemd	EQ	TCP	\$	Purchaser
227	210075	FB190299	Tw	0.51	11.5	16.7	-1.1	2.1	131.0	142.6		
228	210303	FB180394	Tw	0.63	11.7	15.9	-1.0	2.1	129.9	141.0		
229	210275	FB170364	S	0.52	10.8	15.7	-0.4	2.0	131.8	139.1		
230	210386	FB170364	Tw	0.43	11.0	15.7	0.3	1.7	126.9	132.8		
231	210237	HF130156	S	0.31	10.7	15.9	-0.2	3.0	148.1	154.3		
232	210464	FB200271	Tw	0.48	9.1	13.2	-0.2	2.9	144.7	148.6		
Fairbank Average				0.41	10.3	15.3	-0.6	2.3	138.3	144.9		
Terminal Average				0.27	9.41	13.7	-0.36	1.82	131.9	136.7		

FB - Fairbank

HF - Hillcroft Farms

OW - Old Woombi

MV - Melton Vale



Top 30%



Top 20%



Top 10%

58 FAIRBANK POLL DORSET RAMS

55

LOT	TAG	SIRE	BT	Bwt	Wwt	Pwwt	Pfat	Pemd	EQ	TCP	\$	Purchaser
233	210137	HF130156	Tr	0.30	7.9	11.3	-0.4	3.1	137.7	145.7		
234	210294	FB180394	Tw	0.47	9.1	13.7	-0.3	3.0	134.8	140.6		
235	211151	FB200271	Tw	0.21	8.7	12.5	-0.7	2.2	138.6	140.3		
236	210321	FB170364	Tw	0.51	10.7	15.2	-0.5	2.0	133.8	140.2		
237	210164	HF130156	Tw	0.51	11.8	17.3	-0.8	2.5	145.6	156.1		
238	210205	OW160165	Tw	0.18	9.7	14.8	-0.6	2.9	150.1	152.8		
Fairbank Average				0.41	10.3	15.3	-0.6	2.3	138.3	144.9		
Terminal Average				0.27	9.41	13.7	-0.36	1.82	131.9	136.7		

FB - Fairbank

HF - Hillcroft Farms

OW - Old Woombi

MV - Melton Vale



Top 30%



Top 20%



Top 10%

58 FAIRBANK POLL DORSET RAMS

56

LOT	TAG	SIRE	BT	Bwt	Wwt	Pwwt	Pfat	Pemd	EQ	TCP	\$	Purchaser
239	210419	FB200271	Tr	0.30	10.0	15.3	-1.0	2.5	146.0	151.8		
240	210463	FB200271	Tw	0.59	10.2	15.4	-0.3	2.4	143.0	149.1		
241	210350	FB190299	S	0.38	10.1	15.2	-0.4	2.3	126.5	137.2		
242	210297	FB180394	Tw	0.42	8.8	12.2	-0.4	2.3	127.1	133.6		
Fairbank Average				0.41	10.3	15.3	-0.6	2.3	138.3	144.9		
Terminal Average				0.27	9.41	13.7	-0.36	1.82	131.9	136.7		

FB - Fairbank HF - Hillcroft Farms OW - Old Woombi MV - Melton Vale  Top 30%  Top 20%  Top 10%

BUYER'S INSTRUCTION SLIP

Trading Name:

Contact Name:

Postal Address:

.....Post Code

Phone:

Agent's Name:

Lots Purchased

Lot	Price	Lot	Price

Delivery Instructions:

.....

Transfer: Y / N

Insurance: Y / N 30 days 3 months

6 months 12 months

Transit

Expected Delivery Date:

Carrier:

Buyers Signature:

Payment Due 24th November 2022.

No verbal instructions can be accepted.



Fairbank 210915 - Lot 27

Reserve Champion Bendigo
Interbreed Champion Ram Launceston
Champion Ram and Supreme Southdown
Royal Geelong National Southdown Show 2022



Champion Ram & Champion Ewe
Southdown National Show
Royal Geelong Show 2022



Rabobank, a proud supporter of the Fairbank Ram Sale

Call our Launceston team on 6323 1700



00536 / OCT 2022



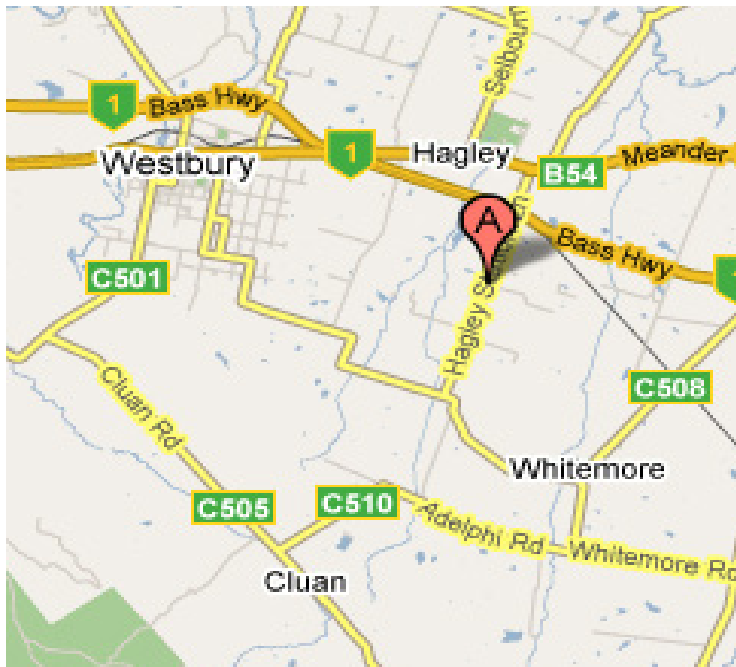
Fairbank "PETER"
Champion Southdown Ram,
Melbourne Royal Show, 1926.

Fairbank 190994

Australian Southdown Auction Record - sold for \$11,000
to Banquet Southdowns in 2020.



After over 90 years and 5 generations, breeding quality sheep still remains our focus!



174 Hagley Station Lane, Hagley, TAS

From the North West - Take Hagley exit, first left past the poppy factory, travel through Hagley, past school to roundabout. Turn right into Station Lane, (C507), Fairbank is approximately 2.5kms on right.

From Northern Midlands - Travel on Bass Highway, take Hagley exit, turn left at top of ramp (C507) over the railway line, Fairbank is 1.74kms on right.