



MORTON
STUDS • SCOTT & EMILY DAVIDSON •

BORDER LEICESTER STUD
Founded 1959

POLL DORSET STUD
Founded 1999



45TH ANNUAL
“MORTON” SALE

Wednesday, 12th October, 2022

Poll Dorsets - 12.30pm • Border Leicesters - 3.00pm

on the property of **“MORTON”**

490 Brooklyn Road, Lucindale, S.A.

Interfaced with  AuctionsPlus







MORTON
STUDS • SCOTT & EMILY DAVIDSON •

BORDER LEICESTER STUD
Flock No. 2656 • Founded 1959

POLL DORSET STUD
Flock No. 4236 • Founded 1999

6 BORDER LEICESTER STUD RAMS
120 BORDER LEICESTER FLOCK RAMS
3 POLL DORSET STUD RAMS
111 POLL DORSET FLOCK RAMS

Accredited free of Brucellosis No. 129
Market Assurance Program – MN3V
Vaccinated for Ovine Johne's Disease No. S99-V

Light luncheon provided

4% REBATE TO OUTSIDE AGENTS

Agents:

Scott Bittner
0428 673 128



Scott Christie
0428 400 411

Emily and Scott Davidson
"Morton", Box 143, Lucindale, S.A. 5272

WWW.MORTONSTUDS.COM.AU

Scott: 0407 185 330
Emily: 0427 400 646
Email: kalandra1@bigpond.com

PREFACE

BORDER LEICESTER

The name "Morton" was chosen for the stud and property name to commemorate the short life of John's great uncle, Morton Reginald Sandland, who was killed at Kokoda, New Guinea in World War II.

The "Morton" Border Leicester Stud (flock no. 2656) was founded in 1959 with the purchase of 13 stud ewes of mainly "Crymelon" blood from the "Tatakeeper" dispersal.

In 2002, Morton joined Lambplan, as an aid to select superior Border Leicesters using the **BORDER \$ index**.

"Morton" will continue to concentrate on producing early maturing Border Leicesters that have large frames and lower micron wool fleeces and correct conformation.

"Morton" has shown successfully at the Adelaide Royal Show since 1973, at Perth from 1974 to 1984, and occasionally at Albury, Melbourne, Hamilton, Launceston, Bendigo, Dubbo and local shows.

Stud rams have been sold to five States and South Africa.

POLL DORSET

The Morton Poll Dorset Stud was founded in 1999 with the purchase of the complete drop of ewe lambs from the dispersal of Harvey Nolan's "Woodend" Stud.

This was followed by the purchase of the complete "Brengeool" Stud of Frank Brennan in April 2000.

Both studs were in Lambplan, and it will be continued at Morton.

Regular AI programs have used the best rams available in Australia and New Zealand.

HEALTH STATUS & SUGGESTIONS

The Morton flock is accredited free of Brucellosis and tested to MN3V status for Ovine Johne's disease.

All sheep are vaccinated with 6 in 1 twice as lambs and annually thereafter. All sheep are treated at weaning with a selenium and cobalt pellet.

We have had great success in reducing arthritis in lambs by using **Zoetis Glenary 7 in 1 B12 vaccine**.

RECOMMENDATIONS TO CLIENTS

1. Drench all purchases with Ivomectin or Startec type drenches before release onto your pasture.
2. Vaccinate with 6 in 1 annually (If 6 in 1 is not normally used, the purchase of one pack is strongly suggested for your rams as many fatal diseases are covered by 6 in 1).
3. Feed all rams a ration of lupins for 6 weeks prior to mating.
4. Use extra nutritional care for young rams for their first year. (Remember Border Leicesters are only 13/14 months old at sale time – 4 months younger than terminal sires).
5. Keep new rams separate from older rams until after their first mating season.
6. Shear before summer. Provide shade.

TERMINAL CARCASS PRODUCTION (TCP) INDEX

The TCP index has been created to assist producers to achieve both gains in their major production traits, such as post-weaning weight and muscling, as well as focusing on key eating quality traits such as shear force (tenderness) and intramuscular fat (marbling).

The TCP index is designed to suit a production system where:

- all progeny are terminal
- improving growth and muscle is of commercial benefit
- increasing lean meat yield has a positive financial impact
- a small degree of emphasis is included to maintain or improve eating quality

THANKS TO OUR SPONSORS

Rabobank • Zoetis • Tapscott Rural Fencing

MEMORANDUM OF SIRES

BORDER LEICESTERS



**BORDER LEICESTER
NATIONAL SHOW AND SALE BENDIGO
FIRST PRIZE CLASS WINNERS**

MORTON	2019/059	BLX: 103.0
JACKSON	2020/020	BLX: 106.6
JOHNOS	2019/209	BLX: 140.
MORTON	2017/500	BLX: 112.68
INVERBRACKIE	2018/702	BLX: 146.75
BARINGA	2020/083	BLX :
MORTON	2020/658	BLX: 96.9
MORTON	2017/007	BLX: 107.45
JOHNOS 19/209	BLX 146.3 MAT \$166.5	PRICE: \$12,200

2021 PURCHASED SIRES

JACKSON 2020/400
BARINGA 2020/083

MEMORANDUM OF SIRES

POLL DORSETS



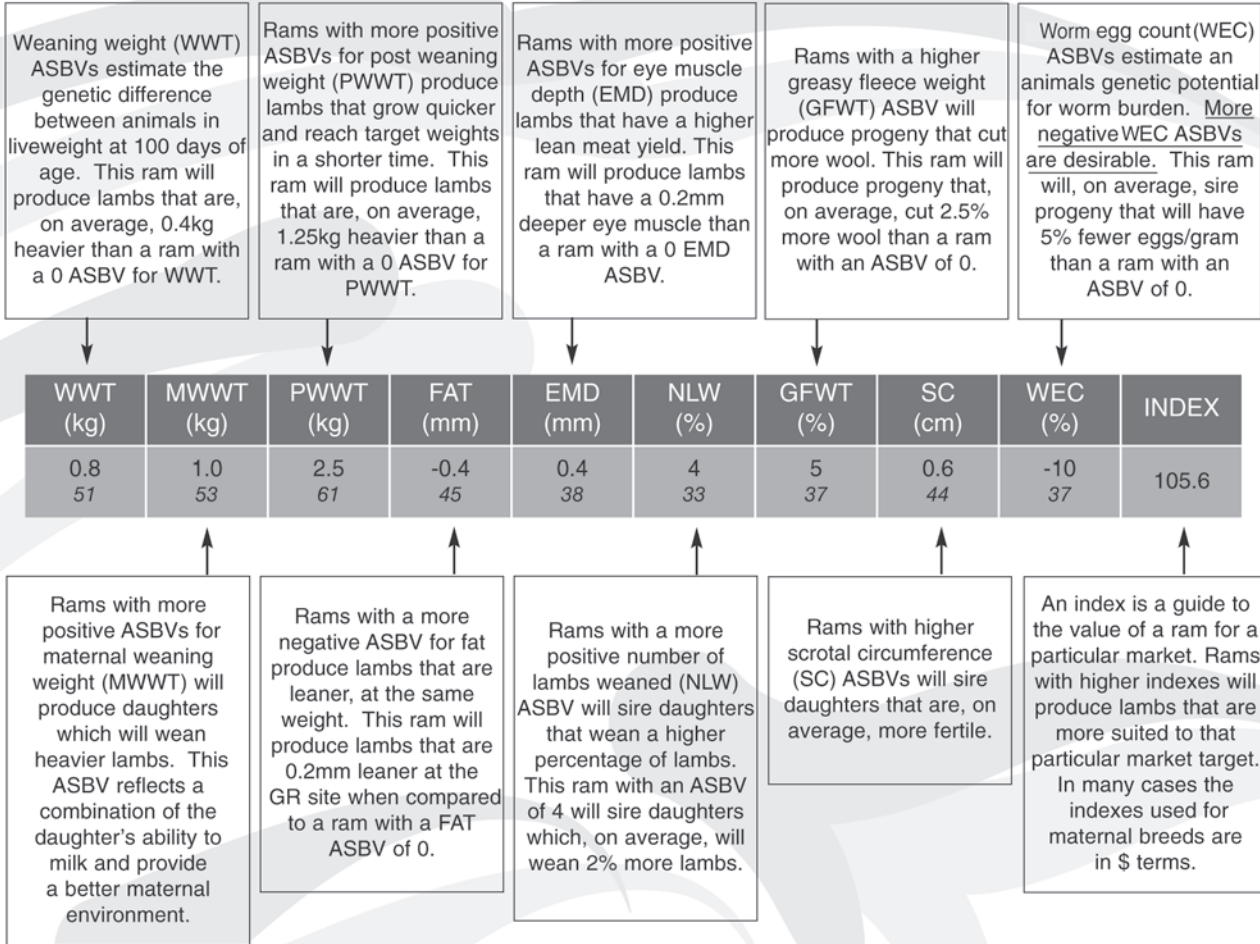
WOOLUMBOOL	2018/4887	TCP: 155.20
VALMA	2020/095	TCP: 159.93
BUNDARA DOWNS	2020/5512	TCP: 139.76
MORTON	2017/457	TCP: 122.56
WOOLUMBOOL	2016/2586	TCP: 153.14
MORTON	2018/436	TCP: 135.78
MORTON	2018/163	TCP: 126.92

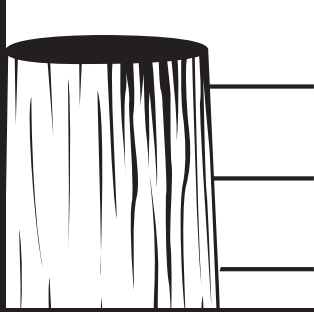
RECENTLY PURCHASED

RENE	2021/896	TCP: 136.7	PRICE: \$11,000
SMITHSTON	2020/1700	TCP: 140.8	PRICE: \$3000

RENE 2021/896 – \$11,000

Understanding LAMBPLAN Maternal ASBVs





TAPSCOTT

RURAL FENCING

Specialising in all types of rural fencing
including post driving and hole boring

Greg Tapscott : 0408 816 852

Email: greg@tapscottfencing.com.au

www.tapscottfencing.com.au

Border Leicester Cross (BLX)

The BLX index is for a first cross operation where maternal sires are joined to Merino dams, with the first cross female offspring then used in prime lamb systems joined to terminal sire rams. The index favours high early growth animals with good reproduction.

Typical trait changes with the BLX index include:

- maintaining fleece weight
- increasing growth
- increasing adult weight
- increasing maternal weaning weight
- improving carcase traits
- increasing number of lambs weaned

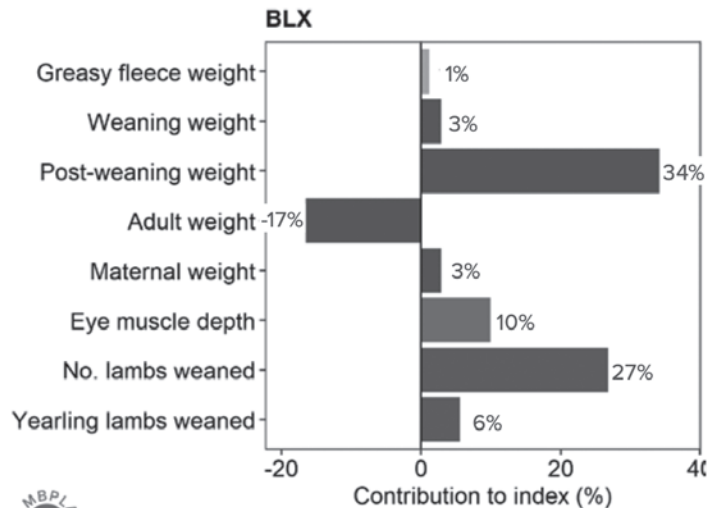
Figure 1 illustrates which traits are in the BLX index and how much they contribute to the overall balance of the index. The longer the bar, the greater the impact on the index, and the greater impact on the profitability of the production system.

BLX aims to maintain adult weight at current levels because bigger ewes have higher feed and animal handling costs. However, this is difficult to achieve in practice because bigger ewes also produce more lambs, which reach sale weight faster, so the index makes a trade-off to achieve an optimal balance across all traits.

The BLX Index cannot and should not be compared to the Maternal \$ Index you might see in other publications.

Figure 1 shows that increasing adult weight has a negative contribution on the index. However, individual ram breeders who measure early growth, adult weight and reproduction will have greater control over this balance.

Figure 1: The traits in the BLX index and how they contribute to the overall balance of the index



Updates to the BLX Index

Number of Lambs Weaned (NLW) has been replaced by an improved ASBV called Weaning Rate (WR). This new ASBV has been included in the BLX index.

Sheep Genetics has released a new trait that measures reproductive performance called Weaning Rate (WR). WR combines the traits of Conception (CON), Litter Size (LS) and Ewe Rearing Ability (ERA) into a single ASBV for selection. From 2022 onwards WR has replaced the previous trait of Number of Lambs Weaned (NLW) and has been included in the BLX index.

As a result of the introduction and inclusion of WR in the BLX index there have been changes in the percentiles for the analysis. You may notice that the 50th percentile for the analysis has changed compared to last year.

This ram sale season it will be important to use the percentile band table to re-benchmark what the percentiles are to assist with ram purchasing decisions.

To access the current percentile bands table please use the QR code below of the left. For further information on Weaning Rate please use the QR code on the right and refer to page 4 of the Sheep Genetics 2022 Analysis Enhancement Documentation.

Access the current First-Cross Sire Percentile Band Table



For more information on Weaning Rate



Report: Percentile Bands
Analysis: FIRST CROSS SIRE BREEDS
Analysis date: 01/09/2022



Band	BWT	MWWT	WWT	PWT	PFAT	PEMD	WR	BLX
1	-0.1	2.32	8.43	13.01	1.91	2.08	0.19	149.14
5	0.02	1.83	7.48	11.52	1.14	1.6	0.13	138.53
10	0.08	1.57	6.97	10.78	0.82	1.32	0.11	132.5
20	0.15	1.25	6.36	9.91	0.49	0.99	0.07	126.93
30	0.19	1.03	5.92	9.24	0.27	0.74	0.05	123.05
40	0.23	0.84	5.52	8.63	0.08	0.53	0.03	119.54
50	0.27	0.67	5.13	8.03	-0.08	0.34	0.01	115.86
60	0.3	0.5	4.73	7.38	-0.24	0.16	-0.01	111.51
70	0.34	0.33	4.29	6.62	-0.4	-0.01	-0.03	107.37
80	0.39	0.13	3.75	5.75	-0.58	-0.23	-0.05	103.55
90	0.45	-0.19	2.99	4.57	-0.85	-0.52	-0.07	99.61

ON-PROPERTY SALE - WEDNESDAY 12TH OCTOBER, 2022

6 STUD BORDER LEICESTER RAMS

Top 20% ASBV

Top 10% ASBV

Top 5% ASBV

LOT	RAM TAG	BT	DOB	SIRE	BWT	WWT	PWWT	PFAT	PEMD	WR	BLX	PURCHASER	PRICE
1	30	Tw	20/7/21	Glencorrie 12-18	0.42	7.14	11.04	-0.07	0.41	0.01	120.72		\$
2	539	S	17/8/21	Inverbrackie 4702-18	0.35	5.26	8.65	0.34	1.10	0.08	130.03		\$
3	510	S	13/8/21	Geraldine 64-15	0.45	6.01	8.29	0.10	0.72	-0.06	108.18		\$
4	183	Tw	31/7/21	Geraldine 64-15	0.46	5.68	7.50	0.42	0.04	-0.02	104.35		\$
5	148	S	29/7/21	Inverbrackie 4702-18	0.48	6.91	11.22	-0.02	0.34	0.11	129.71		\$
6	462	S	9/8/21	Inverbrackie 4702-18	0.48	6.21	10.10	0.61	1.48	0.07	133.24		\$

120 BORDER LEICESTER FLOCK RAMS

Australian Sheep Breeding Values (ASBV's)

 Top 20% ASBV

 Top 10% ASBV

 Top 5% ASBV

LOT	RAM TAG	BT	DOB	SIRE	BWT	WWT	PWWT	PFAT	PEMD	WR	BLX	PURCHASER	PRICE
7	9	Tw	17/7/21	Glencorrie 12-18	0.43	6.93	10.62	-0.81	-0.36	0.02	113.37		\$
8	222	S	2/8/21	Geraldine 64-15	0.34	3.72	4.52	-0.33	0.22	-0.04	102.60		\$

9	307	Tw	4/8/21	Mort Trump 500-17	0.53	5.28	7.17	-1.15	-0.65	0.06	113.53		\$
10	34	Tw	20/7/21	Glencorrie 12-18	0.34	6.43	9.98	-0.73	-0.33	0.04	113.49		\$

11	453	Tw	9/8/21	Inverbrackie 4702-18	0.30	5.62	8.64	0.32	1.34	0.12	132.73		\$
12	212	Tw	2/8/21	Inverbrackie 4702-18	0.34	5.02	8.01	0.52	1.39	0.10	131.12		\$

LOT	RAM TAG	BT	DOB	SIRE	BWT	WWT	PWWT	PFAT	PEMD	WR	BLX	PURCHASER	PRICE
13	620	S	28/8/21	Inverbrackie 4702-18	0.45	6.00	9.82	0.60	0.86	0.09	129.78		\$
14	117	Tw	27/7/21	Johnos 209-19	0.42	6.36	9.79	-0.42	0.61	0.08	127.09		\$
15	337	Tw	5/8/21	Inverbrackie 4702-18	0.38	5.58	8.79	0.24	1.13	0.14	137.10		\$

16	448	S	9/8/21	Glencorrie 12-18	0.26	6.19	9.44	-0.33	-0.34	0.05	115.68		\$
17	59	S	23/7/21	Johnos 209-19	0.44	6.15	9.77	-0.26	0.56	0.06	123.52		\$
18	485	Tw	10/8/21	Unknown	0.26	4.35	7.12	-0.44	-0.03	0.01	111.84		\$

19	367	Tw	6/8/21	Inverbrackie 4702-18	0.44	5.92	10.37	0.21	0.69	0.13	131.98		\$
20	151	Trip	29/7/21	Inverbrackie 4702-18	0.41	6.16	9.65	0.10	0.67	0.16	132.39		\$
21	480	Tw	10/8/21	Inverbrackie 4702-18	0.28	6.05	9.41	0.10	1.39	0.07	128.14		\$

22	201	S	1/8/21	Glencorrie 12-18	0.40	6.32	10.21	-0.39	-0.14	0.06	114.50		\$
23	483	S	10/8/21	Inverbrackie 4702-18	0.32	5.61	8.07	0.13	0.89	0.10	126.38		\$
24	136	Tw	28/7/21	Inverbrackie 4702-18	0.44	5.24	8.39	0.44	0.61	0.07	123.67		\$

LOT	RAM TAG	BT	DOB	SIRE	BWT	WWT	PWWT	PFAT	PEMD	WR	BLX	PURCHASER	PRICE
25	599	S	24/8/21	Johnos 209-19	0.40	5.75	8.33	-0.81	-0.36	0.05	119.09		\$
26	270	Tw	3/8/21	Glencorrie 12-18	0.30	6.60	10.03	-0.50	-0.28	0.01	114.00		\$
27	220	Tw	2/8/21	Inverbrackie 4702-18	0.22	4.81	7.36	0.43	1.29	0.07	126.75		\$

28	389	Tw	7/8/21	Glencorrie 12-18	0.43	6.76	9.91	-1.15	-0.81	0.02	111.89		\$
29	369	Tw	6/8/21	Johnos 209-19	0.42	6.34	9.50	-0.66	0.08	0.07	125.32		\$
30	421	Tw	7/8/21	Inverbrackie 4702-18	0.44	5.42	8.90	-0.13	0.96	0.10	130.97		\$

31	120	S	27/7/21	Glencorrie 12-18	0.35	5.74	8.87	-0.59	0.39	0.00	111.67		\$
32	208	S	1/8/21	Johnos 209-19	0.35	6.14	8.99	-0.47	0.76	0.08	130.07		\$
33	153	Tw	29/7/21	Glencorrie 12-18	0.53	6.51	10.48	-0.32	-0.32	0.02	113.99		\$

34	139	Tw	28/7/21	Johnos 209-19	0.34	6.14	9.16	-0.26	0.54	0.05	122.19		\$
35	519	Tw	14/8/21	Inverbrackie 4702-18	0.39	5.79	10.16	0.81	1.76	0.06	133.25		\$
36	114	S	27/7/21	Johnos 209-19	0.24	4.96	7.81	0.01	0.85	0.03	123.78		\$

LOT	RAM TAG	BT	DOB	SIRE	BWT	WWT	PWWT	PFAT	PEMD	WR	BLX	PURCHASER	PRICE
37	446	S	9/8/21	Inverbrackie 4702-18	0.42	5.83	9.25	0.53	1.19	0.06	126.62		\$
38	17	Tw	18/7/21	Glencorrie 12-18	0.30	5.49	8.89	-0.76	-0.23	0.06	114.33		\$
39	368	Tw	6/8/21	Inverbrackie 4702-18	0.49	6.19	10.75	0.41	1.07	0.12	133.39		\$

40	463	S	9/8/21	Geraldine 64-15	0.38	4.65	6.08	-0.20	0.31	-0.06	99.95		\$
41	32	Tw	20/7/21	Glencorrie 12-18	0.37	5.94	9.63	-0.08	-0.08	0.04	112.75		\$
42	176	Tw	31/7/21	Inverbrackie 4702-18	0.35	5.11	8.61	0.20	0.89	0.10	127.11		\$

43	523	S	14/8/21	Inverbrackie 4702-18	0.28	5.44	8.20	0.45	0.75	0.09	125.30		\$
44	492	Tw	11/8/21	Inverbrackie 4702-18	0.44	5.95	9.25	0.84	1.71	0.08	134.60		\$
45	262	S	3/8/21	Inverbrackie 4702-18	0.35	5.61	9.18	0.40	0.97	0.08	128.63		\$

46	320	Trip	5/8/21	Geraldine 64-15	0.30	4.39	6.21	0.83	0.83	0.04	113.97		\$
47	152	S	29/7/21	Inverbrackie 4702-18	0.36	5.24	8.15	0.03	0.65	0.10	129.04		\$
48	541	Tw	17/8/21	Inverbrackie 4702-18	0.43	5.54	8.52	0.32	0.98	0.07	124.80		\$

LOT	RAM TAG	BT	DOB	SIRE	BWT	WWT	PWWT	PFAT	PEMD	WR	BLX	PURCHASER	PRICE
49	568	Tw	20/8/21	Inverbrackie 4702-18	0.32	4.59	7.67	0.73	1.50	0.09	131.90		\$
50	491	Tw	11/8/21	Inverbrackie 4702-18	0.32	5.20	7.71	0.35	1.58	0.09	132.04		\$
51	489	S	11/8/21	Inverbrackie 4702-18	0.35	4.98	7.63	-0.42	0.97	0.07	123.17		\$

52	247	Tw	3/8/21	Glencorrie 12-18	0.32	5.98	9.39	-0.56	-0.47	0.03	110.72		\$
53	619	S	28/8/21	Geraldine 64-15	0.32	3.60	4.65	-0.01	0.43	-0.05	100.60		\$
54	529	Tw	15/8/21	Geraldine 64-15	0.39	4.31	5.86	-0.08	0.23	-0.04	102.28		\$

55	347	Tw	5/8/21	Inverbrackie 4702-18	0.36	4.39	7.39	0.76	1.34	0.10	129.00		\$
56	206	S	1/8/21	Johnos 209-19	0.33	6.19	9.27	-0.09	0.40	0.06	124.14		\$
57	566	Tw	20/8/21	Inverbrackie 4702-18	0.39	5.81	9.70	0.32	1.35	0.10	135.08		\$

58	349	S	5/8/21	Inverbrackie 4702-18	0.33	4.50	8.13	0.65	1.43	0.12	129.67		\$
59	413	Tw	7/8/21	Inverbrackie 4702-18	0.37	4.93	8.46	0.09	1.14	0.11	131.32		\$
60	336	Tw	5/8/21	Inverbrackie 4702-18	0.37	5.12	8.03	0.16	0.92	0.14	134.74		\$

LOT	RAM TAG	BT	DOB	SIRE	BWT	WWT	PWWT	PFAT	PEMD	WR	BLX	PURCHASER	PRICE
61	122	Tw	27/7/21	Johnos 209-19	0.28	5.41	8.83	0.29	0.59	0.05	125.15		\$
62	488	Tw	11/8/21	Glencorrie 12-18	0.28	5.44	8.63	-0.32	-0.30	0.02	110.69		\$
63	575	Tw	21/8/21	Geraldine 64-15	0.36	4.04	5.30	0.57	0.03	-0.02	100.00		\$

64	128	Tw	27/7/21	Glencorrie 12-18	0.34	5.05	8.65	0.21	0.21	0.05	114.92		\$
65	124	Tw	27/7/21	Johnos 209-19	0.30	5.73	8.78	-0.38	-0.25	0.08	122.74		\$
66	216	Tw	2/8/21	Glencorrie 12-18	0.32	6.64	9.61	-0.67	-0.46	0.04	116.31		\$

67	238	Tw	2/8/21	Inverbrackie 4702-18	0.27	4.80	7.71	0.26	0.70	0.11	125.55		\$
68	362	Tw	5/8/21	Johnos 209-19	0.37	7.13	10.94	-0.35	0.23	0.07	129.17		\$
69	204	Tw	1/8/21	Geraldine 64-15	0.30	3.84	5.45	0.82	0.83	-0.03	103.29		\$

70	572	Qd	20/8/21	Mort Trump 500-17	0.37	4.89	6.66	-0.83	-0.28	0.01	107.64		\$
71	123	Tw	27/7/21	Johnos 209-19	0.31	6.16	9.29	-0.47	-0.21	0.08	123.76		\$
72	634	Tw	5/9/21	Glencorrie 12-18	0.30	5.62	8.46	-0.65	-0.14	0.02	112.50		\$

LOT	RAM TAG	BT	DOB	SIRE	BWT	WWT	PWWT	PFAT	PEMD	WR	BLX	PURCHASER	PRICE
73	54	Tw	23/7/21	Glencorrie 12-18	0.36	6.42	10.07	-0.68	-0.50	0.07	114.65		\$
74	264	Tw	3/8/21	Inverbrackie 4702-18	0.23	5.41	8.13	0.31	1.54	0.08	127.38		\$
75	601	Tw	23/8/21	Geraldine 64-15	0.37	4.71	6.29	0.50	0.44	-0.01	109.30		\$

76	144	S	29/7/21	Mort Trump 500-17	0.35	4.24	5.82	-0.93	-0.82	-0.01	102.75		\$
77	348	S	5/8/21	Johnos 209-19	0.40	5.75	8.45	-0.31	0.13	0.03	119.55		\$
78	66	Tw	24/7/21	Johnos 209-19	0.17	4.11	6.97	0.38	1.35	0.03	121.85		\$

79	513	Tw	13/8/21	Glencorrie 12-18	0.42	6.40	10.08	-0.25	0.14	0.02	116.34		\$
80	154	Tw	29/7/21	Glencorrie 12-18	0.50	5.97	9.81	-0.35	-0.35	0.02	112.80		\$
81	598	Tw	24/8/21	Glencorrie 12-18	0.37	5.60	8.90	-0.15	-0.47	0.04	110.81		\$

82	125	Tw	27/7/21	Inverbrackie 4702-18	0.31	5.73	9.19	0.51	0.74	0.09	128.08		\$
83	165	Tw	30/7/21	Inverbrackie 4702-18	0.31	5.19	7.78	0.06	0.45	0.11	126.37		\$
84	283	Tw	3/8/21	Inverbrackie 4702-18	0.27	5.00	8.63	0.59	1.06	0.11	131.53		\$

LOT	RAM TAG	BT	DOB	SIRE	BWT	WWT	PWWT	PFAT	PEMD	WR	BLX	PURCHASER	PRICE
85	277	Trip	3/8/21	Inverbrackie 4702-18	0.35	4.52	7.59	0.03	0.84	0.15	132.69		\$
86	13	Tw	20/7/21	Johnos 209-19	0.38	5.55	7.99	-0.33	-0.08	0.07	116.64		\$
87	288	Tw	4/8/21	Johnos 209-19	0.28	4.47	6.60	-0.10	0.27	0.06	119.40		\$

88	374	Tw	6/8/21	Geraldine 64-15	0.29	4.65	6.33	1.11	1.21	-0.02	108.78		\$
89	161	Tw	29/7/21	Glencorrie 12-18	0.44	6.07	9.16	-0.77	-0.67	0.03	111.63		\$
90	428	Tw	8/8/21	Glencorrie 12-18	0.31	5.29	8.10	-0.61	-0.16	0.01	109.89		\$

91	503	Trip	11/8/21	Geraldine 64-15	0.52	6.10	8.50	-0.01	0.20	-0.03	109.11		\$
92	268	Trip	1/8/21	Glencorrie 12-18	0.27	5.46	8.36	-0.18	-0.62	0.05	108.60		\$
93	116	Tw	27/7/21	Johnos 209-19	0.34	5.77	8.33	-0.61	0.02	0.07	122.49		\$

94	316	Tw	4/8/21	Inverbrackie 4702-18	0.22	4.35	7.64	0.49	1.16	0.09	127.10		\$
95	181	Tw	31/7/21	Johnos 209-19	0.31	6.52	9.69	-0.56	0.18	0.07	123.79		\$
96	280	Tw	3/8/21	Inverbrackie 4702-18	0.30	3.83	6.16	0.69	0.69	0.14	129.10		\$

LOT	RAM TAG	BT	DOB	SIRE	BWT	WWT	PWWT	PFAT	PEMD	WR	BLX	PURCHASER	PRICE
97	166	S	30/7/21	Geraldine 64-15	0.34	3.49	3.81	-0.32	0.03	-0.04	98.03		\$
98	461	Tw	9/8/21	Glencorrie 12-18	0.35	4.73	7.61	-0.55	-0.42	0.03	106.65		\$
99	43	Tw	22/7/21	Glencorrie 12-18	0.33	6.13	9.78	-0.01	0.11	0.06	117.73		\$

100	343	S	5/8/21	Geraldine 64-15	0.43	4.93	6.84	-0.37	0.01	-0.02	104.04		\$
101	593	Tw	23/8/21	Mort Trump 500-17	0.44	5.61	7.41	-1.10	-0.56	0.04	113.37		\$
102	90	Tw	26/7/21	Glencorrie 12-18	0.28	6.45	10.08	-0.45	-0.27	0.02	116.17		\$

103	199	Tw	1/8/21	Geraldine 64-15	0.39	4.93	6.73	0.03	0.55	-0.03	107.32		\$
104	429	Tw	8/8/21	Geraldine 64-15	0.30	4.21	5.96	0.05	0.25	0.00	105.27		\$
105	332	Tw	5/8/21	Geraldine 64-15	0.29	3.78	5.19	0.83	0.67	-0.05	105.67		\$

106	537	Tw	7/8/21	Mort Trump 500-17	0.55	5.91	8.27	-0.04	-0.44	0.00	110.13		\$
107	381	Tw	6/8/21	Geraldine 64-15	0.45	5.10	6.54	-0.51	0.10	0.01	109.08		\$
108	52	S	23/7/21	Johnos 209-19	0.41	5.91	9.17	-0.74	-0.10	0.03	119.61		\$

LOT	RAM TAG	BT	DOB	SIRE	BWT	WWT	PWWT	PFAT	PEMD	WR	BLX	PURCHASER	PRICE
109	505	Tw	12/8/21	Glencorrie 12-18	0.38	5.34	7.23	-0.79	-0.78	0.01	106.99		\$
110	323	Tw	5/8/21	Geraldine 64-15	0.27	3.70	4.75	0.01	0.48	-0.01	105.49		\$
111	265	S	3/8/21	Unknown	0.11	4.45	7.20	-0.33	0.43	-0.07	104.11		\$

112	290	Tw	4/8/21	Inverbrackie 4702-18	0.42	4.74	7.25	-0.16	0.74	0.10	126.97		\$
113	7	Tw	16/7/21	Johnos 209-19	0.23	5.44	8.38	-0.06	0.73	0.03	121.75		\$
114	322	Tw	5/8/21	Johnos 209-19	0.34	6.35	9.33	-0.62	0.39	0.07	127.63		\$

115	378	Tw	6/8/21	Inverbrackie 4702-18	0.31	4.49	7.71	0.42	0.90	0.11	128.69		\$
116	353	Tw	5/8/21	Inverbrackie 4702-18	0.27	5.35	8.01	0.83	1.50	0.10	129.81		\$
117	138	Tw	28/7/21	Johnos 209-19	0.31	5.69	8.95	0.34	0.85	0.06	123.98		\$

118	509	Tw	12/8/21	Geraldine 64-15	0.28	3.61	5.06	0.39	-0.01	-0.02	101.16		\$
119	408	Tw	7/8/21	Inverbrackie 4702-18	0.35	4.73	7.10	0.68	1.11	0.10	127.03		\$
120	535	Tw	16/8/21	Inverbrackie 4702-18	0.32	4.40	6.23	0.14	0.71	0.10	122.28		\$

LOT	RAM TAG	BT	DOB	SIRE	BWT	WWT	PWWT	PFAT	PEMD	WR	BLX	PURCHASER	PRICE
121	329	Tw	5/8/21	Johnos 209-19	0.40	5.44	8.63	-0.54	-0.03	0.08	120.28		\$
122	630	Tw	3/9/21	Inverbrackie 4702-18	0.35	4.54	7.87	0.61	1.01	0.13	130.63		\$
123	131	Tw	28/7/21	Johnos 209-19	0.20	4.80	7.40	-0.29	0.92	0.03	122.54		\$

124	228	Tw	2/8/21	Geraldine 64-15	0.35	4.67	6.60	0.87	0.77	-0.02	109.16		\$
125	48	Trip	22/7/21	Johnos 209-19	0.29	5.77	9.13	0.03	0.56	0.12	127.64		\$
126	610	S	27/8/21	Johnos 209-19	0.32	4.92	7.44	-0.71	0.20	0.00	112.36		\$

NOTES

LAMBPLAN

How to read a LAMBPLAN report Terminal

Animals with low birth weight EBVs produce smaller lambs with potentially less lambing problems due to birth size.

Animals with positive EBVs for growth produce lambs that grow quicker and reach target weights in a shorter time. This ram will produce lambs that are 2.75 kgs heavier than a ram with a 0 EBV for growth.

An index is a guide to the value of a ram for a particular market target, rams with higher indexes will produce lambs that are more suited to that particular market.

Lot Number	Tag Number	Birth Weight (kgs)	Weaning Weight (kgs)	Growth (kgs)	Fat (mm)	Eye Muscle Depth (mm)	Index
2	01000	0.04	4.0	5.5	-1.5	1.0	154.6

Tag number of the ram showing the year of birth and the identification.

Animals with positive EBVs for Weaning Weight (wwt) produce lambs that grow quicker to weaning. This ram will produce lambs that are 2kg heavier than a ram with a 0 EBV for growth.

Rams with a negative EBV for fat produce lambs that are leaner, independent of the weight of a lamb. This ram will produce lambs that are 0.75 mm leaner at the GR site when compared to a ram at 0.

Rams with a positive eye muscle depth figure produce lambs that have more muscle in their carcass independent of weight. This ram will produce lambs that have a 0.5mm deeper eye muscle.

Terminal Carcass Production (TCP) index

Replacement for Carcass Plus

Key points

- ✔ Carcass Plus has been an important index for the sheepmeat industry but it has been found to have a negative impact on eating quality. Because of this and the industry's focus on delivering high eating quality outcomes for consumers, the index will be retired in March 2020.
- ✔ Carcass Plus will be replaced with the Terminal Carcass Production index. To assist in the transition between indexes both Carcass Plus and Terminal Carcass Production will be available for the 2019 ram buying season.
- ✔ The Terminal Carcass Production (TCP) index will give similar improvements in growth and lean meat yield as Carcass Plus while also maintaining eating quality.

What is the new TCP index?

Indexes help producers select animals for use within a breeding program when there are a range of traits of economic or functional importance. This ensures that genetic gain in one trait is not made in isolation from other traits. Using indexes in ram purchasing decisions allow producers to make balanced genetic progress towards more profitable sheep.

The TCP index has been created to assist producers to achieve both gains in their major production traits, such as post-weaning weight and muscling, as well as ensuring consumer satisfaction from lamb is maintained through focusing on key eating quality traits such as shear force (tenderness) and intramuscular fat (marbling).

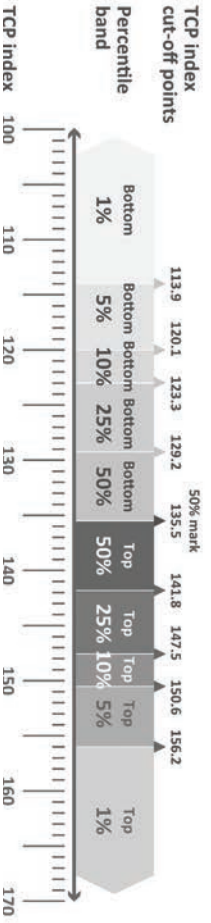
The TCP index is designed to suit a production system where:

- ✔ all progeny are terminal
- ✔ improving growth and muscle is of commercial benefit
- ✔ increasing lean meat yield has a positive financial impact
- ✔ a small degree of emphasis is included to maintain or improve eating quality.

Using the TCP index

The TCP index, unlike Carcass Plus, is on a scale that is aligned with other Sheep Genetics' indexes and is represented in economic terms with a unit increase in the index reflecting an additional dollar per ewe joined per year. To assist in comparing rams, Sheep Genetics recommends using a percentile band table as reference. The figure below, which is based on the percentile band table, highlights the TCP index value for significant percentiles for the 2018 drop animals.

Percentile band range graphic for TCP index 2018 drop animals



Report: Percentile Bands
Analysis: **TERMINAL**
Analysis date: **01/10/2022**



Band	BWT	WWT	PWT	PFAT	PEMD	LMY	TCP
1	-0.5	12.66	19.46	1.1	4.11	5.4	158.48
5	-0.31	11.76	18.07	0.57	3.46	4.74	153.55
10	-0.02	11.29	17.34	0.33	3.11	4.4	150.72
20	0.16	10.72	16.45	0.07	2.68	4	146.98
30	0.23	10.29	15.76	-0.11	2.36	3.71	143.93
40	0.29	9.9	15.13	-0.26	2.09	3.46	141.1
50	0.33	9.49	14.48	-0.4	1.84	3.22	138.36
60	0.38	9.01	13.72	-0.53	1.59	2.95	135.51
70	0.42	8.42	12.75	-0.66	1.34	2.63	132.44
80	0.47	7.63	11.44	-0.82	1.04	2.18	128.71
90	0.54	6.44	9.66	-1.03	0.66	1.51	123.78

3 POLL DORSET STUD RAMS

Australian Sheep Breeding Values (ASBV's) Indexes

Top 20% ASBV

Top 10% ASBV

Top 5% ASBV

LOT	RAM TAG	BT	D.O.B	SIRE	BWT	WWT	PWWT	PFAT	PEMD	LMY	TCP	PURCHASER	PRICE
201	156	S	31/5/21	Woolumbool 4887-18	0.41	10.0	14.6	-0.8	3.1	4.53	147.1		\$
202	388	S	18/6/21	Woolumbool 4887-18	0.48	11.0	16.3	-0.7	2.6	4.23	149.5		\$
203	225	S	5/6/21	Woolumbool 4887-18	0.47	10.4	15.5	-1.0	2.3	4.13	145.9		\$



CASTEC

Rural Supplies

Naracoorte: 08 8762 0266 • Lucindale: 08 8766 2345 • Penola: 08 8737 3333

Kingston: 08 8767 2499 • Mt Gambier: 08 8723 3744

111 POLL DORSET FLOCK RAMS

Australian Sheep Breeding Values (ASBV's) Indexes

Top 20% ASBV

Top 10% ASBV

Top 5% ASBV

LOT	RAM TAG	BT	D.O.B	SIRE	BWT	WWT	PWWT	PFAT	PEMD	LMY	TCP	PURCHASER	PRICE
204	349	S	15/6/21	Morton 163-18	0.41	7.7	12.5	-0.7	1.7	3.20	133.8		\$
205	342	Tw	14/6/21	Morton 163-18	0.46	8.6	13.0	-0.9	1.4	3.67	132.5		\$
206	350	Tw	15/6/21	Mullinger 528-19	0.53	10.0	15.0	-0.8	1.1	3.92	131.1		\$

207	187	S	2/6/21	Woolumbbool 4887-18	0.50	9.7	15.0	-0.7	2.5	3.60	148.9		\$
208	396	S	20/6/21	Woolumbbool 2686-16	0.51	10.7	16.4	-1.5	1.6	4.98	143.9		\$
209	234	S	5/6/21	Woolumbbool 4887-18	0.37	9.8	15.0	-0.6	2.9	3.99	146.9		\$

210	296	S	10/6/21	Woolumbbool 4887-18	0.42	10.1	15.1	-0.6	2.8	3.81	150.2		\$
211	381	Tw	18/6/21	Morton 163-18	0.65	10.6	16.0	-1.1	0.9	3.97	136.7		\$
212	68	S	27/5/21	Woolumbbool 4887-18	0.44	9.8	14.9	-0.5	2.9	3.75	145.5		\$

LOT	RAM TAG	BT	D.O.B	SIRE	BWT	WWT	PWWT	PFAT	PEMD	LMY	TCP	PURCHASER	PRICE
213	78	Tw	27/5/21	Woolumbool 4887-18	0.39	10.7	15.9	-1.1	2.8	4.80	149.2		\$
214	46	S	25/5/21	Woolumbool 4887-18	0.41	9.7	15.0	-0.7	2.4	3.65	145.0		\$
215	131	Tw	30/5/21	Woolumbool 4887-18	0.42	9.9	15.3	-1.2	2.6	4.49	148.9		\$

216	455	Tw	2/7/21	Mullinger 528-19	0.54	9.9	14.9	-0.8	1.1	3.64	128.0		\$
217	409	S	21/6/21	Morton 436-18	0.54	9.5	14.1	-1.0	2.0	4.31	137.4		\$
218	291	Tw	10/6/21	Woolumbool 4887-18	0.36	10.3	15.7	-0.8	2.5	3.84	146.9		\$

219	424	Tw	23/6/21	Morton Leigh 457-17	0.59	8.0	11.7	-1.1	0.6	3.28	128.5		\$
220	43	S	25/5/21	Woolumbool 4887-18	0.27	9.1	13.6	-0.4	3.0	3.46	146.9		\$
221	282	S	9/6/21	Woolumbool 4887-18	0.40	9.6	14.7	-1.1	2.1	3.99	146.0		\$

222	42	S	25/5/21	Woolumbool 4887-18	0.32	8.4	12.5	-0.6	2.7	3.42	141.6		\$
223	451	S	30/6/21	Morton Leigh 457-17	0.59	8.4	12.1	-1.2	1.0	3.54	134.5		\$
224	38	Tw	24/5/21	Woolumbool 4887-18	0.44	11.6	17.9	-0.8	2.9	4.78	153.8		\$

LOT	RAM TAG	BT	D.O.B	SIRE	BWT	WWT	PWWT	PFAT	PEMD	LMY	TCP	PURCHASER	PRICE
225	79	S	27/5/21	Woolumbool 4887-18	0.48	9.9	15.0	-0.4	2.7	3.53	149.0		\$
226	201	S	3/6/21	Woolumbool 4887-18	0.44	10.7	16.8	-0.9	2.4	4.26	150.3		\$
227	147	S	31/5/21	Woolumbool 4887-18	0.45	10.2	15.5	-1.0	2.7	4.37	148.9		\$

228	140	S	31/5/21	Woolumbool 4887-18	0.44	11.3	16.7	-0.5	2.8	4.25	148.1		\$
229	9	S	21/5/21	Woolumbool 4887-18	0.49	11.9	17.9	-1.4	1.9	4.57	151.6		\$
230	40	Tw	24/5/21	Woolumbool 4887-18	0.35	10.2	15.8	-0.7	3.0	4.28	150.4		\$

231	115	Tw	29/5/21	Woolumbool 4887-18	0.42	10.3	15.7	-0.8	3.3	4.57	152.1		\$
232	114	Tw	29/5/21	Woolumbool 4887-18	0.33	10.0	15.3	-0.7	3.3	4.44	152.3		\$
233	150	Tw	31/5/21	Woolumbool 4887-18	0.37	9.3	14.2	-0.8	3.0	4.04	147.2		\$

234	458	Tw	2/7/21	Woolumbool 4887-18	0.33	8.7	13.5	-0.6	2.8	3.35	148.3		\$
235	197	Tw	3/6/21	Woolumbool 4887-18	0.32	9.3	14.2	-0.4	3.0	3.64	148.3		\$
236	51	Tw	26/5/21	Woolumbool 4887-18	0.26	8.5	13.7	-0.8	2.7	3.61	147.0		\$

LOT	RAM TAG	BT	D.O.B	SIRE	BWT	WWT	PWWT	PFAT	PEMD	LMY	TCP	PURCHASER	PRICE
237	179	S	1/6/21	Woolumbool 4887-18	0.35	9.0	13.5	-0.3	3.1	3.34	148.0		\$
238	299	S	11/6/21	Morton 163-18	0.42	9.1	13.5	-0.4	2.1	3.59	135.8		\$
239	122	Tw	30/5/21	Woolumbool 4887-18	0.36	10.2	15.4	-0.8	2.7	4.21	147.2		\$

240	34	Tw	24/5/21	Woolumbool 4887-18	0.37	9.4	14.2	-0.6	2.8	3.69	149.5		\$
241	378	Tw	17/6/21	Mullinger 528-19	0.49	9.4	14.0	-0.9	1.1	3.71	126.2		\$
242	316	Tw	12/6/21	Mullinger 528-19	0.57	9.7	14.7	-0.6	1.2	3.57	129.8		\$

243	120	S	30/5/21	Woolumbool 4887-18	0.38	9.9	15.3	-1.1	2.2	4.13	145.3		\$
244	117	Tw	29/5/21	Woolumbool 4887-18	0.28	8.8	13.2	-0.5	2.8	3.43	144.1		\$
245	339	S	13/6/21	Morton 163-18	0.30	7.5	11.2	-0.6	1.3	2.68	128.4		\$

246	157	S	20/5/21	Woolumbool 4887-18	0.28	10.0	15.4	-0.2	3.6	3.73	152.3		\$
247	368	Tw	17/6/21	Woolumbool 4887-18	0.41	10.0	15.1	-0.6	3.0	4.00	147.4		\$
248	1	S	18/5/21	Woolumbool 4887-18	0.33	9.7	14.8	-0.8	3.0	4.08	152.4		\$

LOT	RAM TAG	BT	D.O.B	SIRE	BWT	WWT	PWWT	PFAT	PEMD	LMY	TCP	PURCHASER	PRICE
249	22	Tw	23/5/21	Woolumbool 4887-18	0.44	10.0	15.2	-0.8	3.1	4.21	153.5		\$
250	164	S	31/5/21	Woolumbool 4887-18	0.26	8.8	13.5	-0.2	3.4	3.51	144.6		\$
251	338	Tw	13/6/21	Mullinger 528-19	0.43	8.9	13.2	-0.6	1.4	3.50	129.1		\$

252	268	Tw	8/6/21	Woolumbool 4887-18	0.38	9.4	13.7	-0.9	2.8	4.20	142.6		\$
253	328	Tw	13/6/21	Morton Leigh 457-17	0.60	7.7	11.5	-1.1	0.8	3.00	127.6		\$
254	394	Tw	20/6/21	Morton Leigh 457-17	0.54	7.2	11.3	-0.9	1.0	2.87	131.3		\$

255	303	Tw	11/6/21	Morton 436-18	0.42	7.8	11.9	-1.4	1.2	3.71	130.5		\$
256	411	Tw	21/6/21	Morton 436-18	0.43	8.8	13.7	-0.9	1.6	3.85	134.0		\$
257	24	S	24/5/21	Woolumbool 4887-18	0.46	11.3	17.2	-0.8	2.4	4.24	150.4		\$

258	109	Tw	29/5/21	Woolumbool 4887-18	0.31	9.2	14.9	-0.9	1.8	3.46	144.1		\$
259	146	S	31/5/21	Woolumbool 4887-18	0.32	9.4	14.3	-0.5	2.9	3.82	146.5		\$
260	387	Tw	18/6/21	Woolumbool 4887-18	0.35	9.2	13.8	-0.6	2.6	3.72	141.8		\$

LOT	RAM TAG	BT	D.O.B	SIRE	BWT	WWT	PWWT	PFAT	PEMD	LMY	TCP	PURCHASER	PRICE
261	429	Tw	24/6/21	Woolumbool 4887-18	0.54	11.4	17.1	-1.0	2.2	4.43	147.7		\$
262	61	S	26/5/21	Woolumbool 4887-18	0.43	10.4	15.7	-0.8	2.5	4.05	148.8		\$
263	136	Tw	30/5/21	Woolumbool 4887-18	0.48	9.9	15.1	-1.1	2.6	4.32	150.5		\$

264	184	S	2/6/21	Woolumbool 4887-18	0.36	9.9	15.4	-0.8	3.3	4.18	152.9		\$
265	209	Tw	3/6/21	Woolumbool 4887-18	0.47	10.4	15.5	-0.5	3.1	3.96	152.4		\$
266	31	Tw	24/5/21	Woolumbool 4887-18	0.43	11.5	17.3	-0.9	3.2	5.02	155.8		\$

267	83	Tw	28/5/21	Woolumbool 4887-18	0.40	11.1	16.8	-0.5	3.0	4.31	152.8		\$
268	205	Tw	3/6/21	Woolumbool 4887-18	0.40	9.7	15.0	-0.9	2.9	4.20	148.3		\$
269	222	Tw	4/6/21	Woolumbool 4887-18	0.42	10.7	16.1	-0.6	2.8	4.26	148.7		\$

270	75	Tw	27/5/21	Woolumbool 4887-18	0.32	9.1	14.2	-0.3	2.9	3.21	149.9		\$
271	246	S	6/6/21	Woolumbool 4887-18	0.44	10.2	15.3	-0.6	2.4	3.80	148.1		\$
272	170	Tw	1/6/21	Woolumbool 4887-18	0.47	10.0	15.1	-0.8	2.2	3.63	147.4		\$

LOT	RAM TAG	BT	D.O.B	SIRE	BWT	WWT	PWWT	PFAT	PEMD	LMY	TCP	PURCHASER	PRICE
273	275	Tw	7/6/21	Woolumbool 4887-18	0.50	10.5	16.4	-1.2	1.8	4.13	149.5		\$
274	28	S	24/5/21	Woolumbool 4887-18	0.41	10.4	15.7	-1.1	2.7	4.52	148.8		\$
275	430	Tw	24/6/21	Woolumbool 4887-18	0.51	11.6	17.3	-1.1	2.3	4.74	149.1		\$

276	132	Tw	30/5/21	Woolumbool 4887-18	0.37	9.7	15.3	-0.9	2.8	4.24	149.5		\$
277	307	Tw	11/6/21	Woolumbool 4887-18	0.26	8.5	12.8	-0.6	3.1	3.87	147.0		\$
278	239	Tw	5/6/21	Woolumbool 4887-18	0.38	9.5	14.8	-1.0	2.7	4.10	147.7		\$

279	158	Tw	31/5/21	Woolumbool 4887-18	0.38	9.6	14.6	-1.0	2.3	3.78	149.6		\$
280	460	Tw	3/7/21	Woolumbool 4887-18	0.33	10.1	15.1	-0.6	3.2	4.30	150.4		\$
281	273	Tw	8/6/21	Woolumbool 4887-18	0.20	8.9	13.7	-0.4	4.1	4.28	153.8		\$

282	203	Tw	3/6/21	Woolumbool 4887-18	0.40	10.4	15.5	-0.7	3.2	4.39	149.4		\$
283	181	Tw	1/6/21	Woolumbool 4887-18	0.30	9.6	14.6	-0.7	2.9	3.99	148.6		\$
284	366	S	16/6/21	Morton Leigh 457-17	0.52	7.5	11.3	-0.5	1.3	2.50	133.4		\$

LOT	RAM TAG	BT	D.O.B	SIRE	BWT	WWT	PWWT	PFAT	PEMD	LMY	TCP	PURCHASER	PRICE
285	233	Tw	5/6/21	Woolumbool 4887-18	0.41	10.1	15.4	-0.6	3.0	3.95	148.1		\$
286	89	Tw	28/5/21	Woolumbool 4887-18	0.25	9.5	14.5	-0.2	3.5	3.63	148.7		\$
287	6	Tw	20/5/21	Woolumbool 4887-18	0.32	8.9	13.7	-0.5	3.5	3.79	152.0		\$

288	472	Tw	14/7/21	Woolumbool 4887-18	0.37	9.1	14.0	-0.6	2.5	3.37	147.7		\$
289	192	Tw	2/6/21	Woolumbool 4887-18	0.29	10.0	15.4	-0.8	3.0	4.24	151.2		\$
290	59	Trip	26/5/21	Woolumbool 4887-18	0.46	10.6	16.2	-0.2	3.3	4.00	149.3		\$

291	392	Tw	20/6/21	Woolumbool 4887-18	0.36	10.0	15.0	-0.4	3.3	3.99	148.0		\$
292	208	Tw	3/6/21	Woolumbool 4887-18	0.38	9.8	14.6	-0.4	2.9	3.56	149.9		\$
293	96	S	21/5/21	Woolumbool 4887-18	0.32	9.3	13.8	-0.7	3.1	3.83	150.4		\$

294	224	Tw	4/6/21	Woolumbool 4887-18	0.35	7.7	12.2	-0.1	3.0	2.50	143.2		\$
295	415	Tw	22/6/21	Morton 163-18	0.40	7.7	12.5	-0.1	2.4	2.93	134.3		\$
296	312	Tw	12/6/21	Morton Leigh 457-17	0.55	8.3	11.5	-0.9	1.1	3.22	129.2		\$

LOT	RAM TAG	BT	D.O.B	SIRE	BWT	WWT	PWWT	PFAT	PEMD	LMY	TCP	PURCHASER	PRICE
297	444	Tw	27/6/21	Morton 163-18	0.46	8.2	12.6	-0.3	2.1	3.21	131.4		\$
298	358	Tw	15/6/21	Morton Leigh 457-17	0.54	7.5	11.2	-0.8	1.1	2.85	129.4		\$
299	449	Tw	29/6/21	Mullinger 528-19	0.51	8.9	13.8	-0.3	1.7	3.00	131.5		\$

300	314	Tw	12/6/21	Woolumbool 4887-18	0.36	10.0	15.2	-0.8	2.6	4.01	146.3		\$
301	470	Tw	10/7/21	Woolumbool 4887-18	0.46	9.6	15.2	-1.3	1.9	3.94	146.7		\$
302	313	Tw	12/6/21	Woolumbool 4887-18	0.42	10.5	15.8	-0.7	2.5	3.94	145.9		\$

303	334	Tw	13/6/21	Woolumbool 2686-16	0.60	11.2	15.8	-1.3	1.5	4.87	137.5		\$
304	417	Tw	22/6/21	Morton 436-18	0.37	8.2	12.7	-0.7	1.6	3.05	132.4		\$
305	8	S	21/5/21	Woolumbool 4887-18	0.34	9.3	14.5	-1.2	2.2	4.07	147.4		\$

306	426	Tw	23/6/21	Morton 436-18	0.44	8.8	13.6	-1.0	1.5	3.70	134.2		\$
307	85	S	28/5/21	Woolumbool 4887-18	0.49	9.5	13.8	-0.8	2.0	3.37	143.2		\$
308	14	Tw	22/5/21	Woolumbool 4887-18	0.28	8.3	12.8	-0.6	2.4	3.31	138.9		\$

LOT	RAM TAG	BT	D.O.B	SIRE	BWT	WWT	PWWT	PFAT	PEMD	LMY	TCP	PURCHASER	PRICE
309	142	S	31/5/21	Woolumbool 4887-18	0.45	10.4	15.7	-0.9	2.0	3.88	143.8		\$
310	343	S	11/6/21	Mullinger 528-19	0.52	10.4	16.0	-0.7	1.9	4.33	136.8		\$
311	288	Tw	9/6/21	Woolumbool 4887-18	0.25	8.5	13.3	-0.7	2.5	3.33	145.2		\$

312	26	Tw	24/5/21	Woolumbool 4887-18	0.31	9.0	13.3	-0.4	3.2	3.79	142.7		\$
313	425	Tw	23/6/21	Morton 436-18	0.35	8.1	12.9	-1.0	1.6	3.52	133.8		\$
314	15	Tw	22/5/21	Woolumbool 4887-18	0.33	9.4	14.1	-0.5	3.1	3.96	144.8		\$

NOTES



Rabobank, a proud supporter of the **Davidson Family Ram Sale**

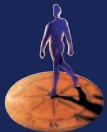
Call Mount Gambier Branch Manager **Bryan Hunt** on **0438 275 849** or visit www.rabobank.com.au



Rabobank



FIRST PRIZE
PEN OF THREE RAMS
ROYAL ADELAIDE SHOW



Rabobank

USE GLANERY 7-IN-1 TO PREVENT ARTHRITIS IN LAMBS
WITH ONE INJECTION IN EWES PRIOR TO LAMBING

HANSEN DESIGN & PRINT

zoetis