

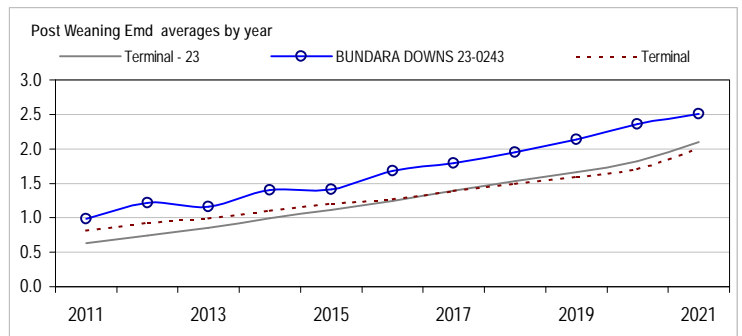
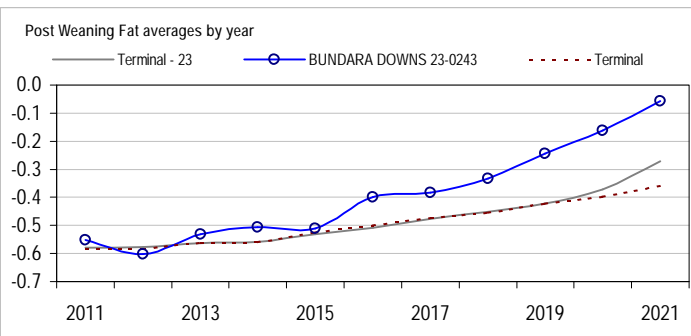
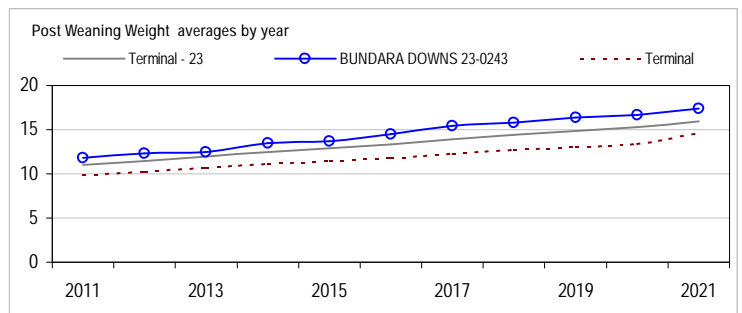
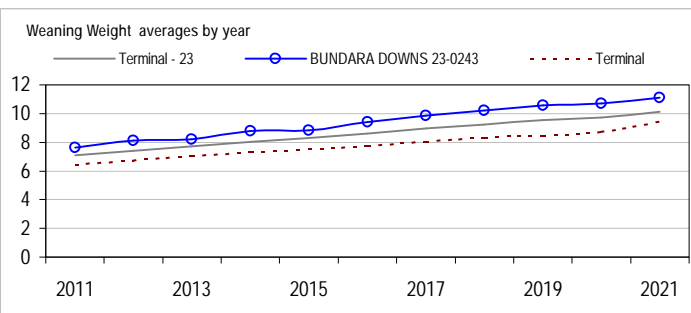
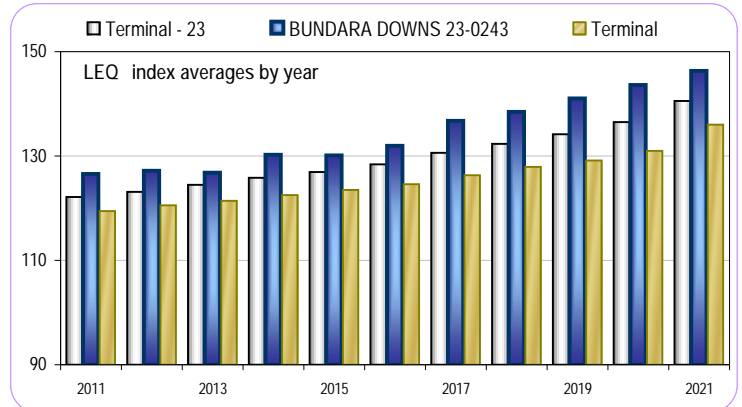
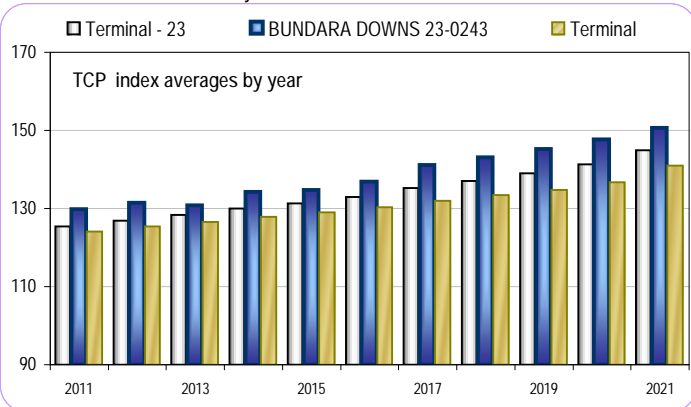
# BUNDARA DOWNS

STEVE FUNKE  
23-0243

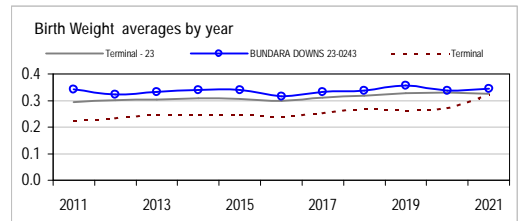


Analysis : **Terminal - 23**

Dated : **1 December 2021**



Terminal - 23								
	Bwt	Wwt	Pwwt	Pfat	Pemd	TCP	LEQ	Counts
2012	0.30	7.39	11.48	-0.58	0.74	126.9	123.1	48381
2013	0.30	7.71	11.99	-0.56	0.85	128.4	124.4	46828
2014	0.31	8.03	12.47	-0.56	0.99	130.1	125.8	45098
2015	0.31	8.28	12.87	-0.53	1.11	131.3	126.9	47652
2016	0.30	8.60	13.37	-0.51	1.24	133.0	128.4	49012
2017	0.31	8.95	13.95	-0.48	1.39	135.2	130.6	56191
2018	0.32	9.24	14.41	-0.45	1.53	137.1	132.4	53589
2019	0.33	9.53	14.84	-0.42	1.66	139.0	134.2	52381
2020	0.33	9.75	15.25	-0.37	1.82	141.3	136.5	58737
2021	0.33	10.13	15.92	-0.27	2.10	144.9	140.5	47300



BUNDARA DOWNS 23-0243								
	Bwt	Wwt	Pwwt	Pfat	Pemd	TCP	LEQ	Counts
2012	0.32	8.12	12.33	-0.60	1.22	131.4	127.1	895
2013	0.33	8.21	12.45	-0.53	1.17	130.8	126.8	1007
2014	0.34	8.79	13.49	-0.51	1.40	134.3	130.2	952
2015	0.34	8.84	13.66	-0.51	1.41	134.7	130.1	904
2016	0.32	9.40	14.48	-0.40	1.68	136.9	132.0	924
2017	0.33	9.88	15.41	-0.38	1.79	141.1	136.7	942
2018	0.34	10.21	15.82	-0.33	1.95	143.1	138.5	1157
2019	0.36	10.55	16.34	-0.24	2.13	145.3	141.1	1217
2020	0.34	10.69	16.65	-0.16	2.36	147.7	143.7	1212
2021	0.35	11.13	17.40	-0.06	2.51	150.6	146.3	1382

Reports are prepared using data supplied by breeders and/or accredited operators for the analysis. SheepGenetics cannot guarantee the accuracy of this data. ASBV's are designed to estimate genetic merit of animals from the data supplied. Reports are provided to assist breeders but no liability is accepted for the outcome resulting from the use of this information.

Linkage Summary	
<b>BUNDARA DOWNS 23-0243</b>	
Weights	Yes
Carcase	Yes
WEC	No
Reproduction	No
Site Code	230243

04-December-2021

