

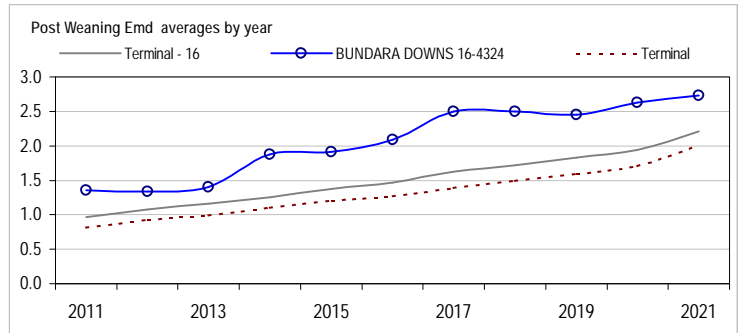
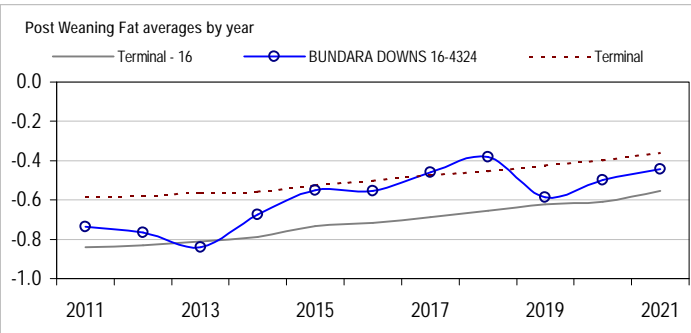
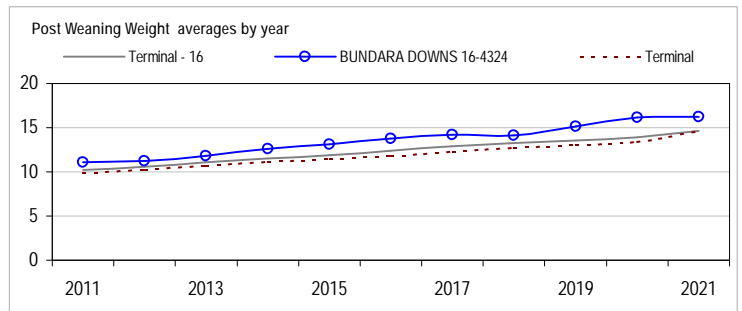
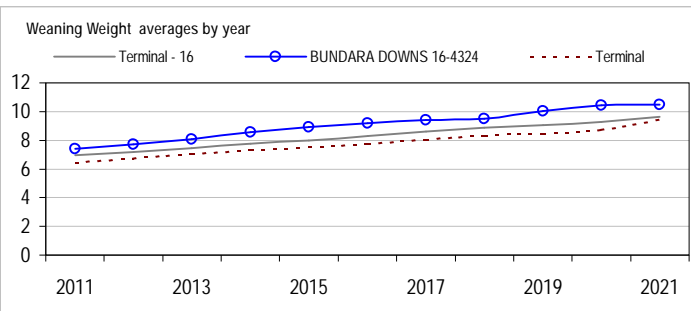
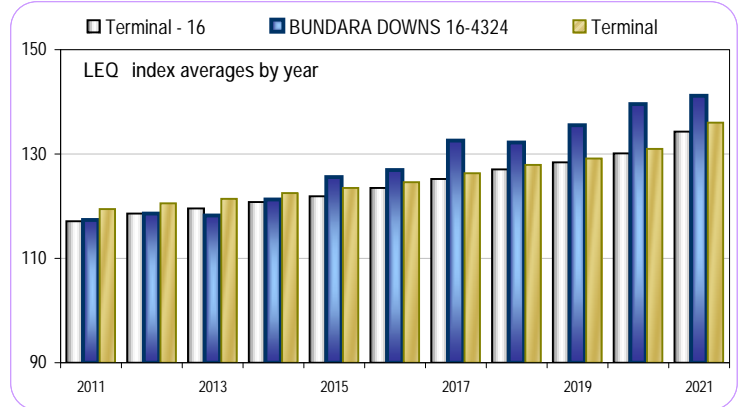
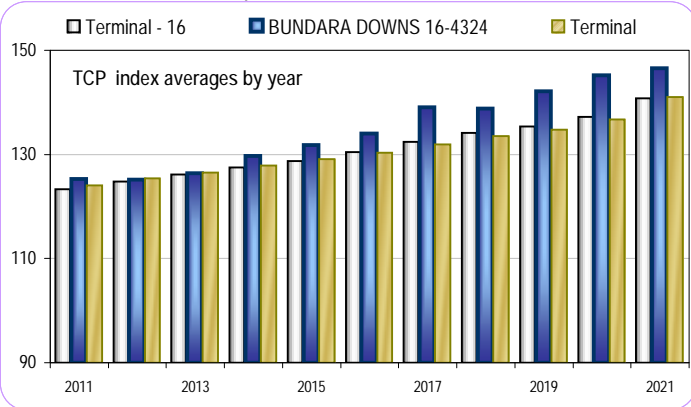
# BUNDARA DOWNS

STEVE FUNKE  
16-4324

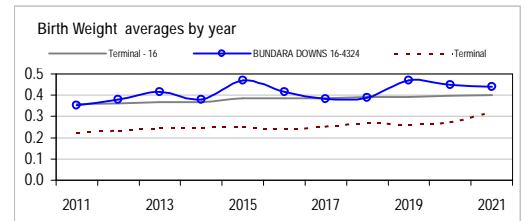


Analysis : **Terminal - 16**

Dated : **1 December 2021**



Terminal - 16								
	Bwt	Wwt	Pwwt	Pfat	Pemd	TCP	LEQ	Counts
2012	0.36	7.20	10.61	-0.83	1.07	124.8	118.5	48472
2013	0.37	7.47	11.07	-0.81	1.17	126.2	119.6	47642
2014	0.37	7.74	11.50	-0.79	1.26	127.5	120.8	47721
2015	0.39	8.00	11.88	-0.73	1.38	128.8	122.0	48809
2016	0.39	8.31	12.39	-0.72	1.47	130.5	123.5	48501
2017	0.39	8.60	12.88	-0.69	1.62	132.4	125.2	50438
2018	0.39	8.88	13.27	-0.66	1.72	134.1	127.1	47656
2019	0.39	9.04	13.55	-0.62	1.83	135.4	128.4	46508
2020	0.40	9.27	13.93	-0.61	1.94	137.2	130.1	51684
2021	0.40	9.65	14.62	-0.55	2.21	140.8	134.3	41376



BUNDARA DOWNS 16-4324								
	Bwt	Wwt	Pwwt	Pfat	Pemd	TCP	LEQ	Counts
2012	0.38	7.71	11.20	-0.76	1.34	125.2	118.6	310
2013	0.42	8.06	11.84	-0.84	1.41	126.4	118.2	375
2014	0.38	8.56	12.64	-0.67	1.87	129.7	121.3	385
2015	0.47	8.93	13.09	-0.55	1.91	131.8	125.6	333
2016	0.42	9.20	13.75	-0.56	2.09	134.0	126.9	404
2017	0.38	9.40	14.18	-0.46	2.50	139.1	132.6	441
2018	0.39	9.50	14.16	-0.38	2.50	138.8	132.2	611
2019	0.47	10.06	15.16	-0.59	2.45	142.2	135.5	606
2020	0.45	10.45	16.13	-0.50	2.63	145.2	139.6	599
2021	0.44	10.48	16.27	-0.44	2.73	146.6	141.2	475

Reports are prepared using data supplied by breeders and/or accredited operators for the analysis. SheepGenetics cannot guarantee the accuracy of this data. ASBV's are designed to estimate genetic merit of animals from the data supplied. Reports are provided to assist breeders but no liability is accepted for the outcome resulting from the use of this information.

Linkage Summary	
BUNDARA DOWNS 16-4324	
Weights	Yes
Carcase	Yes
WEC	No
Reproduction	No
Site Code	164324

04-December-2021

