







**Lot 1****BARWIDGEE 19106**Society ID: **VKD 19 106**

Gene Status			
AM	NH	CA	DD
FU	FU	FU	FU

H P C A INTENSITY  
Sire RENNYLEA L519  
RENNYLEA H414

BARWIDGEE 09208  
Dam BARWIDGEE 12206  
BARWIDGEE 08280

Born	Birth Wt
18/08/2019	43 kg

				SHEATH				
6	6	6	6	5	5	4	1	41

INDEX	AB	DOM	GRN	GRS
	\$145	\$128	\$168	\$133
Percentile	10	10	8	13

TACE	CALVING EASE				GROWTH And MATERNAL				FERTILITY		CARCASE						FEED		TEMP	Structural	
	DIR	DTRS	GL	BW	G200	G400	G600	MWT	MILK	SS	DC	CWT	EMA	RIB	P8	RBV	IMF	NFI-F	DOC	Angle	claw
EBV	+3.3	+5.6	-9.3	+5.4	+55	+100	+121	+100	+17	+2.8	-8.3	+76	+4.5	+1.6	+1.1	-1.3	+3.6	+1.05	+35	+0.64	+0.46
ACC	59%	54%	84%	75%	72%	72%	74%	72%	68%	73%	45%	67%	64%	69%	66%	65%	64%	54%	62%	67%	67%

What better way to start the sale than with a fabulous L519 son. Top 7% IMF%. Top 15% 600 d growth. Excellent structure and temperament. Top 10% AB,GRN, & DOM indexes. Used as a yearling







**Lot 2****BARWIDGEE 19152**Society ID: **VKD 19 152**

Gene Status			
AM	NH	CA	DD
FU	FU	FU	FU

H P C A INTENSITY  
Sire RENNYLEA L519  
RENNYLEA H414

BARWIDGEE 13124  
Dam BARWIDGEE 16566  
BARWIDGEE 14242

Born	Birth Wt
21/08/2019	42 kg

				SHEATH				
6	6	6	6	5	5	5	2	37

INDEX	AB	DOM	GRN	GRS
	\$153	\$125	\$184	\$137
Percentile	4	14	3	8

TACE	CALVING EASE				GROWTH And MATERNAL				FERTILITY		CARCASE						FEED		TEMP	Structural	
	DIR	DTRS	GL	BW	G200	G400	G600	MWT	MILK	SS	DC	CWT	EMA	RIB	P8	RBV	IMF	NFI-F	DOC	Angle	claw
EBV	+1.4	+0.3	-5.8	+6.3	+55	+96	+130	+97	+17	+1.2	-5.2	+81	+6.4	-0.3	-0.2	-0.6	+4.5	+0.51	+13	+0.86	+0.64
ACC	60%	54%	84%	74%	71%	71%	73%	71%	66%	72%	42%	66%	64%	68%	65%	65%	64%	54%	60%	68%	68%

Outstanding L519 son. Top 1% IMF% and top 3% GRN index. Top 5% AB index. Top 10% GRS index. Good growth, excellent structure. Used as a yearling.







**Lot 3****BARWIDGEE 19252**Society ID: **VKD 19 252**

Gene Status			
AM	NH	CA	DD
FU	FU	FU	FU

G A R PROPHET  
Sire BALDRIDGE BEAST MODE B074  
BALDRIDGE ISABEL Y69

RENNYLEA G317(ET)  
Dam BARWIDGEE 15121  
BARWIDGEE 11187

Born	Birth Wt
25/08/2019	40 kg

				SHEATH				
6	6	6	6	6	5	5	1	42

INDEX	AB	DOM	GRN	GRS
	\$145	\$134	\$155	\$139
Percentile	10	4	17	6

TACE	CALVING EASE				GROWTH And MATERNAL				FERTILITY		CARCASE						FEED		TEMP	Structural	
	DIR	DTRS	GL	BW	G200	G400	G600	MWT	MILK	SS	DC	CWT	EMA	RIB	P8	RBV	IMF	NFI-F	DOC	Angle	claw
EBV	+2.9	+5.7	-3.8	+4	+61	+105	+128	+93	+20	+4.1	-6.2	+68	+4.7	+0.7	+1.4	+0.1	+2.6	+0.6	+11	+0.64	+0.72
ACC	59%	50%	84%	74%	71%	71%	72%	69%	63%	72%	41%	65%	64%	68%	64%	64%	63%	54%	60%	70%	70%

I really like this bull, so soft thick, easy doing, quiet and super structure. One of the heavier bulls in the sale. Top 5% DOM index Top 10% GRS & AB indexes. An outstanding L519 son. Suitable for use over heifers. Used as a yearling.







**Lot 4****BARWIDGEE 19146**Society ID: **VKD 19 146**

Gene Status			
AM	NH	CA	DD
FU	FU	FU	FU

PA POWER TOOL 9108  
Sire PA FULL POWER 1208  
PINE VIEW SQR RITA W091

BARWIDGEE 12163  
Dam BARWIDGEE 14172  
BARWIDGEE 12364

Born	Birth Wt
20/08/2019	38 kg

				SHEATH				
7	6	6	6	6	5	4	2	39

INDEX	AB	DOM	GRN	GRS
	\$132	\$126	\$141	\$124
Percentile	27	12	32	30

TACE	CALVING EASE				GROWTH And MATERNAL				FERTILITY		CARCASE						FEED		TEMP	Structural	
	DIR	DTRS	GL	BW	G200	G400	G600	MWT	MILK	SS	DC	CWT	EMA	RIB	P8	RBV	IMF	NFI-F	DOC	Angle	claw
EBV	+6.9	+3.6	-8.6	+1.9	+38	+68	+78	+40	+14	+2.4	-7.2	+49	+11.1	+0.9	+0.8	+1.4	+2.8	+0.82	-1	+1.12	+1.06
ACC	60%	53%	83%	74%	72%	71%	73%	71%	67%	72%	46%	68%	66%	70%	67%	67%	65%	58%	60%	69%	69%

146 is a really good Full Power son. Top 3% EMA, Great phenotype . Ideal for use over heifers. Used as a yearling

**Lot 5**

**BARWIDGEE 19140**

Society ID: **VKD 19 140**

Gene Status			
AM	NH	CA	DD
FU	FU	FU	FU

H P C A INTENSITY  
Sire **RENNYLEA L519**  
RENNYLEA H414

RENNYLEA EDMUND E11(AI)(ET)  
Dam **BARWIDGEE 16198**  
BARWIDGEE 14430

Born	Birth Wt
20/08/2019	40 kg

								SHEATH			TEMP	
6	6	6	6	5	5	4	1		38			

INDEX	AB	DOM	GRN	GRS
	\$150	\$124	\$176	\$138
Percentile	6	16	5	7

TACE	CALVING EASE				GROWTH And MATERNAL				FERTILITY				CARCASE					FEED		TEMP	Structural	
	DIR	DTRS	GL	BW	G200	G400	G600	MWT	MILK	SS	DC	CWT	EMA	RIB	P8	RBV	IMF	NFI-F	DOC	Angle	claw	
EBV	+8.6	+3.6	-8.6	+4.8	+56	+105	+141	+124	+20	+1.3	-6.4	+76	+0.6	+1.1	+1.1	-1.6	+3.6	+0.37	+11	+0.62	+0.36	
ACC	61%	56%	84%	74%	72%	72%	73%	72%	67%	72%	45%	68%	65%	70%	67%	67%	65%	57%	61%	68%	67%	

Outstanding L519 son. Dam is an excellent Edmund daughter and this bull is a super neat package. Top 10% 400 & 600 day growth. Top 5% GRN index and Top 10% AB & Grs indexes. Used as a yearling

**Lot 6**

**BARWIDGEE 19110**

Society ID: **VKD 19 110**

Gene Status			
AM	NH	CA	DD
FU	FU	FU	FU

G A R PROPHET  
Sire **BALDRIDGE BEAST MODE B074**  
BALDRIDGE ISABEL Y69

RENNYLEA C574  
Dam **BARWIDGEE 14210**  
BARWIDGEE 09317

Born	Birth Wt
17/08/2019	30 kg

								SHEATH			TEMP	
6	6	5	6	5	5	3	2		37			

INDEX	AB	DOM	GRN	GRS
	\$142	\$130	\$162	\$130
Percentile	13	7	12	18

TACE	CALVING EASE				GROWTH And MATERNAL				FERTILITY				CARCASE					FEED		TEMP	Structural	
	DIR	DTRS	GL	BW	G200	G400	G600	MWT	MILK	SS	DC	CWT	EMA	RIB	P8	RBV	IMF	NFI-F	DOC	Angle	claw	
EBV	+12.6	+11.6	-5	-0.5	+49	+97	+113	+94	+21	+0.8	-8.3	+69	+4.5	-0.4	-1.1	-1	+3.4	+0.58	+11	+0.78	+0.94	
ACC	61%	52%	73%	73%	72%	72%	73%	70%	65%	70%	45%	67%	65%	69%	66%	66%	65%	55%	62%	71%	71%	

A Beast Mode son with lots of grunt! Top 1% calving ease and BW. Top 5% DC and top 10% IMF%. Excellent structure. Top 7% DOM index and top 20% all other indexes. Dam is an excellent C574 cow. Used as a yearling. Great Heifer bull.

**Lot 7**

**BARWIDGEE 19156**

Society ID: **VKD 19 156**

Gene Status			
AM	NH	CA	DD
FU	FU	FU	FU

G A R PROPHET  
Sire **BALDRIDGE BEAST MODE B074**  
BALDRIDGE ISABEL Y69

RENNYLEA C574  
Dam **BARWIDGEE 15131**  
BARWIDGEE 11217

Born	Birth Wt
21/08/2019	32 kg

								SHEATH			TEMP	
7	6	7	6	6	6	4	1		39			

INDEX	AB	DOM	GRN	GRS
	\$154	\$140	\$179	\$140
Percentile	4	1	4	6

TACE	CALVING EASE				GROWTH And MATERNAL				FERTILITY				CARCASE					FEED		TEMP	Structural	
	DIR	DTRS	GL	BW	G200	G400	G600	MWT	MILK	SS	DC	CWT	EMA	RIB	P8	RBV	IMF	NFI-F	DOC	Angle	claw	
EBV	+11.3	+11	-5.6	+1	+60	+99	+118	+81	+20	+3.8	-8.1	+73	+5.1	0	-1.3	-0.2	+4	+0.41	-2	+0.72	+0.88	
ACC	62%	53%	85%	75%	73%	73%	74%	72%	67%	74%	45%	68%	66%	71%	67%	67%	66%	57%	61%	69%	69%	

Beast Mode son with fantastic birth to growth spread. Top 1% DOM index & Top 5% all other indexes. Top 3% for CE & BW and still top 6% for 200 day growth! Top 3% SS & IMF%. Ideal for use over heifers. Used as a yearling

**Lot 8**

**BARWIDGEE 19222**

Society ID: **VKD 19 222**

Gene Status			
AM	NH	CA	DD
FU	FU	FU	FU

G A R PROPHET  
Sire **BALDRIDGE BEAST MODE B074**  
BALDRIDGE ISABEL Y69

RENNYLEA C511  
Dam **BARWIDGEE 13151**  
BARWIDGEE 03141

Born	Birth Wt
24/08/2019	34 kg

								SHEATH			TEMP	
7	6	6	6	5	5	5	1		38			

INDEX	AB	DOM	GRN	GRS
	\$155	\$138	\$182	\$138
Percentile	3	2	3	7

TACE	CALVING EASE				GROWTH And MATERNAL				FERTILITY				CARCASE					FEED		TEMP	Structural	
	DIR	DTRS	GL	BW	G200	G400	G600	MWT	MILK	SS	DC	CWT	EMA	RIB	P8	RBV	IMF	NFI-F	DOC	Angle	claw	
EBV	+8.4	+9.4	-3.1	+2.1	+48	+87	+102	+73	+15	+1.9	-8.5	+55	+7.2	+2	0	0	+4.2	+1.06	+23	+0.8	+0.72	
ACC	61%	52%	84%	75%	72%	72%	73%	70%	66%	73%	46%	67%	65%	69%	66%	66%	65%	55%	62%	70%	70%	

Fabulous Beast Mode son, a super quiet character out of a C511 daughter that has bred well for us. Super calving ease bull. Extremely low MWT and positive for fat. If you want to control female size and have easy doing cows this bull will do that job! Top 2% IMF% Top 5% AB , GRN & DOM indexes. Ideal for heifers. Used as a yearling.

# Lot 9

# BARWIDGEE 19240

Society ID: VKD 19 240

Gene Status			
AM	NH	CA	DD
FU	FU	FU	FU

BARWIDGEE 15388  
 Sire BARWIDGEE 17414  
 BARWIDGEE 12422

EF COMPLEMENT 8088  
 Dam BARWIDGEE 17191  
 BARWIDGEE 12296

Born	Birth Wt
23/08/2019	31 kg

7	6	6	6	5	5	5	2	40
---	---	---	---	---	---	---	---	----

INDEX	AB	DOM	GRN	GRS
	\$156	\$133	\$176	\$145
Percentile	3	4	5	3

TACE	CALVING EASE				GROWTH And MATERNAL				FERTILITY				CARCASE				FEED		TEMP		Structural	
	DIR	DTRS	GL	BW	G200	G400	G600	MWT	MILK	SS	DC	CWT	EMA	RIB	P8	RBY	IMF	NFI-F	DOC	Angle	claw	
EBV	+11.4	+7.3	-4.7	+0.7	+52	+101	+131	+90	+27	+3.5	-7.7	+79	+6.6	+1.6	-0.1	-0.6	+3.2	+0.76	+12	+0.9	+0.88	
ACC	55%	46%	65%	71%	67%	67%	69%	67%	59%	68%	38%	62%	59%	65%	61%	62%	59%	49%	53%	64%	64%	

240 is a super growth curve bender. Top 2% for BW & CE. Top 12% 400 day growth. One of the heaviest bulls in the sale he is a first calf from a 2yo Complement daughter. Top 5% SS. Top 5% all \$ Indexes. Used as a yearling. Ideal for use over heifers.

# Lot 10

# BARWIDGEE 19456

Society ID: VKD 19 456

Gene Status			
AM	NH	CA	DD
FU	FU	FU	FU

BARWIDGEE 15388  
 Sire BARWIDGEE 17414  
 BARWIDGEE 12422

BARWIDGEE 15252  
 Dam BARWIDGEE 17585  
 BARWIDGEE 14372

Born	Birth Wt
9/09/2019	40 kg

6	6	6	6	6	6	3	1	41
---	---	---	---	---	---	---	---	----

INDEX	AB	DOM	GRN	GRS
	\$168	\$138	\$199	\$152
Percentile	1	2	1	1

TACE	CALVING EASE				GROWTH And MATERNAL				FERTILITY				CARCASE				FEED		TEMP		Structural	
	DIR	DTRS	GL	BW	G200	G400	G600	MWT	MILK	SS	DC	CWT	EMA	RIB	P8	RBY	IMF	NFI-F	DOC	Angle	claw	
EBV	+1.4	+4.8	-4.4	+6.2	+53	+111	+146	+136	+22	+4.8	-8	+88	+7.7	-0.6	+0.3	+0.4	+3	+0.6	+3	+0.94	+0.56	
ACC	57%	44%	60%	70%	66%	66%	68%	65%	57%	66%	35%	60%	57%	64%	60%	60%	57%	45%	52%	64%	64%	

First calf from a 2yo heifer this bull is a seriously growthy bull, he is big and long with very good structure and a lovely temperament. Top 4% 400 & 600 day growth. Top 1% AB, GRN & GRS indexes also SS. Top 2% DOM indexes Outcross genetics that will really add growth to any breeding program. Used as a yearling.

# Lot 11

# BARWIDGEE 19390

Society ID: VKD 19 390

Gene Status			
AM	NH	CA	DD
FU	FU	FU	FU

RENNYLEA L211(APR)(ET)  
 Sire BARWIDGEE 17114(ET)  
 BARWIDGEE 14158

CARABAR DOCKLANDS D62(AI)  
 Dam BARWIDGEE 16248  
 BARWIDGEE 11623

Born	Birth Wt
5/09/2019	36 kg

6	6	5	5	5	5	5	2	39
---	---	---	---	---	---	---	---	----

INDEX	AB	DOM	GRN	GRS
	\$148	\$123	\$159	\$141
Percentile	7	18	14	5

TACE	CALVING EASE				GROWTH And MATERNAL				FERTILITY				CARCASE				FEED		TEMP		Structural	
	DIR	DTRS	GL	BW	G200	G400	G600	MWT	MILK	SS	DC	CWT	EMA	RIB	P8	RBY	IMF	NFI-F	DOC	Angle	claw	
EBV	+2	-3.4	-4.2	+6.3	+60	+106	+147	+132	+17	+3.3	-8.5	+85	+6.2	+0.2	-0.7	+0.8	+1.2	+0.17	+4	+0.86	+0.72	
ACC	55%	49%	69%	74%	71%	70%	72%	69%	62%	70%	42%	65%	62%	68%	64%	65%	62%	53%	56%	60%	60%	

Out of a Carabar Docklands daughter this bull has plenty of growth. Top 4% 600 day & top 7% 200 & 400 day growth. Also top 4% DC & CWT. Top 5% GRS index top 8% AB index. Top 15% other indexes. Near perfect structure. Used as a yearling

# Lot 12

# BARWIDGEE 19260

Society ID: VKD 19 260

Gene Status			
AM	NH	CA	DD
FU	FU	FU	FU

BARWIDGEE 15388  
 Sire BARWIDGEE 17414  
 BARWIDGEE 12422

BARWIDGEE 15168  
 Dam BARWIDGEE 17261  
 BARWIDGEE 15473

Born	Birth Wt
25/08/2019	37 kg

6	6	6	6	5	6	5	1	42
---	---	---	---	---	---	---	---	----

INDEX	AB	DOM	GRN	GRS
	\$157	\$133	\$189	\$139
Percentile	3	4	2	6

TACE	CALVING EASE				GROWTH And MATERNAL				FERTILITY				CARCASE				FEED		TEMP		Structural	
	DIR	DTRS	GL	BW	G200	G400	G600	MWT	MILK	SS	DC	CWT	EMA	RIB	P8	RBY	IMF	NFI-F	DOC	Angle	claw	
EBV	+6	+6.4	-6.2	+3.4	+45	+86	+110	+75	+25	+5.3	-8.1	+69	+7.9	+1.8	-0.2	+0.2	+4.3	+1.18	-1	+0.9	+0.68	
ACC	55%	44%	63%	71%	68%	68%	69%	66%	59%	68%	37%	62%	59%	66%	62%	62%	60%	48%	52%	59%	59%	

A 2yo heifers first calf this is a great young sire. Positive fat super balanced EBV's. Top 2% Grn index, Top 6% all other indexes. Top 1% SS. Suitable for use over heifers. Used as a yearling.

## Lot 13

## BARWIDGEE 19532

Society ID: VKD 19 532

Gene Status			
AM	NH	CA	DD
FU	FU	FU	FU

RENNYLEA L211(APR)(ET)  
Sire BARWIDGEE 17196(ET)  
BARWIDGEE 14158

BARWIDGEE 10211  
Dam BARWIDGEE 14362  
BARWIDGEE 10316

Born	Birth Wt
16/09/2019	38 kg

					SHEATH			
7	6	6	6	6	5	4	1	43

INDEX	AB	DOM	GRN	GRS
	\$176	\$143	\$218	\$153
Percentile	1	1	1	1

TACE	CALVING EASE				GROWTH And MATERNAL					FERTILITY		CARCASE						FEED		TEMP		Structural	
	DIR	DTRS	GL	BW	G200	G400	G600	MWT	MILK	SS	DC	CWT	EMA	RIB	P8	RBV	IMF	NFI-F	DOC	Angle	claw		
EBV	+1.7	+2.2	-1	+4.9	+55	+106	+136	+133	+16	+4.5	-9.1	+80	+9.4	-0.6	-1	+0.7	+4.2	+1.08	+6	+0.9	+0.8		
ACC	53%	46%	64%	72%	68%	68%	70%	67%	61%	69%	40%	63%	59%	65%	61%	62%	59%	49%	55%	63%	63%		

532 is a big thick bull. Top 10% 400 & 600 day growth also CWT. Top 1% SS Top 2% IMF% Top 2% DC but impressively he is top 1% for all \$ indexes. Used as a yearling Lovely quiet nature.

## Lot 14

## BARWIDGEE 19142

Society ID: VKD 19 142

Gene Status			
AM	NH	CA	DD
FU	FU	FU	FU

H P C A INTENSITY  
Sire RENNYLEA L519  
RENNYLEA H414

BARWIDGEE 14145  
Dam BARWIDGEE 16286  
BARWIDGEE 11127

Born	Birth Wt
20/08/2019	37 kg

					SHEATH			
7	6	7	6	5	5	5	2	38

INDEX	AB	DOM	GRN	GRS
	\$157	\$129	\$182	\$143
Percentile	3	8	3	4

TACE	CALVING EASE				GROWTH And MATERNAL					FERTILITY		CARCASE						FEED		TEMP		Structural	
	DIR	DTRS	GL	BW	G200	G400	G600	MWT	MILK	SS	DC	CWT	EMA	RIB	P8	RBV	IMF	NFI-F	DOC	Angle	claw		
EBV	+9	+9.7	-8.1	+3.4	+52	+103	+133	+131	+18	+2.1	-9.6	+69	+2.9	+1.8	+2.4	-1.9	+3.3	+0.56	+18	+1.24	+0.76		
ACC	58%	52%	83%	73%	71%	70%	71%	70%	64%	70%	41%	65%	63%	67%	64%	64%	63%	53%	60%	70%	70%		

This L519 son really does have super numbers. Top 5% AB, GRN & Grs indexes. Top 10% Dom Index. Top 10% 400 day growth. Really positive for fat. Ideal for use over heifers.

## Lot 15

## BARWIDGEE 19150

Society ID: VKD 19 150

Gene Status			
AM	NH	CA	DD
FU	FU	FU	FU

BARWIDGEE 14119  
Sire BARWIDGEE 17356  
BARWIDGEE 09589

RENNYLEA L211(APR)(ET)  
Dam BARWIDGEE 17591  
BARWIDGEE 14280

Born	Birth Wt
20/08/2019	32 kg

					SHEATH			
6	7	6	7	5	5	4	1	36

INDEX	AB	DOM	GRN	GRS
	\$157	\$134	\$177	\$144
Percentile	3	4	4	3

TACE	CALVING EASE				GROWTH And MATERNAL					FERTILITY		CARCASE						FEED		TEMP		Structural	
	DIR	DTRS	GL	BW	G200	G400	G600	MWT	MILK	SS	DC	CWT	EMA	RIB	P8	RBV	IMF	NFI-F	DOC	Angle	claw		
EBV	+9.5	+9.5	-4.6	+1.9	+48	+89	+113	+90	+18	+3	-8.3	+60	+7	+1.9	+2.6	-0.2	+3.4	+0.45	+1	+1.04	+0.78		
ACC	58%	48%	66%	71%	69%	68%	70%	68%	61%	68%	39%	64%	61%	67%	63%	64%	62%	52%	54%	61%	61%		

First calf from a 2yo heifer. Excellent heifer bull. Top 10% calving ease & BW. Top 5% all indexes. Very positive for fat. Daughters should be productive and easy doing. Used as a yearling.

## Lot 16

## BARWIDGEE 19198

Society ID: VKD 19 198

Gene Status			
AM	NH	CA	DD
FU	FU	FU	FU

EF COMPLEMENT 8088  
Sire BARWIDGEE 17262  
BARWIDGEE 13289

BARWIDGEE 13106  
Dam BARWIDGEE 15213  
BARWIDGEE 12556

Born	Birth Wt
23/08/2019	40 kg

					SHEATH			
7	6	6	7	5	5	4	2	41

INDEX	AB	DOM	GRN	GRS
	\$148	\$129	\$169	\$137
Percentile	7	8	8	8

TACE	CALVING EASE				GROWTH And MATERNAL					FERTILITY		CARCASE						FEED		TEMP		Structural	
	DIR	DTRS	GL	BW	G200	G400	G600	MWT	MILK	SS	DC	CWT	EMA	RIB	P8	RBV	IMF	NFI-F	DOC	Angle	claw		
EBV	-0.9	+3.4	-2.5	+4.1	+50	+99	+128	+104	+17	+2.7	-6.6	+84	+8.9	-0.3	-1.5	+1.2	+2.5	+0.75	+10	+1.22	+1.02		
ACC	52%	47%	65%	70%	65%	65%	68%	65%	58%	67%	38%	60%	56%	63%	59%	59%	57%	48%	51%	64%	64%		

198 is top 15% for growth & top 10% for all indexes. A very useful sort. Used as a yearling.

# Lot 17

# BARWIDGEE 19420

Society ID: VKD 19 420

Gene Status			
AM	NH	CA	DD
FU	FU	FU	FU

G A R PROPHET  
Sire BARWIDGEE 17172  
BARWIDGEE 15157

BARWIDGEE 15582  
Dam BARWIDGEE 17517  
BARWIDGEE 15205

Born	Birth Wt
7/09/2019	39 kg

7	6	6	6	5	5	5	2	40

INDEX	AB	DOM	GRN	GRS
	\$130	\$114	\$141	\$122
Percentile	31	43	32	35

TACE	CALVING EASE				GROWTH And MATERNAL					FERTILITY		CARCASE						FEED		TEMP	Structural	
	DIR	DTRS	GL	BW	G200	G400	G600	MWT	MILK	SS	DC	CWT	EMA	RIB	P8	RBV	IMF	NFI-F	DOC	Angle	claw	
EBV	-1.2	+1	-1.2	+5.7	+58	+93	+122	+101	+20	+3.1	-8.5	+64	+6.1	+1.2	-0.3	-0.2	+2.4	+0.45	+26	+0.96	+0.76	
ACC	59%	47%	66%	70%	66%	66%	68%	66%	58%	67%	38%	61%	58%	64%	60%	61%	58%	49%	51%	64%	64%	

First calf from a 2yo heifer. Top 4% DC top 10% SS. A very handy sort. Used as a yearling

# Lot 18

# BARWIDGEE 19522

Society ID: VKD 19 522

Gene Status			
AM	NH	CA	DD
FU	FU	FU	F

RENNYLEA L211(APR)(ET)  
Sire BARWIDGEE 17196(ET)  
BARWIDGEE 14158

RENNYLEA EDMUND E11(AI)(ET)  
Dam BARWIDGEE 15155  
BARWIDGEE 13247

Born	Birth Wt
15/09/2019	38 kg

6	6	6	6	5	6	4	2	40

INDEX	AB	DOM	GRN	GRS
	\$152	\$129	\$186	\$130
Percentile	5	8	2	18

TACE	CALVING EASE				GROWTH And MATERNAL					FERTILITY		CARCASE						FEED		TEMP	Structural	
	DIR	DTRS	GL	BW	G200	G400	G600	MWT	MILK	SS	DC	CWT	EMA	RIB	P8	RBV	IMF	NFI-F	DOC	Angle	claw	
EBV	+5.6	+1.7	-3.1	+3.8	+46	+83	+95	+70	+15	+3.6	-12	+63	+4.6	+1.6	+1.7	-1.8	+5.1	+1.13	+6	+1.06	+0.74	
ACC	54%	49%	67%	72%	68%	67%	70%	67%	61%	68%	40%	63%	60%	66%	62%	63%	60%	51%	55%	63%	63%	

522 is out of an excellent Edmund daughter. He is top 1% IMF%, DC & top 2% GRN index. Top 5% AB index & top 10% DOM index. Used as a yearling

# Lot 19

# BARWIDGEE 19234

Society ID: VKD 19 234

Gene Status			
AM	NH	CA	DD
FU	FU	FU	FU

G A R PROPHET  
Sire BALDRIDGE BEAST MODE B074  
BALDRIDGE ISABEL Y69

RENNYLEA C574  
Dam BARWIDGEE 14158  
BARWIDGEE 10662

Born	Birth Wt
24/08/2019	35 kg

7	6	6	6	5	6	4	2	43

INDEX	AB	DOM	GRN	GRS
	\$165	\$147	\$185	\$153
Percentile	1	1	2	1

TACE	CALVING EASE				GROWTH And MATERNAL					FERTILITY		CARCASE						FEED		TEMP	Structural	
	DIR	DTRS	GL	BW	G200	G400	G600	MWT	MILK	SS	DC	CWT	EMA	RIB	P8	RBV	IMF	NFI-F	DOC	Angle	claw	
EBV	+3.7	+5.4	-3.7	+3.8	+64	+115	+142	+114	+26	+4.8	-8.9	+80	+6.7	-2	-2.2	+1.8	+2.2	+0.08	+11	+0.52	+0.72	
ACC	62%	53%	85%	75%	74%	73%	74%	71%	66%	74%	45%	68%	67%	70%	67%	67%	66%	56%	64%	75%	75%	

234 is by Beast mode, but on the dam side he is out of one of our best females. This young sire is below breed average for BW and top 2% for 200&400 day growth, Top 6% for 600 day growth. Top 1% for SS, top 3% for DC. Top 1%for AB, DOM & GRS \$ indexes. Top 2% Grn index. This bull is a super meat machine!! We have a number of sires in the herd out of this dam.

# Lot 20

# BARWIDGEE 19460

Society ID: VKD 19 460

Gene Status			
AM	NH	CA	DD
FU	FU	FU	FU

RENNYLEA L211(APR)(ET)  
Sire BARWIDGEE 17114(ET)  
BARWIDGEE 14158

BARWIDGEE 13124  
Dam BARWIDGEE 16592  
BARWIDGEE 14208

Born	Birth Wt
10/09/2019	36 kg

6	6	6	6	5	5	5	3	39

INDEX	AB	DOM	GRN	GRS
	\$138	\$117	\$160	\$125
Percentile	18	34	13	28

TACE	CALVING EASE				GROWTH And MATERNAL					FERTILITY		CARCASE						FEED		TEMP	Structural	
	DIR	DTRS	GL	BW	G200	G400	G600	MWT	MILK	SS	DC	CWT	EMA	RIB	P8	RBV	IMF	NFI-F	DOC	Angle	claw	
EBV	+6.9	+2.5	-3.2	+3.3	+43	+77	+105	+85	+21	+2.8	-7.7	+64	+7.1	-0.1	-0.6	+0.2	+3.4	+0.37	-3	+0.78	+0.76	
ACC	52%	41%	52%	73%	66%	66%	65%	61%	50%	68%	37%	55%	55%	57%	57%	52%	50%	41%	55%	44%	57%	

460 is a great young sire suitable for use over heifers. Top 9% IMF. Top 8% DC. Top 13% GRN index & top 20% AB index.

# Lot 21

# BARWIDGEE 19540

Society ID: VKD 19 540

Gene Status			
AM	NH	CA	DD
FU	FU	FU	FU

RENNYLEA C574  
Sire BARWIDGEE 14145  
BARWIDGEE 09589

ARDROSSAN EQUATOR A241  
Dam BARWIDGEE 11145  
BARWIDGEE 06496

Born	Birth Wt
18/09/2019	33 kg

					SHEATH			
6	6	6	6	5	5	4	2	41

INDEX	AB	DOM	GRN	GRS
	\$139	\$124	\$146	\$134
Percentile	16	16	26	12

TACE	CALVING EASE				GROWTH And MATERNAL				FERTILITY		CARCASE						FEED		TEMP	Structural	
	DIR	DTRS	GL	BW	G200	G400	G600	MWT	MILK	SS	DC	CWT	EMA	RIB	P8	RBV	IMF	NFI-F	DOC	Angle	claw
EBV	+4.3	+10.1	-5.4	+2.7	+48	+97	+127	+99	+22	+2.4	-6.7	+74	+3.4	+0.5	+0.4	+0.2	+1.6	+0.18	+3	+0.98	+0.76
ACC	56%	49%	64%	75%	70%	71%	74%	70%	61%	73%	45%	61%	60%	61%	62%	57%	56%	47%	61%	66%	66%

540 is out of a very good A241 daughter. Low birth weight and ideal for heifers with high milk . This bull has good birth to growth spread and is top 12% for the GRS index and top 16% AB & DOM indexes.

# Lot 22

# BARWIDGEE 19286

Society ID: VKD 19 286

Gene Status			
AM	NH	CA	DD
FU	FU	FU	FU

G A R PROPHET  
Sire BALDRIDGE BEAST MODE B074  
BALDRIDGE ISABEL Y69

RENNYLEA C574  
Dam BARWIDGEE 15181  
BARWIDGEE 09197

Born	Birth Wt
27/08/2019	44 kg

					SHEATH			
6	6	5	6	5	5	4	1	35

INDEX	AB	DOM	GRN	GRS
	\$127	\$113	\$133	\$124
Percentile	36	47	42	30

TACE	CALVING EASE				GROWTH And MATERNAL				FERTILITY		CARCASE						FEED		TEMP	Structural	
	DIR	DTRS	GL	BW	G200	G400	G600	MWT	MILK	SS	DC	CWT	EMA	RIB	P8	RBV	IMF	NFI-F	DOC	Angle	claw
EBV	+1.5	+1.9	-2	+4.6	+62	+104	+139	+121	+15	+0.6	-7.6	+76	+1.1	+1.5	-1	-1	+1.6	-0.08	+4	+0.76	+0.78
ACC	61%	52%	84%	75%	72%	72%	73%	71%	65%	73%	46%	67%	65%	69%	66%	67%	65%	56%	60%	76%	76%

Super Beast Mode son with excellent growth, structure and temperament. Top 4% 200 day growth. Top 8% 400 & 600 day growth. Moderate BW.

# Lot 23

# BARWIDGEE 19124

Society ID: VKD 19 124

Gene Status			
AM	NH	CA	DD
FU	FU	FU	FU

G A R PROPHET  
Sire BALDRIDGE BEAST MODE B074  
BALDRIDGE ISABEL Y69

RENNYLEA C574  
Dam BARWIDGEE 14240  
BARWIDGEE 10318

Born	Birth Wt
18/08/2019	35 kg

					SHEATH			
7	6	5	5	4	5	5	1	40

INDEX	AB	DOM	GRN	GRS
	\$148	\$130	\$169	\$139
Percentile	7	7	8	6

TACE	CALVING EASE				GROWTH And MATERNAL				FERTILITY		CARCASE						FEED		TEMP	Structural	
	DIR	DTRS	GL	BW	G200	G400	G600	MWT	MILK	SS	DC	CWT	EMA	RIB	P8	RBV	IMF	NFI-F	DOC	Angle	claw
EBV	+2.9	+5.1	-5.2	+4.2	+62	+108	+146	+128	+20	+2.9	-4.9	+76	+4.5	-3	-3.7	+1.4	+2.4	+0.11	+18	+0.74	+0.86
ACC	61%	52%	72%	73%	72%	72%	73%	70%	65%	71%	45%	67%	65%	69%	66%	66%	65%	56%	61%	75%	75%

This Beast Mode son is a twin out of an excellent C574 cow. He is top 5% for all growth and top 10% for all Indexes. A lovely quiet bull.

# Lot 24

# BARWIDGEE 19160

Society ID: VKD 19 160

Gene Status			
AM	NH	CA	DD
FU	FU	FU	FU

G A R PROPHET  
Sire BALDRIDGE BEAST MODE B074  
BALDRIDGE ISABEL Y69

TE MANIA AFRICA A217  
Dam BARWIDGEE 12172  
BARWIDGEE 07175

Born	Birth Wt
21/08/2019	34 kg

					SHEATH			
6	6	6	6	5	4	4	1	41

INDEX	AB	DOM	GRN	GRS
	\$133	\$128	\$140	\$128
Percentile	25	10	33	22

TACE	CALVING EASE				GROWTH And MATERNAL				FERTILITY		CARCASE						FEED		TEMP	Structural	
	DIR	DTRS	GL	BW	G200	G400	G600	MWT	MILK	SS	DC	CWT	EMA	RIB	P8	RBV	IMF	NFI-F	DOC	Angle	claw
EBV	+5.5	+4.8	-3.9	+2.9	+54	+91	+110	+86	+17	+2.5	-6.3	+53	+7.2	0	-0.3	+0.9	+2.2	+0.13	+13	+0.78	+0.7
ACC	59%	49%	67%	74%	70%	70%	72%	67%	60%	71%	44%	61%	61%	62%	61%	59%	59%	50%	62%	65%	65%

Super Beast Mode son out of an Africa cow. Top 10% DOM index . Well put together bull with a lovely quiet nature. Suitable for use over heifers.

**Lot 25**

**BARWIDGEE 19290**









Society ID: **VKD 19 290**

Gene Status			
AM	NH	CA	DD
FU	FU	FU	FU

G A R PROPHET  
Sire BALDRIDGE BEAST MODE B074  
BALDRIDGE ISABEL Y69

TE MANIA EMPEROR E343(AI)  
Dam BARWIDGEE 15149  
BARWIDGEE 09225

Born	Birth Wt
27/08/2019	42 kg

							
6	6	5	6	6	5	4	3

INDEX	AB	DOM	GRN	GRS
	\$152	\$133	\$164	\$142
Percentile	5	4	10	4

TACE	CALVING EASE				GROWTH And MATERNAL				FERTILITY				CARCASE						FEED		TEMP	Structural	
	DIR	DTRS	GL	BW	G200	G400	G600	MWT	MILK	SS	DC	CWT	EMA	RIB	P8	RBV	IMF	NFI-F	DOC	Angle	claw		
EBV	+0.8	+6.1	-3.4	+4.9	+59	+104	+132	+110	+18	+5.5	-11	+70	+4	+0.8	0	+0.8	+1.6	+0.55	+3	+0.82	+0.78		
ACC	61%	52%	85%	75%	73%	72%	73%	71%	66%	73%	45%	67%	66%	70%	67%	67%	66%	56%	60%	74%	74%		

Beast Mode son out of an Emperor daughter. Excellent growth Top 10% 200 & 400 day. Top14% 600 day. Top 1% SS & DC. Top 5% AB, DOM & GRS indexes. Top 10% Grn index. Not as quiet as the Beast Mode progeny usually are.

**Lot 26**

**BARWIDGEE 19376**









Society ID: **VKD 19 376**

Gene Status			
AM	NH	CA	DD
FU	FU	FU	FU

RENNYLEA H7  
Sire RENNYLEA K811(APR)(AI)  
RENNYLEA H549

ARDROSSAN HONOUR H255(AI)  
Dam BARWIDGEE 16236  
BARWIDGEE 09147

Born	Birth Wt
3/09/2019	39 kg

							
7	6	6	6	5	6	4	2

INDEX	AB	DOM	GRN	GRS
	\$125	\$110	\$142	\$116
Percentile	40	56	31	51

TACE	CALVING EASE				GROWTH And MATERNAL				FERTILITY				CARCASE						FEED		TEMP	Structural	
	DIR	DTRS	GL	BW	G200	G400	G600	MWT	MILK	SS	DC	CWT	EMA	RIB	P8	RBV	IMF	NFI-F	DOC	Angle	claw		
EBV	-2.8	-1.3	-4.2	+5.8	+53	+94	+125	+119	+12	+2.2	-5.8	+73	+5.2	-0.3	-1.9	+0.2	+2.6	+0.27	+7	+0.92	+0.72		
ACC	58%	50%	67%	74%	70%	71%	73%	68%	59%	73%	41%	60%	60%	61%	62%	58%	58%	50%	60%	65%	65%		

376 is out of a young Ardrossan Honour H255 daughter. Well balanced EBV's a handy bull.

**Lot 27**

**BARWIDGEE 19294**









Society ID: **VKD 19 294**

Gene Status			
AM	NH	CA	DD
FU	FU	FU	FU

G A R PROPHET  
Sire BALDRIDGE BEAST MODE B074  
BALDRIDGE ISABEL Y69

RENNYLEA EDMUND E11(AI)(ET)  
Dam BARWIDGEE 14168  
BARWIDGEE 12328

Born	Birth Wt
27/08/2019	38 kg

							
5	5	5	5	4	5	4	1

INDEX	AB	DOM	GRN	GRS
	\$122	\$118	\$125	\$118
Percentile	46	31	53	46

TACE	CALVING EASE				GROWTH And MATERNAL				FERTILITY				CARCASE						FEED		TEMP	Structural	
	DIR	DTRS	GL	BW	G200	G400	G600	MWT	MILK	SS	DC	CWT	EMA	RIB	P8	RBV	IMF	NFI-F	DOC	Angle	claw		
EBV	+6.2	+0.5	-3.3	+1.7	+50	+79	+94	+73	+16	+1.8	-8.2	+52	+7.4	+2	+0.6	+0.4	+2.2	+0.43	+10	+0.64	+0.56		
ACC	60%	50%	85%	75%	70%	71%	74%	68%	60%	73%	43%	61%	62%	62%	62%	59%	58%	49%	61%	66%	66%		

Beast Mode son out of an excellent Edmund daughter. Near perfect structure and a really quiet nature. Very low BW and positive fat. Top 5% DC a really useful sort that will produce low cost of production easy care females.

**Lot 28**

**BARWIDGEE 19144**









Society ID: **VKD 19 144**

Gene Status			
AM	NH	CA	DD
FU	FU	FU	FU

RENNYLEA L211(APR)(ET)  
Sire BARWIDGEE 17248  
BARWIDGEE 15217

RENNYLEA C574  
Dam BARWIDGEE 15127  
BARWIDGEE 11287

Born	Birth Wt
20/08/2019	33 kg

							
6	6	6	6	5	5	4	2

INDEX	AB	DOM	GRN	GRS
	\$134	\$124	\$150	\$123
Percentile	24	16	22	33

TACE	CALVING EASE				GROWTH And MATERNAL				FERTILITY				CARCASE						FEED		TEMP	Structural	
	DIR	DTRS	GL	BW	G200	G400	G600	MWT	MILK	SS	DC	CWT	EMA	RIB	P8	RBV	IMF	NFI-F	DOC	Angle	claw		
EBV	+8.4	+5.4	-3.9	+1.3	+40	+74	+86	+51	+18	+2.1	-8	+56	+9.6	+1.5	+0.1	0	+3.5	+0.82	-2	-	-		
ACC	52%	43%	62%	72%	66%	67%	71%	65%	52%	69%	39%	56%	56%	58%	59%	53%	51%	42%	52%	-	-		

144 is a super safe heifer bull with excellent structure and good indexes. Top 10% for DC,EMA & IMF.

### Lot 29

### BARWIDGEE 19436

Society ID: VKD 19 436

Gene Status			
AM	NH	CA	DD
FU	FU	FU	FU

RENNYLEA H7  
Sire RENNYLEA K811(APR)(AI)  
RENNYLEA H549

MATAURI REALITY 839  
Dam BARWIDGEE 16136  
BARWIDGEE 14358

Born	Birth Wt
8/09/2019	37 kg

				SHEATH		
6	6	6	6	4	2	33

INDEX	AB	DOM	GRN	GRS
	\$129	\$110	\$142	\$124
Percentile	32	56	31	30

TACE	CALVING EASE				GROWTH And MATERNAL				FERTILITY		CARCASE						FEED		TEMP	Structural	
	DIR	DTRS	GL	BW	G200	G400	G600	MWT	MILK	SS	DC	CWT	EMA	RIB	P8	RBV	IMF	NFI-F	DOC	Angle	claw
EBV	+4.7	+4.2	-5.5	+5.9	+54	+96	+138	+140	+11	+1.1	-5	+74	+3.9	+0.6	-1.8	-0.2	+1.7	-0.26	+7	+0.94	+0.8
ACC	56%	48%	65%	74%	69%	70%	73%	68%	58%	72%	41%	60%	59%	60%	61%	57%	56%	48%	59%	65%	65%

This well put together K811 son has plenty of growth (Top 10% 600 day)

### Lot 30

### BARWIDGEE 19470

Society ID: VKD 19 470

Gene Status			
AM	NH	CA	DD
FU	FU	FU	FU

RENNYLEA C574  
Sire BARWIDGEE 14145  
BARWIDGEE 09589

TUWHARETOA REGENT D145  
Dam BARWIDGEE 13119  
BARWIDGEE 09279

Born	Birth Wt
10/09/2019	37 kg

				SHEATH		
7	7	6	7	4	1	34

INDEX	AB	DOM	GRN	GRS
	\$150	\$119	\$169	\$140
Percentile	6	28	8	6

TACE	CALVING EASE				GROWTH And MATERNAL				FERTILITY		CARCASE						FEED		TEMP	Structural	
	DIR	DTRS	GL	BW	G200	G400	G600	MWT	MILK	SS	DC	CWT	EMA	RIB	P8	RBV	IMF	NFI-F	DOC	Angle	claw
EBV	+1.6	+6.3	-4.8	+5.4	+52	+104	+149	+142	+20	+1.2	-7.5	+84	+1.6	+0.8	+1	-0.7	+2.1	-0.13	+3	+1.22	+0.92
ACC	57%	50%	63%	75%	70%	71%	73%	69%	61%	73%	46%	61%	61%	62%	62%	58%	56%	48%	61%	66%	66%

470 is out of a good Regent daughter. He is a young sire with top 3% 600 day growth and top 8% 400 day growth. Top 6% AB & GRs indexes. Top 8% GRN index.. Lovely quiet nature.

### Lot 31

### BARWIDGEE 19246

Society ID: VKD 19 246

Gene Status			
AM	NH	CA	DD
FU	FU	FU	FU

RENNYLEA H7  
Sire RENNYLEA K811(APR)(AI)  
RENNYLEA H549

RENNYLEA C574  
Dam BARWIDGEE 15239  
BARWIDGEE 07215

Born	Birth Wt
25/08/2019	40 kg

				SHEATH		
7	7	6	7	4	2	37

INDEX	AB	DOM	GRN	GRS
	\$130	\$108	\$146	\$121
Percentile	31	62	26	38

TACE	CALVING EASE				GROWTH And MATERNAL				FERTILITY		CARCASE						FEED		TEMP	Structural	
	DIR	DTRS	GL	BW	G200	G400	G600	MWT	MILK	SS	DC	CWT	EMA	RIB	P8	RBV	IMF	NFI-F	DOC	Angle	claw
EBV	-0.3	+3.9	-3.2	+5.6	+51	+90	+128	+120	+14	+1.5	-7.5	+72	+3.4	+0.1	-1.3	-0.3	+2.2	-0.22	+4	+0.9	+0.88
ACC	57%	49%	84%	75%	70%	70%	73%	69%	60%	72%	42%	60%	60%	61%	62%	57%	57%	48%	60%	65%	65%

K811 son out of a C574 cow, Well balanced EBV's with good growth.

### Lot 32

### BARWIDGEE 19514

Society ID: VKD 19 514

Gene Status			
AM	NH	CA	DD
FU	FU	FU	FU

RENNYLEA L211(APR)(ET)  
Sire BARWIDGEE 17196(ET)  
BARWIDGEE 14158

BARWIDGEE 11200  
Dam BARWIDGEE 14272  
BARWIDGEE 06130

Born	Birth Wt
14/09/2019	38 kg

				SHEATH		
6	6	6	6	4	1	39

INDEX	AB	DOM	GRN	GRS
	\$147	\$123	\$172	\$132
Percentile	8	18	6	15

TACE	CALVING EASE				GROWTH And MATERNAL				FERTILITY		CARCASE						FEED		TEMP	Structural	
	DIR	DTRS	GL	BW	G200	G400	G600	MWT	MILK	SS	DC	CWT	EMA	RIB	P8	RBV	IMF	NFI-F	DOC	Angle	claw
EBV	+2.6	+4.4	-2.5	+4.1	+50	+88	+115	+100	+21	+3.2	-9.3	+69	+7.3	+0.7	+0.5	-0.5	+3.6	+0.53	+22	+0.84	+0.8
ACC	52%	43%	54%	73%	67%	68%	71%	66%	54%	69%	40%	57%	55%	57%	58%	53%	50%	41%	56%	60%	59%

514 Has excellent structure and a lovely quiet nature. Top 2% DC. Top 10% AB & GRN indexes. A good bull



# Lot 33

# BARWIDGEE 19524

Society ID: VKD 19 524

Gene Status			
AM	NH	CA	DD
FU	FU	FU	FU

TE MANIA EMPEROR E343(AI)  
Sire BARWIDGEE 15124  
BARWIDGEE 11369

BARWIDGEE 12517  
Dam BARWIDGEE 15535  
BARWIDGEE 11263

Born	Birth Wt
15/09/2019	40 kg

7	6	6	6	4	5	4	2	35

INDEX	AB	DOM	GRN	GRS
	\$126	\$111	\$135	\$121
Percentile	38	53	40	38

TACE	CALVING EASE				GROWTH And MATERNAL					FERTILITY		CARCASE						FEED		TEMP	Structural	
	DIR	DTRS	GL	BW	G200	G400	G600	MWT	MILK	SS	DC	CWT	EMA	RIB	P8	RBV	IMF	NFI-F	DOC	Angle	claw	
EBV	+0.6	+2.4	-4.8	+5.3	+47	+92	+126	+116	+14	+1.2	-5.6	+64	+4.4	+0.1	-0.7	+0.4	+1.5	+0.26	+7	+1.18	+1.06	
ACC	52%	42%	50%	73%	67%	68%	71%	66%	50%	70%	38%	56%	56%	58%	59%	53%	51%	39%	56%	63%	63%	

Handy type of bull with well balanced EBV's and top 25% 600 day growth

# Lot 34

# BARWIDGEE 19288

Society ID: VKD 19 288

Gene Status			
AM	NH	CA	DD
FU	FU	FU	FU

RENNYLEA H7  
Sire RENNYLEA K811(APR)(AI)  
RENNYLEA H549

BARWIDGEE 10211  
Dam BARWIDGEE 15195  
BARWIDGEE 10352

Born	Birth Wt
27/08/2019	36 kg

5	6	5	6	5	5	5	2	35

INDEX	AB	DOM	GRN	GRS
	\$129	\$108	\$141	\$123
Percentile	32	62	32	33

TACE	CALVING EASE				GROWTH And MATERNAL					FERTILITY		CARCASE						FEED		TEMP	Structural	
	DIR	DTRS	GL	BW	G200	G400	G600	MWT	MILK	SS	DC	CWT	EMA	RIB	P8	RBV	IMF	NFI-F	DOC	Angle	claw	
EBV	+2	+4.5	-1.6	+5.2	+50	+93	+136	+146	+13	+1.5	-5.5	+74	+5.5	+0.2	-1.5	+0.2	+1.5	-0.13	+8	+0.9	+0.78	
ACC	56%	47%	83%	74%	69%	70%	72%	68%	59%	72%	42%	59%	59%	61%	61%	56%	56%	45%	60%	65%	65%	

288 is a K811 son with excellent structure. Top 10% 600 day growth.

# Lot 35

# BARWIDGEE 19322

Society ID: VKD 19 322

Gene Status			
AM	NH	CA	DD
FU	FU	FU	FU

RENNYLEA C574  
Sire BARWIDGEE 14145  
BARWIDGEE 09589

BARWIDGEE 11200  
Dam BARWIDGEE 15203  
BARWIDGEE 10248

Born	Birth Wt
31/08/2019	38 kg

6	5	6	5	4	5	3	2	39

INDEX	AB	DOM	GRN	GRS
	\$129	\$114	\$141	\$121
Percentile	32	43	32	38

TACE	CALVING EASE				GROWTH And MATERNAL					FERTILITY		CARCASE						FEED		TEMP	Structural	
	DIR	DTRS	GL	BW	G200	G400	G600	MWT	MILK	SS	DC	CWT	EMA	RIB	P8	RBV	IMF	NFI-F	DOC	Angle	claw	
EBV	+0.7	+8.2	-4.2	+4.5	+47	+89	+113	+97	+23	+2.2	-9.3	+65	+1.7	+2	+1.8	-0.9	+2.4	+0.1	+15	+1	+0.84	
ACC	56%	47%	60%	75%	71%	71%	74%	70%	60%	74%	45%	61%	61%	62%	63%	57%	56%	46%	60%	65%	65%	

322 is an easy doing positive fat young sire by our very consistent sire 14145. Top 2% DC. Well balanced EBV's

# Lot 36

# BARWIDGEE 19392

Society ID: VKD 19 392

Gene Status			
AM	NH	CA	DD
FU	FU	FU	F

RENNYLEA L211(APR)(ET)  
Sire BARWIDGEE 17314  
BARWIDGEE 13105

RENNYLEA C574  
Dam BARWIDGEE 15273  
BARWIDGEE 11225

Born	Birth Wt
4/09/2019	47 kg

7	6	6	6	5	5	4	1	37

INDEX	AB	DOM	GRN	GRS
	\$127	\$110	\$156	\$111
Percentile	36	56	16	63

TACE	CALVING EASE				GROWTH And MATERNAL					FERTILITY		CARCASE						FEED		TEMP	Structural	
	DIR	DTRS	GL	BW	G200	G400	G600	MWT	MILK	SS	DC	CWT	EMA	RIB	P8	RBV	IMF	NFI-F	DOC	Angle	claw	
EBV	-6	-0.2	+0.4	+6.3	+49	+84	+105	+88	+16	+1.2	-7.3	+67	+7.7	+0.6	-0.8	-0.7	+4.5	+0.42	+1	+0.86	+0.84	
ACC	53%	44%	63%	72%	66%	68%	71%	65%	51%	70%	40%	57%	57%	58%	59%	54%	51%	43%	52%	60%	59%	

392 is a lovely quiet bull with top1% IMF%. Good outcross genetics

**Lot 37****BARWIDGEE 19442**Society ID: **VKD 19 442**

Gene Status			
AM	NH	CA	DD
FU	FU	FU	F

RENNYLEA H7  
Sire RENNYLEA K811(APR)(AI)  
RENNYLEA H549

BARWIDGEE 14207  
Dam BARWIDGEE 16598  
BARWIDGEE 13519

Born	Birth Wt
9/09/2019	36 kg

					SHEATH			
7	6	6	6	5	5	4	2	38

INDEX	AB	DOM	GRN	GRS
	\$133	\$117	\$146	\$126
Percentile	25	34	26	26

TACE	CALVING EASE				GROWTH And MATERNAL					FERTILITY		CARCASE						FEED		TEMP	Structural	
	DIR	DTRS	GL	BW	G200	G400	G600	MWT	MILK	SS	DC	CWT	EMA	RIB	P8	RBY	IMF	NFI-F	DOC	Angle	claw	
EBV	+1.9	+3.8	-4.3	+4.9	+50	+94	+125	+112	+16	+2.3	-7.1	+74	+6.4	+0.9	-0.9	0	+2	+0.17	+5	+0.88	+0.8	
ACC	54%	45%	60%	74%	69%	70%	72%	67%	57%	71%	38%	58%	59%	60%	61%	56%	55%	44%	58%	64%	64%	

442 is a K811 son with good growth and well balanced EBV's

**Lot 38****BARWIDGEE 19530**Society ID: **VKD 19 530**

Gene Status			
AM	NH	CA	DD
FU	FU	FU	FU

RENNYLEA L211(APR)(ET)  
Sire BARWIDGEE 17248  
BARWIDGEE 15217

BARWIDGEE 10211  
Dam BARWIDGEE 13231  
BARWIDGEE 05405

Born	Birth Wt
16/09/2019	37 kg

					SHEATH			
6	6	5	6	4	5	4	2	40

INDEX	AB	DOM	GRN	GRS
	\$136	\$131	\$149	\$127
Percentile	21	6	23	24

TACE	CALVING EASE				GROWTH And MATERNAL					FERTILITY		CARCASE						FEED		TEMP	Structural	
	DIR	DTRS	GL	BW	G200	G400	G600	MWT	MILK	SS	DC	CWT	EMA	RIB	P8	RBY	IMF	NFI-F	DOC	Angle	claw	
EBV	+5.9	+1.2	-1.5	+1.9	+42	+79	+89	+64	+16	+3	-7.3	+59	+14.5	+1.2	-1.1	+1.7	+2.7	+0.97	-13	+0.88	+0.74	
ACC	51%	42%	56%	72%	66%	68%	71%	65%	51%	70%	39%	56%	56%	57%	58%	53%	50%	39%	53%	60%	60%	

530 is a massive 14.5 for EMA (top 1%) . Excellent heifer bull. Top 6 % DOM index. Very good structure.

**Lot 39****BARWIDGEE 19548**Society ID: **VKD 19 548**

Gene Status			
AM	NH	CA	DD
FU	FU	FU	FU

RENNYLEA K811(APR)(AI)  
Sire BARWIDGEE 17198  
BARWIDGEE 13231

RENNYLEA C574  
Dam BARWIDGEE 14188  
BARWIDGEE 10236

Born	Birth Wt
21/09/2019	37 kg

					SHEATH			
5	6	6	6	5	5	4	2	39

INDEX	AB	DOM	GRN	GRS
	\$136	\$116	\$150	\$128
Percentile	21	37	22	22

TACE	CALVING EASE				GROWTH And MATERNAL					FERTILITY		CARCASE						FEED		TEMP	Structural	
	DIR	DTRS	GL	BW	G200	G400	G600	MWT	MILK	SS	DC	CWT	EMA	RIB	P8	RBY	IMF	NFI-F	DOC	Angle	claw	
EBV	+4.4	+4.8	-4.8	+3.7	+50	+88	+121	+114	+17	+2.4	-7.4	+71	+7.3	+1	-0.3	-0.1	+2.3	+0.23	+5	+0.94	+0.72	
ACC	51%	42%	61%	72%	66%	67%	71%	65%	52%	69%	40%	56%	56%	57%	59%	53%	50%	41%	53%	61%	60%	

548 has a lot going for him, low birthweight he is suitable for use over heifers, near perfect structure, good growth top 25% for AB, GRN &amp; GRS indexes. A very useful sort

**Lot 40****BARWIDGEE 19564**Society ID: **VKD 19 564**

Gene Status			
AM	NH	CA	DD
FU	FU	FU	FU

RENNYLEA H7  
Sire RENNYLEA K811(APR)(AI)  
RENNYLEA H549

BARWIDGEE 14203  
Dam BARWIDGEE 16494  
BARWIDGEE 14264

Born	Birth Wt
25/09/2019	35 kg

					SHEATH			
6	6	6	6	5	6	3	2	36

INDEX	AB	DOM	GRN	GRS
	\$131	\$115	\$146	\$124
Percentile	29	40	26	30

TACE	CALVING EASE				GROWTH And MATERNAL					FERTILITY		CARCASE						FEED		TEMP	Structural	
	DIR	DTRS	GL	BW	G200	G400	G600	MWT	MILK	SS	DC	CWT	EMA	RIB	P8	RBY	IMF	NFI-F	DOC	Angle	claw	
EBV	+1.8	+1.3	-3.2	+4.8	+49	+87	+119	+105	+13	+1.4	-6.3	+72	+8.7	-0.8	-2.5	+0.9	+2.1	-0.08	+18	+0.86	+0.8	
ACC	55%	47%	61%	74%	69%	70%	73%	68%	58%	72%	39%	59%	59%	60%	61%	56%	55%	46%	60%	65%	64%	

Well put together young sire with plenty of weight. Well balanced EBV's . Top 15% EMA. Good for all indexes.

**Lot 41**

**BARWIDGEE 19232**

Society ID: **VKD 19 232**

Gene Status			
AM	NH	CA	DD
FU	FU	FU	FU

G A R PROPHET  
**Sire BALDRIDGE BEAST MODE B074**  
 BALDRIDGE ISABEL Y69

BARWIDGEE 12125  
**Dam BARWIDGEE 14352**  
 BARWIDGEE 12272

Born	Birth Wt
24/08/2019	44 kg

6	5	5	5	5	4	1	38

INDEX	AB	DOM	GRN	GRS
	\$133	\$120	\$159	\$119
Percentile	25	25	14	43

TACE	CALVING EASE				GROWTH And MATERNAL					FERTILITY			CARCASE					FEED		TEMP	Structural	
	DIR	DTRS	GL	BW	G200	G400	G600	MWT	MILK	SS	DC	CWT	EMA	RIB	P8	RBY	IMF	NFI-F	DOC	Angle	claw	
EBV	-4.5	+2.3	-3.7	+6.4	+64	+107	+134	+134	+12	+2.5	-7	+75	+0.7	-1.6	-2.3	0	+3.3	-0.3	+6	+0.7	+0.6	
ACC	60%	51%	84%	74%	72%	71%	73%	70%	65%	72%	42%	66%	64%	69%	65%	65%	64%	53%	60%	75%	74%	

Beast Mode son with a lot of growth. Top 6% 200 & 400 day growth. Top 10% IMF. Excellent structure & temperament. Not recommended for use over heifers

**Lot 42**

**BARWIDGEE 19440**

Society ID: **VKD 19 440**

Gene Status			
AM	NH	CA	DD
FU	FU	FU	FU

RENNYLEA L211(APR)(ET)  
**Sire BARWIDGEE 17196(ET)**  
 BARWIDGEE 14158

RENNYLEA G317(ET)  
**Dam BARWIDGEE 15257**  
 BARWIDGEE 10204

Born	Birth Wt
8/09/2019	38 kg

6	6	5	6	4	6	5	43

INDEX	AB	DOM	GRN	GRS
	\$155	\$124	\$185	\$138
Percentile	3	16	2	7

TACE	CALVING EASE				GROWTH And MATERNAL					FERTILITY			CARCASE					FEED		TEMP	Structural	
	DIR	DTRS	GL	BW	G200	G400	G600	MWT	MILK	SS	DC	CWT	EMA	RIB	P8	RBY	IMF	NFI-F	DOC	Angle	claw	
EBV	+3.4	+2	-2.1	+4.8	+50	+86	+122	+95	+22	+4.8	-8	+64	+7.3	-0.6	-0.4	+0.2	+3.9	+0.66	-6	+0.88	+0.78	
ACC	52%	43%	58%	72%	66%	67%	70%	65%	52%	69%	38%	56%	54%	56%	57%	52%	49%	42%	55%	60%	60%	

440 is a great bull, super temperament and excellent structure combined with excellent EBV's Top 1% SS. Top 4% IMF%. Top 2% Grm index. Top 3% AB index, Top 7% GRS index.

**Lot 43**

**BARWIDGEE 19340**

Society ID: **VKD 19 340**

Gene Status			
AM	NH	CA	DD
FU	FU	FU	FU

RENNYLEA C574  
**Sire BARWIDGEE 14145**  
 BARWIDGEE 09589

RENNYLEA C511  
**Dam BARWIDGEE 12120**  
 BARWIDGEE 04148

Born	Birth Wt
1/09/2019	35 kg

7	6	6	6	5	6	4	40

INDEX	AB	DOM	GRN	GRS
	\$138	\$122	\$151	\$131
Percentile	18	20	21	16

TACE	CALVING EASE				GROWTH And MATERNAL					FERTILITY			CARCASE					FEED		TEMP	Structural	
	DIR	DTRS	GL	BW	G200	G400	G600	MWT	MILK	SS	DC	CWT	EMA	RIB	P8	RBY	IMF	NFI-F	DOC	Angle	claw	
EBV	+3.5	+8.5	-3.8	+3.6	+46	+92	+118	+102	+19	+2.8	-7	+68	+4.6	+2.1	+1.7	-0.3	+2.4	+0.38	0	+1.02	+0.86	
ACC	56%	48%	58%	75%	70%	71%	74%	69%	61%	73%	45%	61%	61%	61%	62%	58%	56%	47%	61%	66%	65%	

340 is a young bull with moderate BW and good growth. Very positive for fat and Top 20% for all \$ Indexes. Outcross breeding. Lovely quiet bull. Suitable for use over heifers. A very useful sort.

**Lot 44**

**BARWIDGEE 19556**

Society ID: **VKD 19 556**

Gene Status			
AM	NH	CA	DD
FU	FU	FU	FU

RENNYLEA EDMUND E11(AI)(ET)  
**Sire BARWIDGEE 14119**  
 BARWIDGEE 12422

BARWIDGEE 10123  
**Dam BARWIDGEE 14388**  
 BARWIDGEE 02110

Born	Birth Wt
23/09/2019	40 kg

6	6	6	6	5	6	4	39

INDEX	AB	DOM	GRN	GRS
	\$139	\$120	\$154	\$132
Percentile	16	25	18	15

TACE	CALVING EASE				GROWTH And MATERNAL					FERTILITY			CARCASE					FEED		TEMP	Structural	
	DIR	DTRS	GL	BW	G200	G400	G600	MWT	MILK	SS	DC	CWT	EMA	RIB	P8	RBY	IMF	NFI-F	DOC	Angle	claw	
EBV	+5.2	+5.6	-4.8	+4.6	+47	+92	+126	+108	+20	+2.8	-6.4	+69	+4.1	+0.8	0	+0.3	+2.1	+0.45	+1	+0.94	+0.68	
ACC	54%	46%	57%	74%	68%	69%	72%	67%	56%	72%	42%	58%	58%	59%	60%	55%	53%	42%	59%	64%	64%	

556 Has a good birth to growth spread along with very good structure. He is top 25% for 600 day growth and also top 20% AB, GRN & GRS indexes.

## Lot 45

## BARWIDGEE 19580

Society ID: VKD 19 580

Gene Status			
AM	NH	CA	DD
FU	FU	FU	FU

RENNYLEA L211(APR)(ET)  
Sire BARWIDGEE 17196(ET)  
BARWIDGEE 14158

BARWIDGEE 13106  
Dam BARWIDGEE 15493  
BARWIDGEE 12524

Born	Birth Wt
5/10/2019	39 kg

								SHEATH			TEMP	
6	6	5	6	5	6	4	1	34				

INDEX	AB	DOM	GRN	GRS
	\$138	\$116	\$157	\$126
Percentile	18	37	15	26

TACE	CALVING EASE				GROWTH And MATERNAL				FERTILITY		CARCASE						FEED		TEMP	Structural	
	DIR	DTRS	GL	BW	G200	G400	G600	MWT	MILK	SS	DC	CWT	EMA	RIB	P8	RBV	IMF	NFI-F	DOC	Angle	claw
EBV	+1.9	-0.2	-3.8	+5	+46	+84	+113	+99	+19	+1.6	-9.5	+66	+5.9	+0.3	+0.3	0	+2.7	+0.31	-3	+0.82	+0.76
ACC	48%	41%	51%	69%	66%	67%	70%	64%	51%	69%	36%	56%	54%	56%	57%	51%	48%	39%	54%	60%	59%

Sired by a fabulous young herd sire this is another very good 17196 son. 580 is the youngest bull in the sale, though in saying that at Barwidgee we pride ourselves on our one compact calving. Top 2% DC and Top 20% AB & GRN indexes. A very useful fore.

## Lot 46

## BARWIDGEE 19572

Society ID: VKD 19 572

Gene Status			
AM	NH	CA	DD
FU	FU	FU	FU

RENNYLEA EDMUND E11(AI)(ET)  
Sire BARWIDGEE 14119  
BARWIDGEE 12422

BARWIDGEE 12203  
Dam BARWIDGEE 14376  
BARWIDGEE 11161

Born	Birth Wt
27/09/2019	34 kg

								SHEATH			TEMP	
6	6	6	6	5	5	5	2	35				

INDEX	AB	DOM	GRN	GRS
	\$129	\$111	\$140	\$121
Percentile	32	53	33	38

TACE	CALVING EASE				GROWTH And MATERNAL				FERTILITY		CARCASE						FEED		TEMP	Structural	
	DIR	DTRS	GL	BW	G200	G400	G600	MWT	MILK	SS	DC	CWT	EMA	RIB	P8	RBV	IMF	NFI-F	DOC	Angle	claw
EBV	+7.4	+7.6	-4.1	+2.4	+40	+76	+107	+106	+19	+1.7	-8	+65	+4.8	+1	+0.2	+0.4	+1.9	+0.31	+5	+0.88	+0.68
ACC	55%	47%	60%	74%	69%	70%	72%	68%	57%	71%	42%	58%	58%	60%	60%	55%	54%	44%	59%	64%	63%

572 is a super heifer bull, very good structure, good birth to growth spread and top 6% DC

## Lot 47

## BARWIDGEE 19554

Society ID: VKD 19 554

Gene Status			
AM	NH	CA	DD
FU	FU	FU	FU

RENNYLEA L211(APR)(ET)  
Sire BARWIDGEE 17248  
BARWIDGEE 15217

BARWIDGEE 13222  
Dam BARWIDGEE 15529  
BARWIDGEE 12250

Born	Birth Wt
23/09/2019	38 kg

								SHEATH			TEMP	
6	6	6	5	4	5	4	1	37				

INDEX	AB	DOM	GRN	GRS
	\$134	\$121	\$151	\$124
Percentile	24	23	21	30

TACE	CALVING EASE				GROWTH And MATERNAL				FERTILITY		CARCASE						FEED		TEMP	Structural	
	DIR	DTRS	GL	BW	G200	G400	G600	MWT	MILK	SS	DC	CWT	EMA	RIB	P8	RBV	IMF	NFI-F	DOC	Angle	claw
EBV	+4.3	+1.5	-0.4	+3.7	+44	+77	+98	+67	+16	+1.9	-6.7	+60	+10.7	0	-1.6	+1	+3	+0.54	-1	+0.86	+0.58
ACC	50%	40%	55%	72%	66%	67%	71%	65%	50%	69%	37%	56%	55%	56%	58%	52%	49%	40%	51%	60%	59%

554 is a really well put together young sire with an excellent temperament. Suitable for use over heifers he is top 4% for EMA, and Top 25% for AB, GRN & DOM indexes.

## Lot 48

## BARWIDGEE 19486

Society ID: VKD 19 486

Gene Status			
AM	NH	CA	DD
FU	FU	FU	FU

RENNYLEA EDMUND E11(AI)(ET)  
Sire BARWIDGEE 14119  
BARWIDGEE 12422

BARWIDGEE 13322  
Dam BARWIDGEE 15543  
BARWIDGEE 12498

Born	Birth Wt
11/09/2019	34 kg

								SHEATH			TEMP	
7	6	6	6	5	6	5	2	44				

INDEX	AB	DOM	GRN	GRS
	\$134	\$121	\$149	\$122
Percentile	24	23	23	35

TACE	CALVING EASE				GROWTH And MATERNAL				FERTILITY		CARCASE						FEED		TEMP	Structural	
	DIR	DTRS	GL	BW	G200	G400	G600	MWT	MILK	SS	DC	CWT	EMA	RIB	P8	RBV	IMF	NFI-F	DOC	Angle	claw
EBV	+8.2	+5.9	-2.1	+1.4	+36	+71	+88	+77	+18	+4.1	-9.6	+57	+7.8	+0.8	-0.1	+1.1	+2.5	+0.77	-8	+0.92	+0.74
ACC	55%	46%	59%	74%	69%	70%	73%	68%	56%	71%	41%	59%	59%	60%	61%	56%	54%	44%	58%	64%	63%

Super safe heifer bull that sits around 25% for most of the \$ indexes. Top 2% SS

**Lot 49**

**BARWIDGEE 19542**

Society ID: **VKD 19 542**

Gene Status			
AM	NH	CA	DD
FU	FU	FU	FU

RENNYLEA L211(APR)(ET)  
 Sire BARWIDGEE 17314  
 BARWIDGEE 13105

BARWIDGEE 13218  
 Dam BARWIDGEE 15575  
 BARWIDGEE 13657

Born	Birth Wt
18/09/2019	38 kg

7	7	6	6	5	5	5	1	36

INDEX	AB	DOM	GRN	GRS
	\$127	\$115	\$144	\$118
Percentile	36	40	29	46

TACE	CALVING EASE				GROWTH And MATERNAL					FERTILITY		CARCASE					FEED		TEMP	Structural	
	DIR	DTRS	GL	BW	G200	G400	G600	MWT	MILK	SS	DC	CWT	EMA	RIB	P8	RBY	IMF	NFI-F	DOC	Angle	claw
EBV	-0.2	+3.6	-0.7	+5.3	+48	+84	+106	+88	+15	+1	-5.9	+62	+8.3	+0.9	-0.3	0	+3.2	+0.4	+12	+0.86	+0.78
ACC	50%	39%	55%	72%	66%	67%	71%	65%	50%	69%	36%	55%	55%	57%	58%	52%	49%	39%	50%	59%	59%

542 is a lovely quiet bull with really well balanced EBV's

**Lot 50**

**BARWIDGEE 19450**

Society ID: **VKD 19 450**

Gene Status			
AM	NH	CA	DD
FU	FU	FU	FU

TE MANIA EMPEROR E343(AI)  
 Sire BARWIDGEE 15124  
 BARWIDGEE 11369

RENNYLEA EDMUND E11(AI)(ET)  
 Dam BARWIDGEE 14216  
 BARWIDGEE 12354

Born	Birth Wt
9/09/2019	39 kg

6	6	5	6	5	5	3	2	37

INDEX	AB	DOM	GRN	GRS
	\$129	\$114	\$146	\$120
Percentile	32	43	26	40

TACE	CALVING EASE				GROWTH And MATERNAL					FERTILITY		CARCASE					FEED		TEMP	Structural	
	DIR	DTRS	GL	BW	G200	G400	G600	MWT	MILK	SS	DC	CWT	EMA	RIB	P8	RBY	IMF	NFI-F	DOC	Angle	claw
EBV	+5.4	+2.9	-5.2	+3.3	+42	+81	+108	+72	+14	+1.5	-6.1	+54	+2.2	+1	-0.2	-0.7	+3.1	+0.62	+12	+0.94	+0.72
ACC	55%	47%	61%	74%	68%	69%	72%	67%	55%	71%	42%	58%	58%	59%	60%	55%	53%	45%	59%	65%	64%

Very well put together young sire out of a good Edmund daughter. Suitable for use over heifers.

**Lot 51**

**BARWIDGEE 19342**

Society ID: **VKD 19 342**

Gene Status			
AM	NH	CA	DD
FU	FU	FU	FU

RENNYLEA L211(APR)(ET)  
 Sire BARWIDGEE 17314  
 BARWIDGEE 13105

TUWHARETOA REGENT D145  
 Dam BARWIDGEE 13133  
 BARWIDGEE 08628

Born	Birth Wt
1/09/2019	42 kg

7	7	6	6	5	6	4	2	37

INDEX	AB	DOM	GRN	GRS
	\$129	\$113	\$151	\$117
Percentile	32	47	21	48

TACE	CALVING EASE				GROWTH And MATERNAL					FERTILITY		CARCASE					FEED		TEMP	Structural	
	DIR	DTRS	GL	BW	G200	G400	G600	MWT	MILK	SS	DC	CWT	EMA	RIB	P8	RBY	IMF	NFI-F	DOC	Angle	claw
EBV	+0.1	-2.7	-1	+5	+44	+76	+99	+82	+15	+1.2	-7.4	+64	+9.9	+0.6	-0.9	+0.3	+3.5	+0.56	+8	+0.88	+0.8
ACC	53%	44%	62%	72%	66%	67%	71%	65%	53%	70%	41%	57%	56%	57%	59%	53%	50%	42%	53%	61%	60%

342 is out of a very good Regent daughter. Top 8% for EMA & IMF%.

**Lot 52**

**BARWIDGEE 19228**

Society ID: **VKD 19 228**

Gene Status			
AM	NH	CA	DD
FU	FU	FU	FU

G A R PROPHET  
 Sire RENNYLEA L211(APR)(ET)  
 RENNYLEA H168

RENNYLEA EDMUND E11(AI)(ET)  
 Dam BARWIDGEE 14146  
 BARWIDGEE 12144

Born	Birth Wt
24/08/2019	37 kg

6	6	5	5	5	5	4	1	35

INDEX	AB	DOM	GRN	GRS
	\$132	\$118	\$155	\$117
Percentile	27	31	17	48

TACE	CALVING EASE				GROWTH And MATERNAL					FERTILITY		CARCASE					FEED		TEMP	Structural	
	DIR	DTRS	GL	BW	G200	G400	G600	MWT	MILK	SS	DC	CWT	EMA	RIB	P8	RBY	IMF	NFI-F	DOC	Angle	claw
EBV	+6	-2.7	-3.7	+3.4	+43	+74	+89	+68	+15	+1.2	-8.6	+57	+8.7	+0.6	-0.9	0	+3.9	+0.67	+1	+0.64	+0.62
ACC	59%	53%	85%	75%	70%	71%	73%	68%	62%	73%	45%	62%	61%	62%	63%	59%	58%	51%	61%	66%	66%

228 is a very neat L211 son out of a very good Edmund daughter. .Excellent structure and temperament. Top 20% GRN index. Ideal for use over heifers.

## Lot 53

## BARWIDGEE 19518

Society ID: VKD 19 518

Gene Status			
AM	NH	CA	DD
FU	FU	FU	3%

G A R PROPHET  
Sire BARWIDGEE 17172  
BARWIDGEE 15157

BARWIDGEE 15124  
Dam BARWIDGEE 17317  
BARWIDGEE 06342

Born	Birth Wt
14/09/2019	33 kg

6	6	6	6	5	5	4	2	38

INDEX	AB	DOM	GRN	GRS
	\$147	\$125	\$168	\$136
Percentile	8	14	8	9

TACE	CALVING EASE				GROWTH And MATERNAL				FERTILITY			CARCASE					FEED		TEMP	Structural	
	DIR	DTRS	GL	BW	G200	G400	G600	MWT	MILK	SS	DC	CWT	EMA	RIB	P8	RBV	IMF	NFI-F	DOC	Angle	claw
EBV	+4.8	+4.2	-5.3	+4.2	+54	+98	+131	+100	+18	+2.4	-7.1	+69	+3.2	+0.7	-0.5	-0.5	+3	+0.59	+16	+0.84	+0.72
ACC	57%	44%	54%	71%	64%	66%	69%	62%	48%	68%	37%	54%	55%	56%	57%	52%	49%	40%	52%	60%	59%

First calf from a 2yo heifer. Moderate birth weight and top 20% for 400 & 600 day growth. Excellent structure Top 10% AB, GRN & GRS indexes. Top 15% DOM index. Plenty of weight and quality.

## Lot 54

## BARWIDGEE 19506

Society ID: VKD 19 506

Gene Status			
AM	NH	CA	DD
FU	FU	FU	FU

BARWIDGEE 15388  
Sire BARWIDGEE 17414  
BARWIDGEE 12422

RENNYLEA L211(APR)(ET)  
Dam BARWIDGEE 17251  
BARWIDGEE 12626

Born	Birth Wt
14/09/2019	33 kg

6	5	5	5	5	5	5	2	36

INDEX	AB	DOM	GRN	GRS
	\$148	\$128	\$173	\$135
Percentile	7	10	6	10

TACE	CALVING EASE				GROWTH And MATERNAL				FERTILITY			CARCASE					FEED		TEMP	Structural	
	DIR	DTRS	GL	BW	G200	G400	G600	MWT	MILK	SS	DC	CWT	EMA	RIB	P8	RBV	IMF	NFI-F	DOC	Angle	claw
EBV	+8.8	+5.5	-2.3	+2.2	+47	+88	+114	+94	+21	+2.7	-6.4	+68	+9.2	+0.7	-0.7	+0.2	+3.7	+0.75	+14	+0.82	+0.62
ACC	57%	41%	56%	72%	66%	67%	71%	65%	49%	69%	34%	55%	55%	57%	58%	52%	50%	38%	54%	60%	59%

Super bull here. Don't let his late lot number pass him up, he is a 2yo heifers first calf and ideal for use over heifers. Near perfect structure. Top 10% EMA, BW and CE. Top 6% IMF% Top 8% AB, GRN & DOM indexes. Top 10% GRS index. A really good bull.

## Lot 55

## BARWIDGEE 19406

Society ID: VKD 19 406

Gene Status			
AM	NH	CA	DD
FU	FU	FU	FU

BARWIDGEE 15124  
Sire BARWIDGEE 17438  
BARWIDGEE 12126

RENNYLEA L211(APR)(ET)  
Dam BARWIDGEE 17549  
BARWIDGEE 14352

Born	Birth Wt
5/09/2019	38 kg

7	6	7	6	5	6	4	2	39

INDEX	AB	DOM	GRN	GRS
	\$141	\$123	\$166	\$126
Percentile	14	18	9	26

TACE	CALVING EASE				GROWTH And MATERNAL				FERTILITY			CARCASE					FEED		TEMP	Structural	
	DIR	DTRS	GL	BW	G200	G400	G600	MWT	MILK	SS	DC	CWT	EMA	RIB	P8	RBV	IMF	NFI-F	DOC	Angle	claw
EBV	+0.9	+1	-3.1	+4.5	+48	+90	+112	+101	+15	+3.1	-8.1	+64	+5	+1	+0.3	0	+3.5	+0.41	+1	+0.94	+0.74
ACC	59%	42%	50%	72%	66%	67%	71%	65%	47%	69%	34%	55%	55%	57%	58%	52%	49%	39%	53%	59%	59%

A very handy bull this late in the sale. First calf from a 2yo heifer. Really well balanced EBV's. Top 8% IMF & DC. Top 10% GRN index. Top 15% AB index. A really useful sort.

## Lot 56

## BARWIDGEE 19468

Society ID: VKD 19 468

Gene Status			
AM	NH	CA	DD
FU	FU	FU	FU

TE MANIA EMPEROR E343(AI)  
Sire BARWIDGEE 15124  
BARWIDGEE 11369

BARWIDGEE 13106  
Dam BARWIDGEE 15617  
BARWIDGEE 12296

Born	Birth Wt
10/09/2019	35 kg

6	6	6	6	5	5	3	2	35

INDEX	AB	DOM	GRN	GRS
	\$140	\$121	\$158	\$130
Percentile	15	23	15	18

TACE	CALVING EASE				GROWTH And MATERNAL				FERTILITY			CARCASE					FEED		TEMP	Structural	
	DIR	DTRS	GL	BW	G200	G400	G600	MWT	MILK	SS	DC	CWT	EMA	RIB	P8	RBV	IMF	NFI-F	DOC	Angle	claw
EBV	+6.2	+4.7	-6.5	+3.2	+45	+91	+123	+96	+19	+1	-5.8	+65	+3.2	+0.1	-0.8	0	+2.7	+0.21	+9	+0.96	+0.98
ACC	53%	44%	55%	73%	67%	68%	70%	65%	53%	70%	39%	57%	56%	58%	59%	53%	52%	42%	58%	51%	61%

468 is a well put together young sire. Suitable for use over heifers he has a good birth to growth spread and is top 16% for AB, GRN & GRS indexes.









**Lot 57****BARWIDGEE 19380****Society ID: VKD 19 380**

Gene Status			
AM	NH	CA	DD
FU	FU	FU	FU

EF COMPLEMENT 8088  
 Sire BARWIDGEE 17160  
 BARWIDGEE 13397

BARWIDGEE 15480  
 Dam BARWIDGEE 17433  
 BARWIDGEE 15189

Born	Birth Wt
3/09/2019	30 kg

								
6	6	5	5	4	5	4	1	35

INDEX	AB	DOM	GRN	GRS
	\$133	\$118	\$152	\$124
Percentile	25	31	20	30

TACE	CALVING EASE				GROWTH And MATERNAL					FERTILITY		CARCASE						FEED	TEMP	Structural	
	DIR	DTRS	GL	BW	G200	G400	G600	MWT	MILK	SS	DC	CWT	EMA	RIB	P8	RBY	IMF	NFI-F	DOC	Angle	claw
EBV	+7.7	+7.7	-6.1	+2.4	+45	+86	+113	+89	+22	+0.4	-5	+68	+5.8	-0.2	-0.8	-0.4	+3.3	+0.37	+8	+0.94	+0.68
ACC	55%	42%	53%	71%	64%	65%	69%	61%	46%	67%	36%	54%	54%	55%	57%	51%	48%	39%	50%	60%	60%

First calf from a 2yo heifer. Ideal for use over heifers. Excellent structure and temperament. Top 25% AB & GRN indexes.