

CASTLE CAMPS

BORDER LEICESTER & WHITE SUFFOLK STUD

8TH ANNUAL SALE

Friday, 24th September, 2021 • 11am on property

70 WHITE SUFFOLK RAMS 70

70 BORDER LEICESTER RAMS 70

2018 Riddoch Highway Keith – Inspections from 9.30am

PLATINUM Ag Services

A RURALCO BUSINESS

Platinum Livestock Keith

Adam Bradley

Simon Rosenzweig

0428 838 285

0427 887 705



AuctionsPlus



Miller Whan & John
Mike Newton 0417 812 312



Accredited Brucellosis Free • OJD Vaccinated • Lambplan Tested • Rebate to outside agents • Morning tea and lunch

Ian & Sue would like to thank Zoetis and
Cox Rural Keith for their support of our sale.



Keith
08 8755 1188



**COVID-19: Please be aware that we are obliged to abide by the current
COVID-19 rules, regulations and restrictions on sale day. Please take care.**

CASTLE CAMPS

BORDER LEICESTER & WHITE SUFFOLK STUD

70 White Suffolk Rams 70

70 Border Leicester Rams 70

SALE DETAILS

Sale commences 11.00 am • Inspections from 9.30am

2018 Riddoch Hwy, Keith

To be eligible for transfer as a stud ram the minimum sale price is \$1500 (plus GST)

Accredited Brucellosis Free • OJD Vaccinated • Lambplan Tested • Morning tea and lunch provided

Ian Carr • 0438 566 030 • castlecamps@bigpond.com •  Find us on Facebook

PLATINUM Ag Services
A RURALCO BUSINESS

Adam Bradley
Simon Rosenzweig

0428 838 285
0427 887 705


AuctionsPlus


SuperBorder\$


LAMBPLAN
ASBV

Miller Whan & John
Mike Newton 0417 812 312


M.W.J.
EXPERIENCE
118 YEARS
SELLS

Terminal Carcase Production (TCP)

The TCP index is for a prime lamb production system where terminal sires are joined to ewes of a Merino/maternal breed or cross. The TCP index focuses on increasing weight and muscle while reducing carcase fat.

These are changes which contribute to higher lean meat yield. TCP also has emphasis on modest improvements in eating quality.

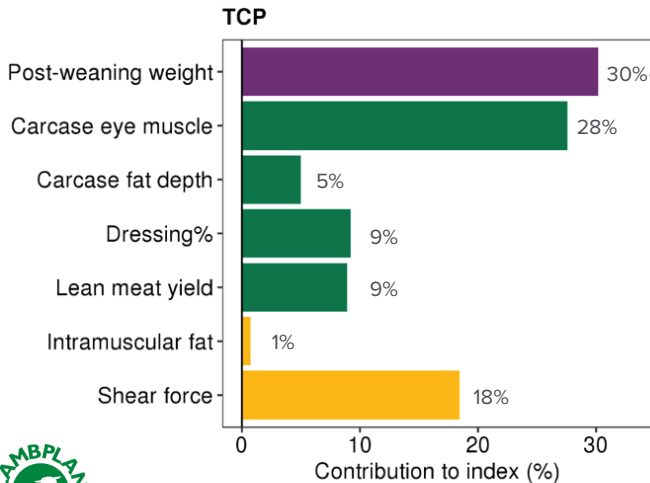
Typical trait changes for the TCP index include:

- increasing post weaning weight
- increasing carcase eye muscle depth
- decreasing carcase fat depth
- increasing dressing percentage
- increasing lean meat yield
- slightly improving eating quality.

Sheep with better eating quality will have higher ASBVs for intramuscular fat (more marbling) and lower ASBVs for shear force (better tenderness).

Figure 1 illustrates which traits are in the index and how much they contribute to the overall balance of the index. The longer the bar, the greater the impact on the index, and the greater impact on the profitability of the production system.

Figure 1: The traits in the TCP index and how they contribute to the overall balance of the index



© Sheep Genetics 2019

Eating Quality (EQ)

The EQ index is for a prime lamb operation where terminal sires are joined to ewes of a Merino/maternal breed or cross, and where producers are interested in improving the eating quality of their lambs to a greater degree than is possible with the TCP index. Because of the added emphasis on eating quality, there is less emphasis on growth and carcass traits, although they will still improve.

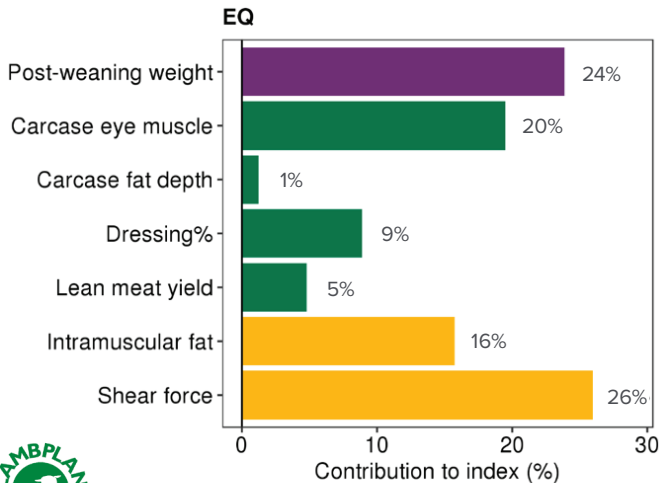
Typical trait changes for the EQ index include:

- increasing post weaning weight
- increasing eye muscle depth
- maintaining/small reduction in carcass fat
- increasing dressing percentage
- increasing lean meat yield
- large improvement in eating quality.

Sheep with better eating quality will have higher ASBVs for intramuscular fat (more marbling) and lower ASBVs for shear force (better tenderness).

Figure 2 illustrates which traits are in the index and how much they contribute to the overall balance of the index. The longer the bar, the greater the impact on the index, and the greater impact on the profitability of the production system.

Figure 2: The traits in the EQ index and how they contribute to the overall balance of the index



© Sheep Genetics 2019

MEMORANDUM OF STUD SIRES

WHITE SUFFOLK SIRES

Waratah 16 0312	Bwt 0.43	Farrer 14 0188 Wwt 11.43 Waratah	TCP 143.6 Pwwt 16.92 TCP 131.2	EQ 138.1 Pfat -0.47 EQ 124.3	Pemd 1.43	TCP 139.25	EQ 132.6
Castle Camps Kuzz 2nd 17 7034	Bwt 0.42	Castle Camps Kuzz 15 5026 Wwt 9.71 Castle Camps 11 0136	TCP 136.1 Pwwt 14.51 TCP 135.9	EQ 131.6 Pfat -1.26 EQ 130.1	Pemd 0.27	TCP 132.5	EQ 127.5
Castle Camps A2 17 7138	Bwt 0.12	Anden 15 0108 Wwt 9.77 Castle Camps 15 5045	TCP 136.9 Pwwt 15.51 TCP 136.4	EQ 132.8 Pfat -0.86 EQ 132.5	Pemd 1.15	TCP 135.43	EQ 131.2
Mertex 17 0593	Bwt 0.55	Depta Grove 11 0452 Wwt 9.47 Mertex 16 0498	TCP 134.8 Pwwt 15.36 TCP 140.8	EQ 128.0 Pfat 0.02 EQ 135.6	Pemd 2.27	TCP 143.75	EQ 137.2
Days 18 0082	Bwt 0.17	Felix 15 0721 Wwt 10.38 Days 15 0191	TCP 162.1 Pwwt 16.15 TCP 127.2	EQ 153.7 Pfat -0.86 EQ 120.5	Pemd 2.33	TCP 141.35	EQ 130.2
Glengarry 18 8030	Bwt 0.04	Glengarry 17 7121 Wwt 10.74 Glengarry 15 5315	TCP 155.4 Pwwt 17.74 TCP 131.2	EQ 152.9 Pfat -0.39 EQ 124.3	Pemd 2.18	TCP 152.0	EQ 149.8

MEMORANDUM OF STUD SIRES

BORDER LEICESTER

Castle Camps Aroura 17 7318 (Trip)	Bwt 0.1	Johnos Aroura 11 0083 Mwwt 0.2 Wwt 4.32 Castle Camps 12 2352	BLX 145.3 Pwwt 7.31 BLX 111.2	Pfat 0.19	Pemd 0.94	Pwec -20.5	Nlw 18%	BLX 131.9
Castle Camps Fred 18 8299 (Tw)	Bwt 0.2	Inverbrackie 16 1041 Mwwt 0.19 Wwt 6.85 Castle Camps 14 4324	BLX 126.3 Pwwt 10.74 BLX 119.4	Pfat -0.5	Pemd 0.97	Pwec -35.5	Nlw 5%	BLX 122.8
Castle Camps Earthquake 18 8354	Bwt 0.34	Retallack Earthquake 13 0947 Mwwt -0.2 Wwt 6.00 Castle Camps 14 4338	BLX 116.8 Pwwt 8.51 BLX 123.1	Pfat -0.23	Pemd 0.01	Pwec -18.2	Nlw 8%	BLX 115.4
Gleneith 17 0003 (Tw)	Bwt 0.29	Gleneith 13 0103 Mwwt 1.47 Wwt 6.85 Gleneith 14 0447	BLX 131.4 Pwwt 9.78 BLX 126.5	Pfat -1.11	Pemd 0.36	Pwec -36	Nlw 12%	BLX 135
Gleneith 17 0086 (Tw)	Bwt 0.16	Gleneith 15 0041 Mwwt 2.65 Wwt 5.04 Gleneith 15 0383	BLX 129.4 Pwwt 9.00 BLX 138.9	Pfat 0.02	Pemd 1.13	Pwec -31	Nlw 12%	BLX 137.4
New Armatree Thriller 18 0083	Bwt 0.19	New Armatree 16 0324 Mwwt 0.16 Wwt 4.30 New Armatree 14 0039	BLX 120.7 Pwwt 7.76 BLX 124.4	Pfat 0.48	Pemd 0.5	Pwec 102.7	Nlw 12%	BLX 125.9

MEMORANDUM OF STUD SIRES

BORDER LEICESTER AI SIRES

Kegra 18 0060 (Tw)	Bwt 0.27	Kegra 16 0058		BLX 115.5					
		Mwwt 0.72	Wwt 8.01	Pwwt 13.09	Pfat 1.06	Pemd 0.5	Pwec -23.5	Nlw 10%	BLX 128.2
		Kegra 15 0206		BLX 131.1					
Talkook Rocky 17 0081	Bwt 0.33	Mount Beckom 15 0365		BLX ****					
		Mwwt ***	Wwt 3.79	Pwwt 5.66	Pfat -0.82	Pemd -0.48	Pwec 58.1	Nlw ****	BLX 105
		Talkook 12 0017		BLX ****					

Abbreviations: CC - Castle Camps W - Waratah M - Mertex D - Days Gl - Glengarry G - Gleneith NA - New Armatree K - Kegra T - Talkook
 \$ - Super Border BT - Birth Type BLX - Border Crossing Index TCP - Terminal Carcase Production EQ - Eating Quality

CASTLE CAMPS – WHITE SUFFOLK RAMS

LOT	TAG	SIRE	DOB	BT	BWT	WWT	PWWT	PFAT	PEMD	TPC	EQ	BUYER
1	0136	GI 18 8030	23/6/20	1	0.12	10.09	15.53	-0.64	2.19	146.48	142.15	
<i>Acc %</i>					<i>59</i>	<i>63</i>	<i>60.00</i>	<i>56.00</i>	<i>60</i>			\$
2	0674	GI 18 8030	7/6/20	1	0.21	9.45	14.87	-0.45	1.78	141.06	137.34	
<i>Acc %</i>					<i>59</i>	<i>63</i>	<i>61.00</i>	<i>57.00</i>	<i>61</i>			\$
3	0189	M 17 0593	5/7/20	1	0.58	9.81	15.25	-0.67	1.10	137.96	131.82	
<i>Acc %</i>					<i>64</i>	<i>67</i>	<i>64.00</i>	<i>61.00</i>	<i>64</i>			\$
4	0012	D 18 0082	8/6/20	2	0.44	10.50	15.61	-1.28	1.18	139.74	131.87	
<i>Acc %</i>					<i>60</i>	<i>64</i>	<i>61.00</i>	<i>57.00</i>	<i>60</i>			\$
5	0677	D 18 0082	15/6/20	2	0.30	9.67	15.02	-0.63	1.01	132.05	125.33	
<i>Acc %</i>					<i>54</i>	<i>58</i>	<i>56.00</i>	<i>51.00</i>	<i>55</i>			\$
6	0103	D 18 0082	21/6/20	1	0.33	9.53	14.80	-0.97	1.41	136.50	129.11	
<i>Acc %</i>					<i>61</i>	<i>64</i>	<i>61.00</i>	<i>57.00</i>	<i>60</i>			\$
7	0071	W 16 0312	20/6/20	1	0.40	9.99	14.76	-0.49	1.81	139.34	133.44	
<i>Acc %</i>					<i>63</i>	<i>66</i>	<i>63.00</i>	<i>60.00</i>	<i>64</i>			\$
8	0084	CC 17 7034	20/6/20	2	0.50	10.08	15.12	-0.90	0.54	136.14	132.25	
<i>Acc %</i>					<i>61</i>	<i>64</i>	<i>62.00</i>	<i>58.00</i>	<i>62</i>			\$

CASTLE CAMPS – WHITE SUFFOLK RAMS

LOT	TAG	SIRE	DOB	BT	BWT	WWT	PWWT	PFAT	PEMD	TPC	EQ	BUYER
9	0021	Gl 18 8030	13/6/20	1	0.20	9.80	15.47	-0.58	1.92	144.70	140.42	
<i>Acc %</i>					<i>58</i>	<i>62</i>	<i>60.00</i>	<i>55.00</i>	<i>59</i>			\$
10	0024	D 18 0082	14/6/20	2	0.24	9.36	14.29	-0.50	2.09	138.34	131.44	
<i>Acc %</i>					<i>61</i>	<i>64</i>	<i>62.00</i>	<i>58.00</i>	<i>61</i>			\$
11	0051	D 18 0082	18/6/20	1	0.12	9.13	14.14	-0.52	2.28	138.49	131.51	
<i>Acc %</i>					<i>60</i>	<i>64</i>	<i>62.00</i>	<i>57.00</i>	<i>60</i>			\$
12	0160	D 18 0082	25/6/20	1	0.19	9.54	14.41	-0.71	2.16	139.03	130.72	
<i>Acc %</i>					<i>61</i>	<i>65</i>	<i>63.00</i>	<i>58.00</i>	<i>61</i>			\$
13	0049	Gl 18 8030	18/6/20	1	0.09	9.85	15.79	-0.79	1.53	142.16	138.95	
<i>Acc %</i>					<i>58</i>	<i>62</i>	<i>60.00</i>	<i>56.00</i>	<i>59</i>			\$
14	0116	Gl 18 8030	22/6/20	1	0.16	10.02	15.57	-0.79	1.51	141.91	137.96	
<i>Acc %</i>					<i>59</i>	<i>63</i>	<i>61.00</i>	<i>57.00</i>	<i>60</i>			\$
15	0102	Gl 18 8030	21/6/20	1	0.23	9.89	15.75	-0.60	1.93	145.13	141.21	
<i>Acc %</i>					<i>59</i>	<i>63</i>	<i>61.00</i>	<i>56.00</i>	<i>60</i>			\$
16	0017	Gl 18 8030	12/6/20	1	0.10	9.36	15.25	0.09	2.73	146.50	143.51	
<i>Acc %</i>					<i>59</i>	<i>63</i>	<i>61.00</i>	<i>57.00</i>	<i>60</i>			\$

CASTLE CAMPS – WHITE SUFFOLK RAMS

LOT	TAG	SIRE	DOB	BT	BWT	WWT	PWWT	PFAT	PEMD	TPC	EQ	BUYER
17	0089	W 16 0312	21/6/20	2	0.49	10.57	15.95	-0.73	0.86	136.19	130.05	
<i>Acc %</i>					64	67	64.00	61.00	64			\$
18	0201	W 16 0312	9/7/20	1	0.38	10.27	15.86	-0.78	1.13	137.32	130.69	
<i>Acc %</i>					63	66	64.00	60.00	64			\$
19	0060	W 16 0312	19/6/20	2	0.30	9.44	14.31	0.02	2.14	138.70	133.98	
<i>Acc %</i>					63	66	63.00	60.00	63			\$
20	0198	CC 17 7034	8/8/20	1	0.28	10.23	15.40	-1.09	1.08	137.86	131.63	
<i>Acc %</i>					61	65	62.00	58.00	62			\$
21	0129	Gl 18 8030	22/6/20	1	0.21	10.44	16.72	-0.67	1.59	144.10	140.34	
<i>Acc %</i>					58	62	60.00	56.00	59			\$
22	0181	M 17 0593	3/7/20	1	0.45	9.24	14.81	-0.47	1.47	140.09	135.62	
<i>Acc %</i>					61	65	62.00	59.00	62			\$
23	0042	CC 17 7034	17/6/20	1	0.42	9.85	14.43	-1.42	0.44	133.57	127.80	
<i>Acc %</i>					62	66	63.00	60.00	64			\$
24	0195	W 16 0312	7/7/20	1	0.44	10.96	16.12	-0.81	1.11	137.43	131.51	
<i>Acc %</i>					63	66	63.00	61.00	64			\$

CASTLE CAMPS – WHITE SUFFOLK RAMS

LOT	TAG	SIRE	DOB	BT	BWT	WWT	PWWT	PFAT	PEMD	TPC	EQ	BUYER
25	0031	CC 17 7034	16/6/20	1	0.49	9.54	14.61	-0.79	0.62	133.60	129.34	
<i>Acc %</i>					62	65	63.00	59.00	63			\$
26	0008	W 16 0312	5/6/20	1	0.35	10.59	15.56	-0.70	1.26	137.27	131.36	
<i>Acc %</i>					62	66	63.00	59.00	63			\$
27	0126	CC 17 7034	22/6/20	2	0.29	8.95	13.44	-0.86	1.10	134.03	129.60	
<i>Acc %</i>					62	65	63.00	59.00	63			\$
28	0122	CC 17 7034	22/6/20	1	0.27	8.44	12.84	-0.72	1.31	133.90	129.04	
<i>Acc %</i>					63	66	62.00	54.00	55			\$
29	0147	CC 17 7138	23/6/20	2	0.24	9.09	14.21	-0.72	1.45	136.18	131.51	
<i>Acc %</i>					61	65	62.00	58.00	62			\$
30	0101	CC 17 7034	21/6/20	1	0.37	9.52	14.23	-0.93	0.64	132.43	128.37	
<i>Acc %</i>					61	65	62.00	58.00	62			\$
31	0011	D 18 0082	8/6/20	2	0.40	9.93	15.03	-0.95	1.59	140.18	132.80	
<i>Acc %</i>					60	64	61.00	57.00	60			\$
32	0199	M 17 0593	8/7/20	2	0.28	8.96	14.70	0.17	1.91	135.95	131.64	
<i>Acc %</i>					62	65	63.00	59.00	54			\$

CASTLE CAMPS – WHITE SUFFOLK RAMS

LOT	TAG	SIRE	DOB	BT	BWT	WWT	PWWT	PFAT	PEMD	TPC	EQ	BUYER
33	0019	W 16 0312	12/6/20	2	0.47	10.94	16.62	-0.55	1.16	140.28	135.49	
<i>Acc %</i>					63	66	64.00	61.00	64			\$
34	0112	CC 18 8030	22/6/20	1	0.10	9.09	14.72	-0.34	1.99	143.00	140.69	
<i>Acc %</i>					58	61	59.00	55.00	59			\$
35	0185	D 18 0082	4/7/20	2	0.42	10.58	15.82	-0.82	1.72	140.20	131.34	
<i>Acc %</i>					60	64	61.00	57.00	60			\$
36	0428	Gl 18 8030	10/8/20	1	0.20	9.29	14.78	-0.58	1.29	138.57	136.19	
<i>Acc %</i>					60	64	61.00	55.00	59			\$
37	0494	Gl 18 8030	13/8/20	2	0.19	9.96	15.72	-0.77	1.54	143.37	139.22	
<i>Acc %</i>					62	65	63.00	61.00	64			\$
38	0128	CC 17 7034	22/6/20	1	0.44	9.54	14.42	-1.10	0.40	131.98	126.59	
<i>Acc %</i>					61	65	62.00	58.00	62			\$
39	0177	D 18 0082	1/7/20	2	0.43	10.79	16.31	-0.73	1.86	142.61	135.56	
<i>Acc %</i>					60	64	61.00	57.00	60			\$
40	0020	W 16 0312	12/6/20	2	0.48	11.24	17.13	-0.64	1.07	140.79	135.75	
<i>Acc %</i>					63	66	64.00	61.00	64			\$

CASTLE CAMPS – WHITE SUFFOLK RAMS

LOT	TAG	SIRE	DOB	BT	BWT	WWT	PWWT	PFAT	PEMD	TPC	EQ	BUYER
41	0067	W 16 0312	19/6/20	2	0.41	10.97	16.83	-0.65	1.21	140.86	136.22	
<i>Acc %</i>					63	66	64.00	61.00	64			\$
42	0003	W 16 0312	4/6/20	2	0.47	10.18	15.60	-0.68	1.32	138.86	132.73	
<i>Acc %</i>					64	67	64.00	61.00	64			\$
43	0033	D 18 0082	16/6/20	2	0.21	9.93	15.06	-0.45	2.70	141.67	132.49	
<i>Acc %</i>					62	65	63.00	58.00	61			\$
44	0137	Gl 18 8030	23/6/20	2	0.11	9.36	15.02	-0.49	1.68	141.67	139.11	
<i>Acc %</i>					59	63	60.00	55.00	59			\$
45	0143	D 18 0082	23/6/20	2	0.27	9.76	15.17	-0.64	1.79	138.81	130.96	
<i>Acc %</i>					61	64	62.00	56.00	60			\$
46	0184	D 18 0082	4/7/20	1	0.25	10.75	16.41	-0.48	2.30	141.94	133.21	
<i>Acc %</i>					60	64	61.00	57.00	60			\$
47	0684	Gl 18 8030	10/6/20	1	0.12	9.80	15.48	-0.60	2.03	144.96	140.06	
<i>Acc %</i>					59	62	60.00	56.00	60			\$
48	0015	W 16 0312	12/6/20	2	0.43	10.86	16.33	-0.62	1.23	138.75	133.85	
<i>Acc %</i>					63	66	63.00	60.00	64			\$

CASTLE CAMPS – WHITE SUFFOLK RAMS

LOT	TAG	SIRE	DOB	BT	BWT	WWT	PWWT	PFAT	PEMD	TPC	EQ	BUYER
49	0166	CC 17 7034	26/6/20	2	0.42	9.98	14.82	-0.66	0.83	134.05	129.27	
<i>Acc %</i>					<i>61</i>	<i>64</i>	<i>62.00</i>	<i>58.00</i>	<i>62</i>			\$
50	0066	CC 17 7138	19/6/20	1	0.14	9.75	14.95	-0.56	1.15	134.28	130.21	
<i>Acc %</i>					<i>62</i>	<i>65</i>	<i>63.00</i>	<i>59.00</i>	<i>63</i>			\$
51	0171	W 16 0312	27/6/20	1	0.37	10.90	16.38	-0.78	0.91	136.62	130.69	
<i>Acc %</i>					<i>62</i>	<i>66</i>	<i>63.00</i>	<i>60.00</i>	<i>63</i>			\$
52	0026	W 16 0312	14/6/20	2	0.51	9.56	13.92	-0.53	1.28	135.27	129.28	
<i>Acc %</i>					<i>64</i>	<i>67</i>	<i>64.00</i>	<i>61.00</i>	<i>65</i>			\$
53	0115	CC 17 7034	22/6/20	1	0.38	9.88	14.37	-1.52	0.27	134.78	129.52	
<i>Acc %</i>					<i>61</i>	<i>65</i>	<i>62.00</i>	<i>59.00</i>	<i>62</i>			\$
54	0168	CC 17 7034	26/6/20	2	0.45	9.67	14.48	-1.06	0.20	132.69	129.95	
<i>Acc %</i>					<i>62</i>	<i>65</i>	<i>63.00</i>	<i>59.00</i>	<i>62</i>			\$
55	0117	Gl 18 8030	22/6/20	2	0.18	8.57	14.69	-0.08	1.70	139.42	137.63	
<i>Acc %</i>					<i>59</i>	<i>63</i>	<i>61.00</i>	<i>56.00</i>	<i>60</i>			\$
56	0097	CC 17 7138	21/6/20	2	0.11	8.98	14.68	-0.23	1.39	133.36	130.86	
<i>Acc %</i>					<i>64</i>	<i>67</i>	<i>65.00</i>	<i>60.00</i>	<i>64</i>			\$

CASTLE CAMPS – WHITE SUFFOLK RAMS

LOT	TAG	SIRE	DOB	BT	BWT	WWT	PWWT	PFAT	PEMD	TPC	EQ	BUYER
57	0134	CC 17 7034	23/6/20	1	0.33	10.18	15.23	-1.03	0.37	131.56	126.53	
<i>Acc %</i>					<i>61</i>	<i>65</i>	<i>62.00</i>	<i>59.00</i>	<i>62</i>			\$
58	0676	CC 17 7138	7/6/20	1	0.22	9.75	15.26	-1.04	0.80	133.33	128.04	
<i>Acc %</i>					<i>64</i>	<i>67</i>	<i>65.00</i>	<i>61.00</i>	<i>65</i>			\$
59	0057	Gl 18 8030	18/6/20	2	0.16	10.54	16.38	-0.60	1.36	142.84	138.59	
<i>Acc %</i>					<i>59</i>	<i>63</i>	<i>61.00</i>	<i>57.00</i>	<i>60</i>			\$
60	0141	D 18 0082	23/6/20	2	0.15	10.00	15.25	-0.93	1.62	138.63	129.59	
<i>Acc %</i>					<i>61</i>	<i>65</i>	<i>62.00</i>	<i>57.00</i>	<i>60</i>			\$
61	0673	Gl 18 8030	10/6/20	2	0.30	10.02	16.22	-0.33	1.70	142.91	140.06	
<i>Acc %</i>					<i>59</i>	<i>63</i>	<i>61.00</i>	<i>56.00</i>	<i>60</i>			\$
62	0004	CC 17 7034	4/6/20	2	0.51	10.79	16.26	-1.19	0.16	133.84	128.08	
<i>Acc %</i>					<i>61</i>	<i>65</i>	<i>62.00</i>	<i>59.00</i>	<i>62</i>			\$
63	0040	CC 17 7034	17/6/20	2	0.46	9.76	14.51	-1.13	0.69	134.23	128.45	
<i>Acc %</i>					<i>62</i>	<i>66</i>	<i>63.00</i>	<i>59.00</i>	<i>63</i>			\$
64	0687	W 16 0312	5/6/20	1	0.43	10.05	14.52	-0.74	1.23	135.18	128.58	
<i>Acc %</i>					<i>63</i>	<i>66</i>	<i>64.00</i>	<i>60.00</i>	<i>64</i>			\$

CASTLE CAMPS – WHITE SUFFOLK RAMS

LOT	TAG	SIRE	DOB	BT	BWT	WWT	PWWT	PFAT	PEMD	TPC	EQ	BUYER
65	0682	CC 17 7138	30/6/20	1	0.21	8.65	13.65	-0.91	0.90	132.34	128.76	
<i>Acc %</i>					62	65	63.00	58.00	62			\$
66	0202	D 18 0082	11/7/20	1	0.42	9.88	14.88	-1.17	1.00	135.08	126.79	
<i>Acc %</i>					61	64	62.00	56.00	60			\$
67	0231	D 18 0082	23/7/20	2	0.21	10.16	15.89	-0.47	2.04	139.99	131.54	
<i>Acc %</i>					61	64	62.00	56.00	59			\$
68	0036	CC 17 7034	17/6/20	2	0.33	9.16	14.32	-0.54	1.13	134.06	130.20	
<i>Acc %</i>					61	65	62.00	58.00	62			\$
69	0025	D 18 0082	14/6/20	2	0.21	8.79	13.35	-0.48	2.48	139.50	132.20	
<i>Acc %</i>					61	64	62.00	58.00	61			\$
70	0038	CC 17 7138	17/6/20	1	0.21	9.82	15.40	-0.41	1.95	139.80	134.82	
<i>Acc %</i>					60	64	62.00	57.00	61			\$

Your stud catalogue specialist

Phone Malcolm McEachern on 0418 524 045



NARACOORTE • BORDERTOWN • ARARAT • MT GAMBIER
 Email malcolm@hansenprint.com.au

Border Leicester Cross (BLX)

The BLX index is for a first cross operation where maternal sires are joined to Merino dams, with the first cross female offspring then used in prime lamb systems joined to terminal sire rams. The index favours high early growth animals with good reproduction.

Typical trait changes with the BLX index include:

- maintaining fleece weight
- increasing growth
- increasing adult weight
- increasing maternal weaning weight
- improving carcase traits
- increasing number of lambs weaned

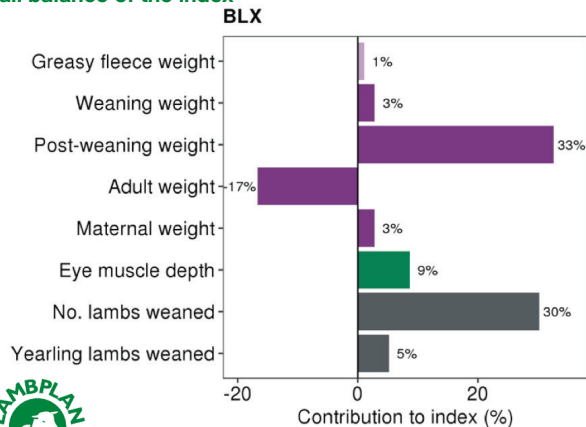
Figure 1 illustrates which traits are in the BLX index and how much they contribute to the overall balance of the index. The longer the bar, the greater the impact on the index, and the greater impact on the profitability of the production system.

BLX aims to maintain adult weight at current levels because bigger ewes have higher feed and animal handling costs. However, this is difficult to achieve in practice because bigger ewes also produce more lambs, which reach sale weight faster, so the index makes a trade-off to achieve an optimal balance across all traits.

The BLX Index cannot and should not be compared to the Maternal \$ Index you might see in other publications.

Figure 1 shows that increasing adult weight has a negative contribution on the index. However, individual ram breeders who measure early growth, adult weight and reproduction will have greater control over this balance.

Figure 1: The traits in the BLX index and how they contribute to the overall balance of the index



Percentile Report

Analysis Mat-1st X Sire Breed Dated 15-Aug-21

Animals born in 2020 Count 15630

Band	Bwt kg	Wwt kg	Mwwt kg	Pwwt kg	Pfat mm	Pemd mm	Ywt kg	Yfat mm	Yemd mm	Ygfw %	Yfd u	Pfec %	NLW %	YNLW %	PSC cm	Awt kg	MCP+	BLX	MWP+	Mat\$
0	-0.6	11.1	3.0	17.0	2.6	3.1	21.7	3.2	2.5	32	-1.6	-66	29	38	7.0	25.2	175.0	166.8	214.3	191.2
1	-0.2	8.5	2.2	13.8	1.5	2.0	15.3	2.0	1.6	17	-0.8	-53	24	28	5.4	17.1	155.6	152.0	191.1	170.4
2	-0.1	8.1	2.0	13.0	1.3	1.9	14.5	1.7	1.5	16	-0.6	-49	23	26	5.1	16.3	152.3	148.9	186.2	167.1
3	-0.1	7.9	1.9	12.6	1.2	1.7	14.0	1.5	1.4	15	-0.5	-46	22	25	4.9	15.8	149.9	146.9	183.1	164.7
4	0.0	7.7	1.8	12.2	1.1	1.6	13.6	1.4	1.3	14	-0.3	-45	21	24	4.7	15.4	148.2	144.8	180.7	162.5
5	0.0	7.5	1.8	11.9	1.0	1.6	13.3	1.3	1.2	14	-0.3	-43	21	23	4.5	15.0	146.5	143.3	178.1	160.7
10	0.1	7.0	1.5	10.9	0.7	1.3	12.3	0.9	1.0	12	0.0	-38	19	20	4.1	14.0	139.6	137.7	169.7	153.9
15	0.1	6.6	1.4	10.3	0.5	1.1	11.6	0.7	0.9	11	0.1	-34	17	18	3.7	13.4	135.8	134.1	164.6	149.9
20	0.1	6.3	1.2	9.9	0.4	0.9	11.1	0.5	0.7	10	0.3	-31	16	16	3.5	12.8	133.2	131.6	161.4	147.0
25	0.2	6.1	1.1	9.5	0.3	0.8	10.7	0.3	0.6	9	0.4	-29	15	15	3.2	12.4	131.0	129.4	158.7	144.7
30	0.2	5.9	1.0	9.1	0.2	0.7	10.4	0.2	0.5	9	0.5	-26	14	14	3.1	12.0	129.1	127.6	156.2	142.6
35	0.2	5.7	0.9	8.8	0.1	0.6	10.0	0.1	0.4	8	0.6	-24	13	13	2.9	11.6	127.4	125.8	153.9	140.5
40	0.2	5.5	0.9	8.5	0.0	0.5	9.7	0.0	0.4	7	0.7	-22	12	12	2.8	11.2	125.7	124.1	151.7	138.5
45	0.3	5.3	0.8	8.2	-0.1	0.4	9.3	-0.1	0.3	7	0.8	-21	12	12	2.6	10.8	124.0	122.3	149.3	136.5
50	0.3	5.1	0.7	7.9	-0.2	0.3	9.0	-0.2	0.2	6	1.0	-18	11	11	2.5	10.5	122.2	120.5	146.8	134.2
55	0.3	4.8	0.6	7.5	-0.2	0.2	8.6	-0.4	0.1	6	1.1	-16	10	11	2.4	10.1	120.3	118.5	144.3	132.1
60	0.3	4.6	0.5	7.2	-0.3	0.1	8.3	-0.5	0.0	5	1.2	-14	9	10	2.3	9.7	118.3	116.5	141.3	129.9
65	0.3	4.4	0.4	6.8	-0.4	0.0	7.9	-0.6	-0.1	4	1.3	-12	8	9	2.2	9.3	116.1	114.4	138.2	127.2
70	0.4	4.1	0.3	6.4	-0.5	-0.1	7.5	-0.7	-0.1	4	1.4	-9	7	9	2.1	8.8	113.7	112.1	134.5	124.4
75	0.4	3.8	0.2	5.9	-0.6	-0.2	7.0	-0.8	-0.2	3	1.5	-6	6	8	1.9	8.4	111.4	109.9	130.2	121.4
80	0.4	3.5	0.1	5.3	-0.7	-0.3	6.4	-1.0	-0.3	2	1.6	-2	5	7	1.8	7.8	109.1	107.8	126.1	118.4
85	0.4	3.1	0.0	4.6	-0.8	-0.4	5.7	-1.1	-0.4	2	1.8	2	3	6	1.6	7.1	106.9	105.5	121.9	115.3
90	0.5	2.6	-0.2	3.8	-0.9	-0.6	4.8	-1.3	-0.6	0	2.0	8	0	4	1.4	6.3	104.5	103.2	117.0	112.2
95	0.5	1.9	-0.4	2.9	-1.1	-0.8	3.7	-1.7	-0.8	-2	2.5	18	-2	0	1.1	5.1	101.2	100.3	110.5	108.0
96	0.5	1.7	-0.5	2.6	-1.2	-0.9	3.5	-1.8	-0.9	-2	2.6	20	-3	-1	1.0	4.8	100.3	99.6	108.9	106.8
97	0.5	1.5	-0.5	2.4	-1.3	-1.0	3.1	-1.9	-1.0	-3	2.8	26	-3	-2	0.9	4.4	98.9	98.5	107.0	105.3
98	0.6	1.2	-0.7	1.9	-1.4	-1.1	2.8	-2.2	-1.1	-4	3.0	30	-4	-3	0.7	3.9	97.2	96.9	105.0	103.4
99	0.6	0.8	-0.8	1.4	-1.7	-1.4	2.1	-2.7	-1.3	-5	3.4	43	-5	-4	0.4	3.3	94.7	94.3	101.5	100.7
100	0.7	-3.8	-1.9	-5.0	-3.3	-3.0	-3.6	-5.3	-2.6	-12	4.7	126	-10	-7	-1.0	-1.9	83.5	83.0	72.5	85.3



CASTLE CAMPS – BORDER LEICESTER RAMS

LOT	TAG	SIRE	DOB	BT	BWT	MWWT	PWWT	PFAT	PEMD	PFEC	NLW	BL INDEX	SB	BUYER
71	0248	NA 18 0083	25/7/20	1	0.22	0.41	8.01	0.11	0.24	51.81	8.7%	122.45	\$	
<i>Acc</i>					60	43	65	59	56	39	29			\$
72	0535	NA 18 0083	15/8/20	1	0.31	0.20	9.27	0.57	0.60	25.40	15.1%	129.49	\$	
<i>Acc</i>					61	46	65	59	56	42	35			\$
73	0241	CC 17 7318	24/7/20	1	0.14	0.92	10.07	-0.28	0.12	-32.42	10.9%	124.24	\$	
<i>Acc</i>					61	44	64	59	56	49	33			\$
74	0537	G 17 0086	15/8/20	1	0.37	2.42	10.60	-0.55	0.23	-32.42	11.8%	132.83	\$	
<i>Acc</i>					61	40	65	61	59	49	29			\$
75	0624	G 17 0003	13/9/20	1	0.25	1.64	8.11	-0.31	0.78	-25.44	8.9%	127.02	\$	
<i>Acc</i>					62	45	66	62	59	47	33			\$
76	0364	CC 17 7357	2/8/20	1	0.21	1.32	9.20	-0.59	0.49	-13.52	8.5%	130.78	\$	
<i>Acc</i>					60	41	65	60	57	50	31			\$
77	0285	K 18 0060	27/7/20	1	0.26	0.69	11.51	0.11	0.03	-3.02	8.0%	121.08	\$	
<i>Acc</i>					64	44	68	66	64	35	32			\$
78	0422	NA 18 0083	10/8/20	1	0.27	1.40	10.51	-0.50	0.14	77.42	9.3%	126.34	\$	
<i>Acc</i>					58	38	63	57	54	40	28			\$

CASTLE CAMPS – BORDER LEICESTER RAMS

LOT	TAG	SIRE	DOB	BT	BWT	MWWT	PWWT	PFAT	PEMD	PFEC	NLW	BL INDEX	SB	BUYER
79	0556	CC 18 8354	17/8/20	1	0.33	1.23	9.42	-0.57	-0.45	-16.82	8.9%	120.28		
<i>Acc</i>					58	40	63	57	54	44	29			\$
80	0381	NA 18 0083	4/8/20	1	0.38	0.45	10.27	-0.47	-0.15	31.80	11.8%	122.95	\$	
<i>Acc</i>					59	42	63	57	54	39	34			\$
81	0237	G 17 0086	24/7/20	1	0.20	2.04	9.84	-0.26	0.77	-23.46	8.9%	130.03	\$	
<i>Acc</i>					61	41	65	53	58	48	31			\$
82	0362	G 17 0003	2/8/20	1	0.28	0.76	9.46	-0.73	0.46	-53.85	12.2%	128.40	\$	
<i>Acc</i>					63	47	67	62	60	49	35			\$
83	0221	CC 17 7318	20/7/20	2	0.06	1.07	7.53	-0.45	-0.04	-42.79	12.5%	122.23	\$	
<i>Acc</i>					60	45	65	60	57	47	32			\$
84	0260	K 18 0060	26/7/20	2	0.39	0.80	10.70	0.43	0.41	-14.39	10.5%	126.05	\$	
<i>Acc</i>					63	43	67	64	62	41	34			\$
85	0311	G 17 0086	28/7/20	1	0.28	2.59	9.40	-0.60	-0.04	-32.34	9.3%	127.23	\$	
<i>Acc</i>					62	40	65	61	59	49	29			\$
86	0323	G 17 0003	30/7/20	1	0.24	1.85	9.28	-0.36	0.35	-28.28	11.3%	131.79	\$	
<i>Acc</i>					62	43	65	60	58	40	32			\$

CASTLE CAMPS – BORDER LEICESTER RAMS

LOT	TAG	SIRE	DOB	BT	BWT	MWWT	PWWT	PFAT	PEMD	PFEC	NLW	BL INDEX	SB	BUYER
87	0523	CC 17 7318	14/8/20	1	0.31	0.62	10.05	-0.50	0.72	-18.42	15.6%	130.97	\$	
<i>Acc</i>					62	46	66	61	58	51	35			\$
88	0336	CC 17 7357	30/7/20	2	0.28	1.17	10.07	-0.50	-0.29	-48.20	9.4%	123.01	\$	
<i>Acc</i>					63	45	66	62	59	50	32			\$
89	0283	K 18 0060	27/7/20	2	0.31	0.39	10.83	0.45	-0.10	2.70	15.2%	126.30	\$	
<i>Acc</i>					64	44	68	65	63	43	36			\$
90	0307	K 18 0060	28/7/20	2	0.30	1.66	10.14	0.74	0.38	-32.55	8.6%	127.80	\$	
<i>Acc</i>					63	41	68	65	62	42	32			\$
91	0275	G 17 0003	27/7/20	2	0.27	0.56	9.07	-0.78	0.18	-8.31	14.3%	126.42	\$	
<i>Acc</i>					63	45	67	63	60	49	34			\$
92	0690	NA 18 0083	15/8/20	2	0.22	0.67	10.83	0.12	0.50	10.73	14.6%	127.74	\$	
<i>Acc</i>					59	41	64	58	55	42	30			\$
93	0375	NA 18 0083	3/8/20	2	0.11	0.56	7.04	-0.04	0.20	12.77	10.2%	120.62	\$	
<i>Acc</i>					59	40	63	56	53	42	29			\$
94	0546	G 17 0086	16/8/20	2	0.25	2.08	8.70	-0.61	0.48	-14.03	8.3%	126.64	\$	
<i>Acc</i>					62	41	65	61	59	40	29			\$

CASTLE CAMPS – BORDER LEICESTER RAMS

LOT	TAG	SIRE	DOB	BT	BWT	MWWT	PWWT	PFAT	PEMD	PFEC	NLW	BL INDEX	SB	BUYER
95	0286	T 17 0081	27/7/20	2	0.38		6.70	-1.16	-0.60	25.67	5.1%	113.74		
<i>Acc</i>					57		61	53	50	41	22			\$
96	0334	CC 17 7318	30/7/20	1	0.18	0.32	8.55	-0.21	0.50	-2.63	11.9%	123.96	\$	
<i>Acc</i>					61	43	65	60	57	50	35			\$
97	0385	G 17 0086	4/8/20	2	0.14	1.72	8.76	-0.22	0.15	-39.79	8.5%	124.40	\$	
<i>Acc</i>					62	45	66	63	60	40	32			\$
98	0345	G 17 0086	30/7/20	1	0.02	2.25	8.58	-0.25	1.12	-42.06	7.9%	131.60	\$	
<i>Acc</i>					62	40	66	62	59	48	31			\$
99	0394	CC 17 7318	5/8/20	1	0.28	0.84	7.24	-0.04	0.46	-20.87	11.8%	127.40	\$	
<i>Acc</i>					61	46	66	61	58	50	34			\$
100	0541	G 17 0003	15/8/20	3	0.26	0.92	7.35	-0.94	-0.18	1.07	9.8%	119.27		
<i>Acc</i>					62	45	66	60	57	47	32			\$
101	0352	CC 17 7357	1/8/20	2	0.25	0.30	7.48	-0.13	0.08	-61.57	13.7%	123.91	\$	
<i>Acc</i>					63	47	67	63	60	53	34			\$
102	0460	G 17 0086	11/8/20	1	0.36	1.51	9.40	-0.36	0.41	0.44	9.5%	131.44	\$	
<i>Acc</i>					62	43	65	61	59	50	33			\$

CASTLE CAMPS – BORDER LEICESTER RAMS

LOT	TAG	SIRE	DOB	BT	BWT	MWWT	PWWT	PFAT	PEMD	PFEC	NLW	BL INDEX	SB	BUYER
103	0423	G 17 0086	10/8/20	1	0.24	1.87	9.24	-0.31	1.10	-29.29	10.8%	133.91	\$	
<i>Acc</i>					62	41	66	62	59	48	31			\$
104	0424	G 17 0003	10/8/20	2	0.38	0.88	9.45	-0.61	-0.04	-29.74	15.0%	130.18	\$	
<i>Acc</i>					62	45	65	61	58	48	35			\$
105	0452	G 17 0003	11/8/20	1	0.29	1.04	10.76	-0.53	0.14	-26.57	11.1%	129.69	\$	
<i>Acc</i>					61	43	65	61	58	49	35			\$
106	0553	CC 17 7357	17/8/20	1	0.37	0.34	8.51	-0.41	-0.03	-38.90	10.7%	124.01	\$	
<i>Acc</i>					61	43	65	61	58	51	32			\$
107	0359	CC 17 7357	1/8/20	1	0.27	1.16	9.31	-0.20	0.29	-37.81	11.1%	127.58	\$	
<i>Acc</i>					61	41	65	61	58	50	31			\$
108	0322	G 17 0086	30/7/20	1	0.10	2.19	8.59	-0.23	1.05	-24.52	9.0%	131.97	\$	
<i>Acc</i>					61	40	65	61	58	40	29			\$
109	0324	K 18 0060	30/7/20	2	0.34	0.88	10.45	0.27	0.56	-32.51	13.4%	130.52	\$	
<i>Acc</i>					64	46	68	65	63	41	37			\$
110	0480	CC 17 7318	12/8/20	2	0.08	1.04	6.31	0.06	0.71	-15.70	12.3%	122.82	\$	
<i>Acc</i>					59	39	64	58	55	47	31			\$

CASTLE CAMPS – BORDER LEICESTER RAMS

LOT	TAG	SIRE	DOB	BT	BWT	MWWT	PWWT	PFAT	PEMD	PFEC	NLW	BL INDEX	SB	BUYER
111	0358	CC 18 8354	1/8/20	1	0.21	0.94	7.13	-0.44	0.08	-14.28	11.7%	124.17	\$	
<i>Acc</i>					59	43	64	59	56	46	31			\$
112	0517	NA 18 0083	14/8/20	2	0.20	0.48	6.86	0.08	0.40	56.06	11.4%	123.38	\$	
<i>Acc</i>					58	42	63	56	53	42	29			\$
113	0331	K 18 0060	30/7/20	3	0.49	0.75	12.55	-0.23	-0.82	-3.15	8.6%	119.85		
<i>Acc</i>					64	45	68	66	64	43	33			\$
114	0581	NA 18 0083	24/8/20	1	0.09	1.36	7.17	0.23	0.64	15.71	7.7%	126.92	\$	
<i>Acc</i>					60	41	64	57	54	41	28			\$
115	0450	CC 18 8299	11/8/20	2	0.18	0.27	8.16	0.16	0.64	-7.37	6.7%	120.05		
<i>Acc</i>					58	43	63	58	55	47	30			\$
116	0538	G 17 0003	15/8/20	1	0.25	1.73	8.53	-0.54	0.68	-27.09	10.4%	131.13	\$	
<i>Acc</i>					62	42	66	61	59	47	32			\$
117	0380	CC 17 7318	4/8/20	1	0.03	-0.55	8.67	0.32	0.94	-31.10	10.4%	122.44	\$	
<i>Acc</i>					61	42	65	60	57	51	34			\$
118	0256	G 17 0086	26/7/20	2	0.11	1.53	7.28	0.38	1.01	-34.67	9.2%	128.41	\$	
<i>Acc</i>					63	45	66	61	58	49	32			\$

CASTLE CAMPS – BORDER LEICESTER RAMS

LOT	TAG	SIRE	DOB	BT	BWT	MWWT	PWWT	PFAT	PEMD	PFEC	NLW	BL INDEX	SB	BUYER
119	0228	NA 18 0083	22/7/20	2	0.03		5.45	0.43	0.66		6.7%	117.10		
<i>Acc</i>					52		58	51	47		21			\$
120	0487	CC 18 8354	13/8/20	1	0.38	0.12	9.30	-0.13	0.07	-23.68	9.9%	121.23	\$	
<i>Acc</i>					59	44	64	58	55	47	33			\$
121	0371	CC 17 7357	3/8/20	2	0.29	0.93	8.34	0.05	0.65	-25.31	10.8%	128.38	\$	
<i>Acc</i>					62	45	66	62	59	52	33			\$
122	0255	G 17 0086	26/7/20	2	0.11	1.53	7.06	0.11	0.60	-27.24	9.0%	125.56	\$	
<i>Acc</i>					63	45	66	61	58	49	32			\$
123	0527	NA 18 0083	14/8/20	1	0.24	0.52	9.48	-0.28	0.35	69.82	7.7%	119.64		
<i>Acc</i>					58	39	64	57	54	41	29			\$
124	0315	T 17 0081	29/7/20	2	0.13		6.93	0.03	0.24		4.8%	117.46		
<i>Acc</i>					57		62	55	52		24			\$
125	0370	CC 17 7357	3/8/20	2	0.31	0.93	9.06	-0.44	0.19	-25.86	11.5%	126.39	\$	
<i>Acc</i>					62	45	66	62	59	52	33			\$
126	0382	G 17 0003	4/8/20	2	0.31	0.99	8.89	-0.62	0.25	-12.21	16.0%	132.86	\$	
<i>Acc</i>					62	45	66	61	59	49	37			\$

CASTLE CAMPS – BORDER LEICESTER RAMS

LOT	TAG	SIRE	DOB	BT	BWT	MWWT	PWWT	PFAT	PEMD	PFEC	NLW	BL INDEX	SB	BUYER
127	0395	CC 17 7318	6/8/20	2	0.20	0.11	8.66	-0.21	1.01	-24.15	12.9%	127.87	\$	
<i>Acc</i>					61	43	65	60	57	48	33			\$
128	0418	G 17 0086	9/8/20	2	0.29	1.70	7.90	-0.03	0.42	-9.19	10.4%	130.26	\$	
<i>Acc</i>					62	42	65	61	59	50	34			\$
129	0433	CC 18 8299	10/8/20	1	0.11	1.10	8.14	-0.34	0.36	-26.54	5.2%	116.72		
<i>Acc</i>					56	45	61	54	51	42	27			\$
130	0431	NA 18 0083	10/8/20	2	0.25	-0.02	10.08	0.00	0.43	19.87	12.7%	124.06	\$	
<i>Acc</i>					58	41	63	58	55	42	31			\$
131	0273	CC 18 8354	27/7/20	2	0.30	0.04	8.65	-0.05	-0.24	-22.12	8.5%	114.31		
<i>Acc</i>					58	45	64	59	56	44	30			\$
132	0274	CC 18 8354	27/7/20	2	0.28	0.04	8.12	-0.12	-0.17	-6.33	8.2%	113.97		
<i>Acc</i>					58	45	64	59	56	44	30			\$
133	0233	CC 17 7318	23/7/20	2	0.19	0.97	7.86	-0.48	0.12	-23.05	10.6%	123.85	\$	
<i>Acc</i>					61	45	65	59	57	50	32			\$
134	0518	NA 18 0083	14/8/20	2	0.15	0.48	6.84	0.08	0.42	18.95	11.3%	123.27	\$	
<i>Acc</i>					58	42	63	56	53	42	29			\$

CASTLE CAMPS – BORDER LEICESTER RAMS

LOT	TAG	SIRE	DOB	BT	BWT	MWWT	PWWT	PFAT	PEMD	PFEC	NLW	BL INDEX	SB	BUYER
135	0386	G 17 0003	4/8/20	2	0.33	0.94	8.97	0.44	0.76	-33.29	14.3%	134.01	\$	
<i>Acc</i>					62	45	66	62	60	48	34			\$
136	0507	CC 17 7357	13/8/20	1	0.36	0.83	9.11	-0.64	0.24	-23.31	7.9%	126.26	\$	
<i>Acc</i>					61	42	64	59	56	50	32			\$
137	0392	CC 17 7357	5/8/20	2	0.28	0.68	7.66	0.16	0.50	-35.54	11.9%	128.22	\$	
<i>Acc</i>					62	44	66	62	58	51	31			\$
138	0474	CC 18 8299	12/8/20	2	0.31	0.45	10.12	-0.39	0.50	-36.88	8.8%	125.67	\$	
<i>Acc</i>					61	46	65	59	56	50	34			\$
139	0515	CC 17 7357	14/8/20	2	0.26	0.77	7.94	0.06	0.52	-45.88	10.4%	127.58	\$	
<i>Acc</i>					62	43	65	60	57	51	32			\$
140	0264	K 18 0060	26/7/20	3	0.26	1.13	9.68	0.02	0.25	-31.53	8.3%	123.50	\$	
<i>Acc</i>					64	46	68	64	63	42	33			\$



Thank you for attending the
annual Castle Camps ram sale.
We are looking forward to
seeing you seeing us
in next year's sale.

**For all your rural and business
insurance requirements, call**



Peter Miller

0418 854 712

peter.miller@wfi.com.au

Good people to know.

To see if our products are right for you, always read the PDS from the product issuer, Insurance Australia Limited ABN 11 000 016 722 AFSL 227681 trading as WFI (WFI). Peter Miller (AR 255131) is an Authorised Representative of WFI.

