

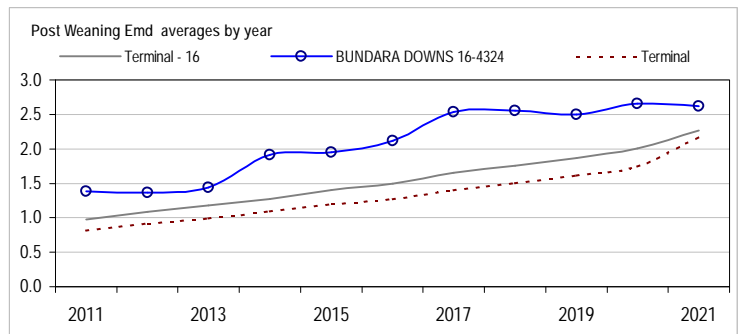
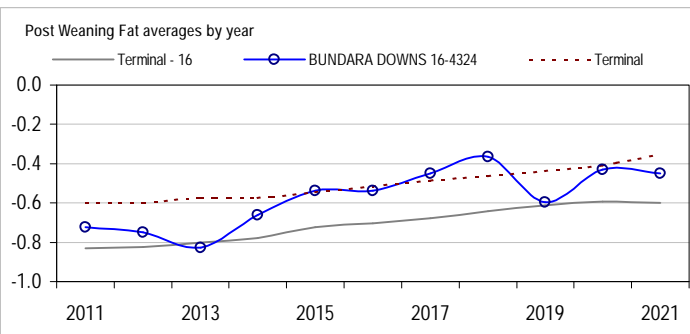
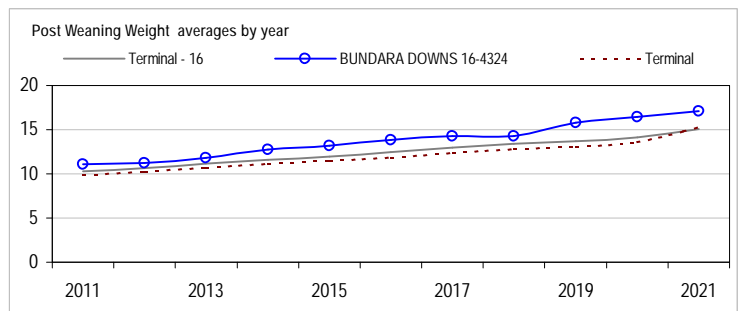
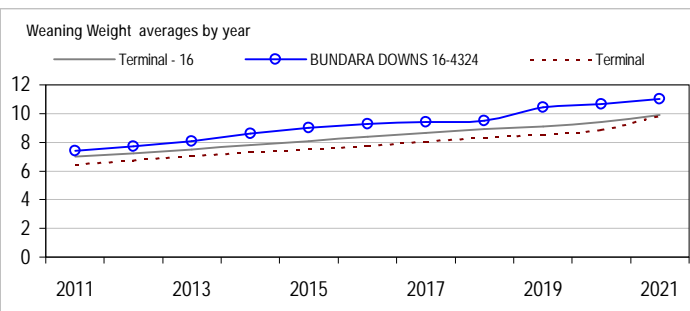
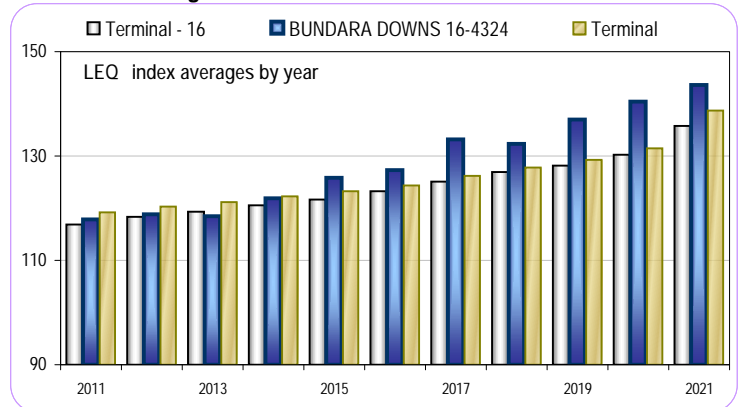
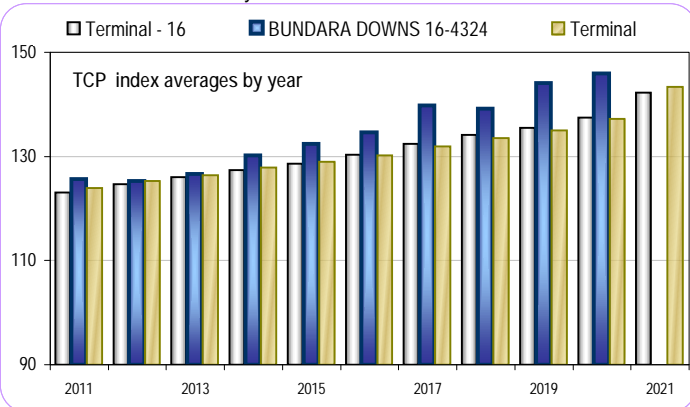
# BUNDARA DOWNS

STEVE FUNKE  
16-4324

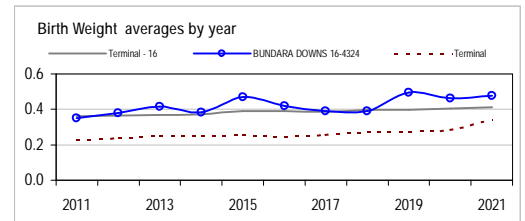


Analysis : **Terminal - 16**

Dated : **15 August 2021**



Terminal - 16								
	Bwt	Wwt	Pwwt	Pfat	Pemd	TCP	LEQ	Counts
2012	0.37	7.24	10.66	-0.82	1.09	124.6	118.3	48365
2013	0.37	7.51	11.13	-0.80	1.18	126.0	119.4	47513
2014	0.37	7.79	11.56	-0.78	1.28	127.3	120.6	47538
2015	0.39	8.06	11.97	-0.72	1.40	128.6	121.7	48581
2016	0.39	8.37	12.48	-0.71	1.50	130.4	123.3	48222
2017	0.39	8.66	12.98	-0.68	1.65	132.4	125.1	50094
2018	0.40	8.93	13.38	-0.64	1.75	134.1	126.9	47203
2019	0.40	9.12	13.69	-0.61	1.87	135.5	128.2	46080
2020	0.41	9.40	14.16	-0.59	2.01	137.5	130.3	48481
2021	0.41	9.91	15.06	-0.60	2.27	142.3	135.7	11720



BUNDARA DOWNS 16-4324								
	Bwt	Wwt	Pwwt	Pfat	Pemd	TCP	LEQ	Counts
2012	0.38	7.71	11.22	-0.75	1.37	125.3	118.9	310
2013	0.42	8.06	11.84	-0.83	1.44	126.7	118.5	375
2014	0.38	8.61	12.73	-0.66	1.91	130.2	121.9	385
2015	0.47	9.02	13.22	-0.54	1.95	132.4	125.9	333
2016	0.42	9.27	13.87	-0.54	2.12	134.6	127.4	404
2017	0.39	9.43	14.26	-0.45	2.54	139.8	133.3	441
2018	0.39	9.51	14.25	-0.36	2.55	139.2	132.4	612
2019	0.50	10.44	15.82	-0.60	2.50	144.2	137.0	607
2020	0.46	10.67	16.42	-0.43	2.65	146.0	140.4	597
2021	0.48	11.04	17.08	-0.45	2.62	0.0	143.6	35

Reports are prepared using data supplied by breeders and/or accredited operators for the analysis. SheepGenetics cannot guarantee the accuracy of this data. ASBV's are designed to estimate genetic merit of animals from the data supplied. Reports are provided to assist breeders but no liability is accepted for the outcome resulting from the use of this information.

16-August-2021

Linkage Summary	
BUNDARA DOWNS 16-4324	
Weights	Yes
Carcase	Yes
WEC	No
Reproduction	No
Site Code	164324

