

WUNNAMURRA

POLL DORSET

Wunnamurra Rams Breed Better Lambs



19th Annual Ram Sale

185 Rams

Thursday, 16th September 2021

Auction 12 noon

Accredited Brucellosis Free Flock No Y 214

Lambplan Tested

OJD Vaccinated

Vendor

Andrew and Judy GILLETT

Agent

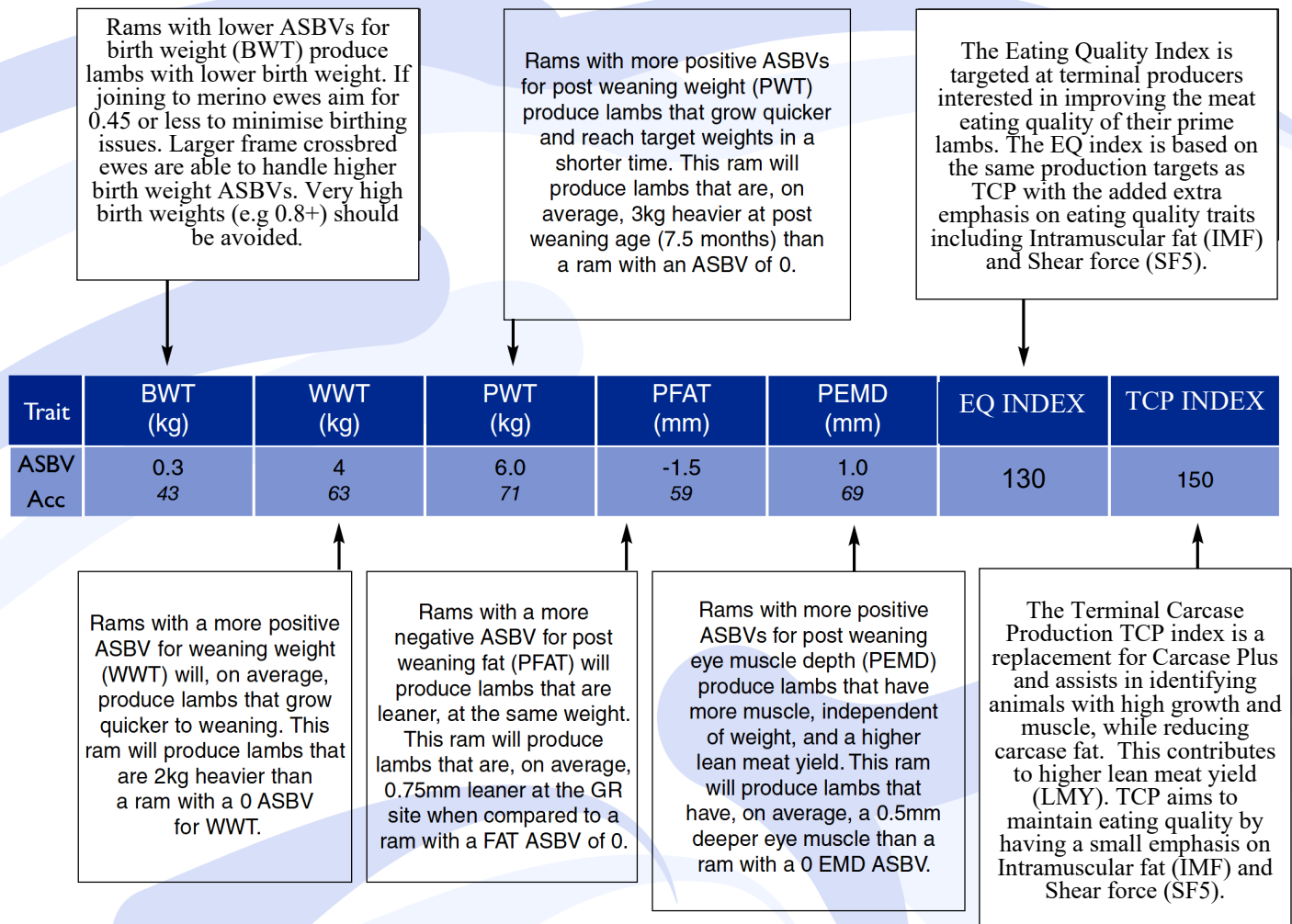

AuctionsPlus

Landmark Mills Elders Jerilderie



Lambplan

Australian Sheep Breeding Value (ASBV) Definitions



All Poll Dorset Ram and Ewe lambs are weighed at birth and at 100 Days of age. At 200 days (approx. lamb slaughter age) they are weighed and Ultrasound scanned for Fat and Muscle Depth by an Independent Accredited Lambplan Assessor.

This information is then submitted to Sheep Genetics Australia and is combined with parentage pedigree information to generate the ASBVs.

Our Lambplan information is accurate and of high Quality (Gold standard) and all the data is current as of the 1st September 2021.













The minimum price for a ram to be registered as a stud with APDA will be **\$2500**.


Rams with on their lot number **are not registerable** with APDA.

All rams are vaccinated with 6 in 1 and drenched with Zolvix Plus in August 2021. As a precautionary measure, rams were backlined with Avenge off shears in August 2021.

Rams were also individually vet checked by our Vet Des McRae in August. All Rams are Gudair vaccinated against OJD and we are a member of the Riverina Biosecurity group.

Sires Used for 2020 Drop

STUD	BWT	WWT	PWWT	PFAT	PEMD	TCP Index	EQ Index
Wunnamurra 12-455 	0.23	11.0	17.3	-0.4	2.7	163.6	179.1
Wunnamurra 15-235 	0.61	12.4	17.7	-1.2	0.4	138.4	137.6
Wunnamurra 16-298 	0.68	12.0	18.9	-2.1	0.9	134.3	126.7
Wunnamurra 16-473 	0.39	10.8	16.4	-1.3	0.3	144.7	143.5
Wunnamurra 17-303 	0.27	10.6	15.6	-0.9	2.6	146.6	139.7
Wunnamurra 18-043 	0.49	12.6	19.1	-0.7	0.8	144.8	137.4
Wunnamurra 18-105 	0.57	12.5	17.4	-0.6	1.8	140.5	129.7
Aberdeen 16-527 	0.39	11.8	16.8	0.1	2.4	145.3	138.3
Aberdeen 17-533 	0.65	12.0	16.8	0.8	3.0	148.9	144.7
Felix 17-363 	0.21	9.2	15.3	-0.6	3.4	156.4	152.2
Valma 18-492 	0.37	12.3	19.3	-1.8	3.4	164.1	152.2
Woolumbool 18-4993 	0.24	10.0	15.5	0.0	3.6	152.6	151.0



The DNA symbol denotes rams that have been DNA tested to check parentage, and increase accuracy of ASBVs as well as identify Eating Quality traits.

The **PURPLE** shaded figures represent data that is in the **top 1%** of all terminal breed sheep within the 2020 Drop within the LAMBPLAN database nationally.

The **BLUE** shaded figures represent data that is in the **top 5%** of all terminal breed sheep within the 2020 Drop within the LAMBPLAN database nationally.

The **GREEN** shaded figures represent data that is in the **top 10%** of all terminal breed sheep within the 2020 Drop within the LAMBPLAN database nationally.

The **YELLOW** shaded figures represent data that is in the **top 20%** of all terminal breed sheep within the 2020 Drop within the LAMBPLAN database nationally.

Lot	Tag No.	Sire	Birth Date	Twin/Single	BWT	WWT	PWWT	PFAT	PEMD	TCP Index	Purchaser
1	481 	W105	14/5	TWIN	0.53	10.9	16.2	-1.4	1.2	140.6	
2	218	W556	24/4	TWIN	0.55	11.4	17.5	-0.7	1.0	137.7	
3	177	A527	11/4	TWIN	0.38	10.6	15.5	-0.1	1.7	139.8	
4	77	W558	8/4	S	0.52	11.7	17.7	-0.3	2.0	137.4	
5	357	W105	8/5	TWIN	0.65	11.2	16.3	-0.5	1.6	139.1	
6	374	W235	9/5	TWIN	0.47	10.5	15.0	-1.2	0.6	134.8	
7	325	W303	6/5	S	0.47	10.7	15.2	-1.1	1.8	136.9	
8	437	W473	11/5	S	0.34	9.4	14.9	-1.1	1.2	144.1	
9	352	W303	8/5	S	0.37	10.2	14.1	-1.0	1.5	134.2	
10	333	W298	4/5	S	0.56	10.7	16.4	-1.3	1.5	139.5	
11	328	W303	30/4	S	0.40	10.8	15.3	-1.1	2.1	141.7	
12	78	A527	8/4	TWIN	0.47	10.8	16.3	-0.2	2.2	143.3	
13	167	W558	10/4	S	0.56	12.1	18.2	-0.8	1.4	137.3	
14	30	A527	7/4	TWIN	0.56	12.5	17.4	-0.8	1.3	140.2	
15	330	W43	28/4	S	0.52	11.9	17.7	-0.8	1.4	143.5	
16	567	W235	18/6	TWIN	0.62	11.0	15.7	-0.9	0.8	128.7	
17	133	V492	8/4	TWIN	0.42	11.5	17.4	-1.0	2.9	154.5	
18	577	W528	21/6	TWIN	0.56	10.8	16.9	-1.1	1.9	143.2	
19	532	W43	25/5	S	0.44	11.6	17.9	-0.6	1.4	142.0	
20	192	W303	20/4	TWIN	0.44	10.9	16.5	-1.0	1.7	141.8	

Lot	Tag No.	Sire	Birth Date	Twin/Single	BWT	WWT	PWWT	PFAT	PEMD	TCP Index	Purchaser
20 A	250	W303	28/4	TWIN	0.41	10.2	15.7	-0.9	2.2	141.3	
21	362	W43	8/5	S	0.42	11.8	18.1	-0.5	0.5	139.8	
22	290	W43	4/5	TWIN	0.53	10.8	16.7	-0.7	1.0	138.0	
23	88	A527	8/4	TWIN	0.45	11.1	15.6	-0.5	2.0	139.9	
24	383	W298	10/5	S	0.56	11.3	17.3	-1.5	0.8	136.8	
25	368	W282	9/5	S	0.42	11.0	16.7	-0.5	1.6	138.9	
26	395	W473	10/5	TWIN	0.49	9.8	14.1	-1.2	0.9	139.0	
27	252	W528	20/4	TWIN	0.53	9.5	15.3	-1.6	1.1	141.0	
28	505	W43	18/5	S	0.50	12.1	18.2	-1.0	1.2	143.0	
29	339	W473	7/5	S	0.39	10.3	15.5	-0.6	1.5	140.0	
30	507	W235	20/5	TWIN	0.55	9.7	14.8	-0.8	1.5	135.3	
31	397	W298	9/5	S	0.54	10.6	16.0	-1.3	1.5	138.6	
32	555	W43	2/6	S	0.46	11.2	17.3	-1.1	1.3	147.3	
33	277	W303	2/5	TWIN	0.50	12.2	17.9	-1.3	1.3	143.1	
34	543	W235	27/5	TWIN	0.66	12.6	18.6	-1.2	1.2	143.2	
35	150	A527	9/4	TWIN	0.45	11.7	17.2	0.1	2.0	139.0	
36	456	W235	12/5	TWIN	0.65	11.7	16.9	-0.8	1.4	143.2	
37	455	W473	12/5	TWIN	0.51	11.1	16.6	-1.2	0.7	140.4	
38	472	W235	8/5	S	0.53	11.1	16.7	-1.3	1.0	137.6	

Lot	Tag No.	Sire	Birth Date	Twin/Single	BWT	WWT	PWWT	PFAT	PEMD	TCP Index	Purchaser
39	432 XXXX	W282	11/5	S	0.37	10.9	16.5	-0.4	2.1	143.1	
40	301	W473	4/5	TWIN	0.47	10.2	15.6	-1.6	0.3	142.4	
41	583	W282	8/5	TWIN	0.60	11.2	17.1	-1.1	0.8	139.7	
42	388	W282	10/5	TWIN	0.49	10.4	15.3	-0.2	1.4	132.3	
43	42	A533	7/4	TWIN	0.60	11.8	17.5	-0.5	2.0	148.5	
44	523	W473	24/5	S	0.49	11.9	17.5	-0.9	1.2	146.7	
45	501	W556	17/5	S	0.60	11.6	17.5	-0.6	1.8	145.2	
46	336	W235	7/5	TWIN	0.61	12.3	18.4	-1.4	1.2	145.2	
47	281	W43	2/5	TWIN	0.57	12.7	19.8	-0.7	1.6	149.8	
48	302	W473	4/5	TWIN	0.44	10.0	15.6	-1.5	0.8	145.4	
49	322	W43	4/5	TWIN	0.44	10.8	15.9	-0.8	2.2	146.1	
50	41	F363	7/4	TWIN	0.32	9.7	15.3	-0.6	3.5	153.5	
51	90 XXXX	W455	8/4	TWIN	0.39	11.0	17.2	-0.6	2.6	154.9	
52	91 XXXX	W455	8/4	TWIN	0.49	12.6	19.7	-0.8	2.0	161.3	
53	76 XXXX	W455	8/4	S	0.22	9.1	13.8	-0.3	2.4	141.4	
54	80	HF 1699	8/4	TWIN	0.29	8.4	13.2	-0.9	1.8	147.5	
55	173 XXXX	W455	10/4	TWIN	0.25	9.5	14.5	-0.6	2.6	152.2	
56	103 XXXX	W455	9/4	TWIN	0.35	10.1	15.0	-1.1	1.8	144.5	

Lot	Tag No.	Sire	Birth Date	Twin/Single	BWT	WWT	PWWT	PFAT	PEMD	TCP Index	Purchaser
57	310	W298	5/5	TWIN	0.57	10.4	16.1	-1.5	0.5	136.4	
58	286	W235	3/5	TWIN	0.52	11.0	16.5	-1.3	0.9	141.4	
59	316	W235	5/5	S	0.47	10.3	14.7	-0.8	1.0	132.8	
60	232	W473	26/4	TWIN	0.41	10.1	15.9	-0.5	1.6	141.3	
61	403	W235	11/5	TWIN	0.62	12.8	19.7	-1.3	1.2	151.1	
62	248	W528	28/4	TWIN	0.63	11.7	17.7	-1.4	1.8	146.6	
63	289	W43	4/5	TWIN	0.52	10.8	16.7	-0.5	1.1	138.3	
64	553	W298	3/5	S	0.55	11.1	16.6	-1.3	1.4	137.7	
65	116	W558	9/4	TWIN	0.58	12.3	18.7	-0.2	2.1	142.4	
66	311	W298	5/5	TWIN	0.54	9.8	15.3	-1.7	0.5	135.8	
67	191	W303	20/4	TWIN	0.41	10.7	16.2	-1.0	2.1	143.8	
68	597	W298	1/7	TWIN	0.58	11.4	17.8	-1.4	1.6	143.4	
69	347	W235	7/5	TWIN	0.48	10.1	15.4	-1.0	1.0	140.3	
70	454	W473	12/5	TWIN	0.44	10.3	15.1	-0.8	1.4	140.0	
71	603	W528	3/7	S	0.47	10.7	16.6	-0.8	1.7	144.5	
72	185	W473	18/4	TWIN	0.40	9.7	15.1	-0.8	1.7	142.1	
73	414	W105	11/5	TWIN	0.62	11.9	17.3	-1.0	1.7	141.3	
74	405	W298	11/5	S	0.48	9.9	15.3	-0.7	1.4	136.0	

Lot	Tag No.	Sire	Birth Date	Twin/Single	BWT	WWT	PWWT	PFAT	PEMD	TCP Index	Purchaser
75	563 XXX	W303	9/6	S	0.26	8.7	13.1	-1.0	1.9	131.3	
76	434 XXX	W105	11/5	S	0.46	10.5	15.3	-0.8	2.1	139.5	
77	592	W298	30/6	TWIN	0.55	10.6	15.8	-1.2	1.3	134.7	
78	329	W528	28/4	S	0.57	10.7	16.3	-1.5	1.6	142.5	
79	573	W528	21/6	TWIN	0.55	10.3	15.5	-1.2	1.7	140.9	
80	107 XXX	V492	9/4	TWIN	0.42	12.5	19.6	-1.3	2.0	156.0	
81	394	W298	10/5	S	0.60	11.3	17.1	-1.3	1.3	138.0	
82	343	W235	7/5	TWIN	0.60	12.1	18.1	-1.0	1.1	140.9	
83	37 XXX	A533	7/4	S	0.52	11.1	16.9	-0.3	2.1	142.3	
84	247	W528	28/4	TWIN	0.65	11.8	17.9	-1.3	1.5	145.1	
85	244	W556	27/4	S	0.58	12.7	19.1	-1.1	0.9	141.5	
86	180	V492	11/4	TWIN	0.46	11.9	18.6	-1.7	1.8	153.5	
87	282	W473	3/5	TWIN	0.45	10.5	15.1	-1.6	0.7	140.1	
88	71	WL 4993	7/4	TWIN	0.33	9.6	15.2	-0.6	2.4	149.7	
89	121	F363	9/4	TRIP	0.36	10.0	15.0	-0.7	2.9	145.3	
90	1	WL 4993	4/4	TWIN	0.33	9.9	16.0	-0.4	2.7	150.5	
91	317	W235	5/5	TWIN	0.42	10.0	13.6	-0.7	1.4	129.2	
92	572	W298	21/6	S	0.62	11.6	17.7	-1.4	1.4	141.8	

Lot	Tag No.	Sire	Birth Date	Twin/Single	BWT	WWT	PWWT	PFAT	PEMD	TCP Index	Purchaser
93	309	W105	5/5	S	0.55	11.4	16.3	-0.8	1.9	141.1	
94	451	W105	12/5	TWIN	0.48	10.4	14.3	-0.9	1.4	133.3	
95	443	W235	12/5	TWIN	0.52	10.5	15.5	-1.0	1.4	141.7	
96	313	W235	5/5	TWIN	0.59	11.5	17.2	-1.0	0.9	137.3	
97	554	W235	11/5	TWIN	0.44	10.4	15.6	-1.3	0.3	136.4	
98	138	V492	9/4	TWIN	0.36	10.4	16.3	-1.2	3.2	153.0	
99	345	W235	7/5	TWIN	0.61	12.2	18.6	-1.4	1.0	143.8	
100	20	V492	6/4	TRIP	0.45	11.0	16.9	-1.6	2.3	150.7	
101	224	W556	25/4	TWIN	0.58	12.0	17.5	-1.1	1.4	143.0	
102	531	W473	25/5	TWIN	0.38	10.6	15.7	-1.0	0.8	138.5	
103	601	W298	2/7	TWIN	0.61	11.8	17.8	-1.4	1.0	137.4	
104	416	W303	11/5	TWIN	0.39	9.9	15.1	-1.2	2.1	142.2	
105	39 XXX	A533	7/4	TWIN	0.63	12.7	17.9	-0.6	1.5	144.2	
106	547	W43	28/5	TWIN	0.48	12.5	18.5	-1.0	0.6	139.5	
107	256 XXX	W556	30/4	TWIN	0.59	10.9	15.6	-0.8	1.2	139.4	
108	4	A533	5/4	TWIN	0.48	10.6	15.8	0.3	2.9	147.7	
109	541	W473	26/5	TWIN	0.64	10.9	15.8	-1.2	0.6	140.7	
110	430	W105	11/5	S	0.44	10.3	14.8	-0.6	2.2	138.3	

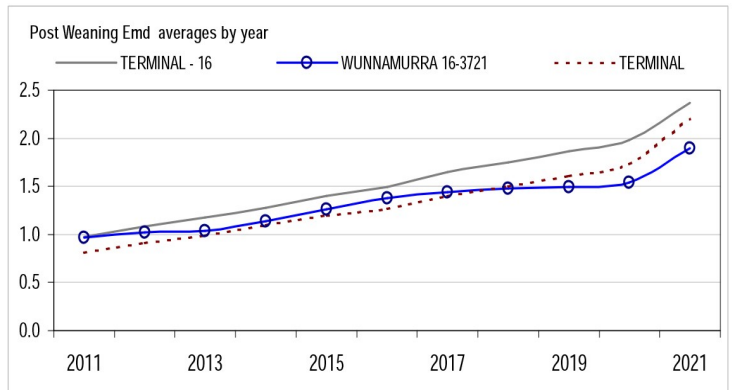
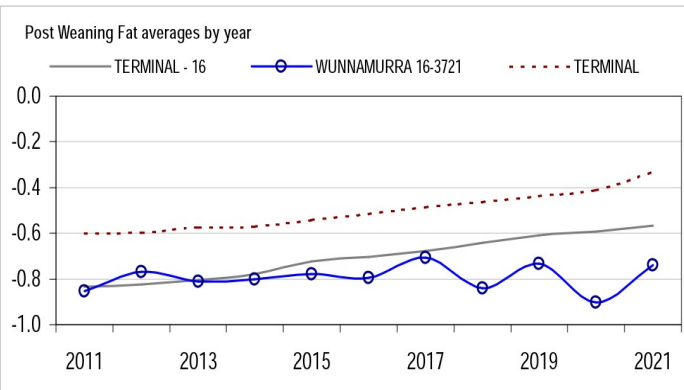
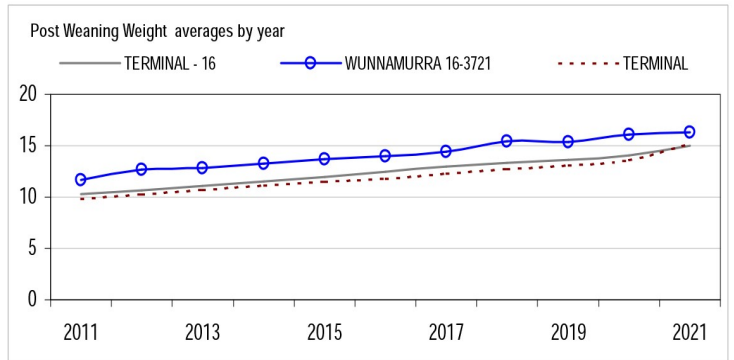
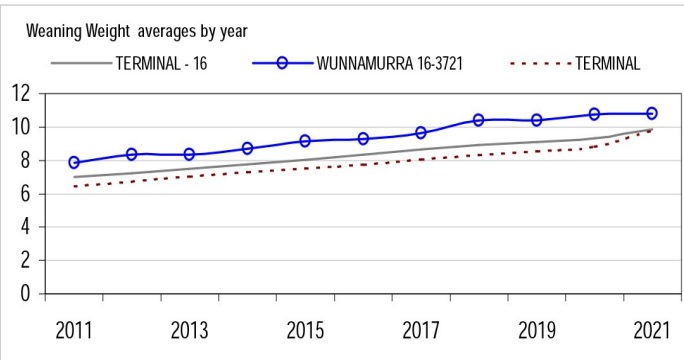
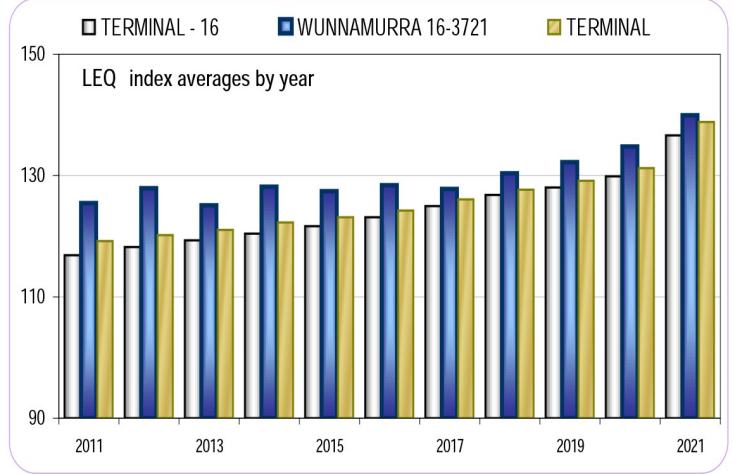
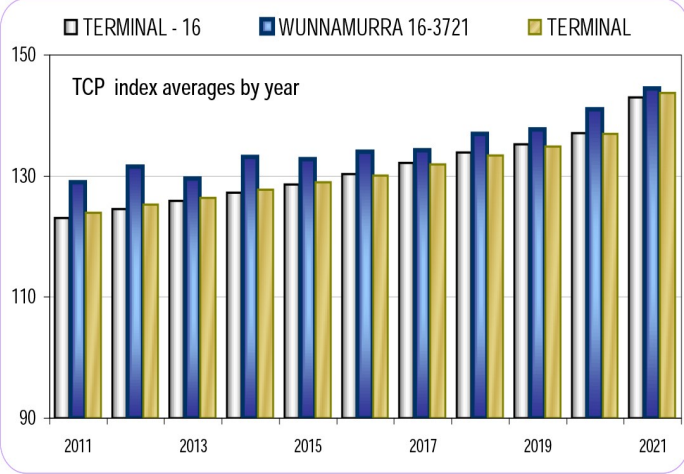
Lot	Tag No.	Sire	Birth Date	Twin/Single	BWT	WWT	PWWT	PFAT	PEMD	TCP Index	Purchaser
111	86	WL 4993	8/4	TWIN	0.34	9.8	15.4	-0.9	2.1	145.8	
112	605	W298	3/7	TWIN	0.62	11.0	17.3	-1.4	1.7	144.9	
113	15	V492	6/4	S	0.37	10.6	16.7	-1.3	3.0	156.2	
114	36	A533	7/4	TWIN	0.51	10.9	15.3	0.2	2.7	144.0	
115	305	W473	5/5	TWIN	0.45	9.6	15.3	-1.5	0.7	144.1	
116	445	W473	12/5	S	0.41	10.0	14.9	-1.1	0.8	137.4	
117	469	W528	12/5	S	0.36	10.3	15.7	-0.9	2.5	142.4	
118	312	W235	5/5	TWIN	0.62	11.4	16.7	-1.3	0.0	131.8	
119	540	W473	26/5	TWIN	0.56	10.1	14.9	-1.0	0.8	139.3	
120	131	WL 4993	9/4	TRIP	0.30	10.0	15.6	-0.5	2.9	148.5	
121	6	F363	5/4	TWIN	0.29	10.1	15.7	-0.3	3.2	149.4	
122	361	W282	8/5	TWIN	0.43	10.2	14.9	-0.5	1.7	137.4	
123	24 XXX	V492	6/4	TRIP	0.51	12.2	18.9	-1.1	2.7	155.8	
124	342	W235	7/5	TWIN	0.58	11.4	16.8	-0.9	1.0	136.7	
125	537	W282	26/5	TWIN	0.52	10.0	14.8	-1.2	0.9	135.3	
126	184	W235	16/4	S	0.46	10.6	15.6	-0.8	1.0	133.3	
127	204	W282	18/4	TWIN	0.43	10.9	15.7	-0.2	1.7	136.5	
128	381	W43	10/5	TWIN	0.49	11.0	17.0	-0.9	0.7	137.8	
129	93	OW 219	8/4	TWIN	0.43	10.7	15.2	0.2	2.7	136.6	
130	11	A533	6/4	S	0.47	10.0	14.5	0.6	2.5	141.0	

Lot	Tag No.	Sire	Birth Date	Twin/Single	BWT	WWT	PWWT	PFAT	PEMD	TCP Index	Purchaser
131	556	W282	5/6	TWIN	0.50	11.1	16.3	-0.8	1.2	136.5	
132	104	F363	9/4	TWIN	0.39	10.7	17.4	-0.7	2.2	150.0	
133	70	WL 4993	7/4	TWIN	0.30	8.8	14.0	-0.5	2.4	146.6	
134	164	V492	10/4	TWIN	0.36	10.6	16.8	-1.4	2.3	147.3	
135	389	W282	10/5	TWIN	0.42	9.9	14.1	-0.2	1.9	132.7	
136	514	W235	22/5	TWIN	0.45	10.9	16.1	-0.9	1.0	137.4	
137	22	V492	6/4	TWIN	0.44	10.6	16.4	-0.8	2.5	146.3	
138	536	W282	26/5	TWIN	0.50	10.2	14.9	-1.2	1.3	138.1	
139	477	W298	8/5	TWIN	0.52	10.1	16.4	-1.4	0.9	139.3	
140	382	W43	10/5	TWIN	0.47	11.1	16.8	-0.9	0.9	138.4	
141	95	WL 4993	8/4	TWIN	0.29	9.1	13.9	0.2	2.6	141.4	
142	49	A527	7/4	TWIN	0.48	11.5	16.7	-0.2	1.8	140.2	
143	32	A533	6/4	TRIP	0.61	11.4	15.9	-0.6	2.3	146.2	
144	411	W298	11/5	TWIN	0.53	11.2	18.0	-1.3	1.9	146.1	
145	187	W298	18/4	TWIN	0.63	11.2	17.1	-1.6	1.3	141.4	
146	391	W105	10/5	TWIN	0.55	11.1	15.6	-1.3	0.8	133.3	
147	44	F363	7/4	TWIN	0.37	8.6	13.6	-0.7	2.8	142.1	
148	438	W43	12/5	S	0.44	11.0	16.4	-0.7	1.0	136.2	
149	590	F363	30/6	TWIN	0.38	9.8	15.3	-1.1	1.7	144.1	
150	130	WL 4993	9/4	TRIP	0.40	10.7	16.7	-1.0	2.0	147.5	

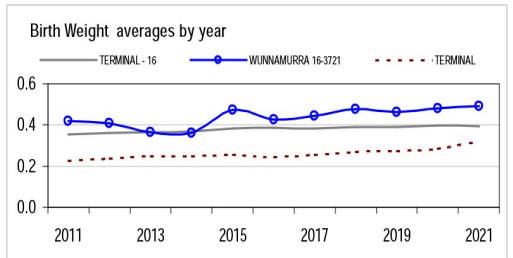
Lot	Tag No.	Sire	Birth Date	Twin/Single	BWT	WWT	PWWT	PFAT	PEMD	TCP Index	Purchaser
151	479	W235	14/5	S	0.63	11.5	15.7	-1.2	0.3	131.7	
152	548	W235	28/5	TWIN	0.55	11.4	16.7	-1.4	0.4	139.7	
153	7	F363	5/4	TWIN	0.30	10.1	15.7	-0.5	3.0	149.5	
154	524	W473	24/5	TWIN	0.39	9.4	14.3	-1.3	0.7	136.4	
155	392	W282	10/5	TWIN	0.52	11.2	16.5	-1.1	1.1	139.1	
156	61	OW 219	8/4	TWIN	0.25	10.1	14.7	0.3	3.1	138.8	
157	48	A527	7/4	TWIN	0.51	12.0	17.7	-0.5	1.7	143.4	
158	604	W298	3/7	TWIN	0.66	11.4	17.6	-1.7	1.0	143.0	
159	334	W556	7/5	TWIN	0.52	11.1	16.4	-1.1	1.0	142.2	
160	209	W298	21/4	TWIN	0.61	11.2	17.0	-1.7	0.8	136.9	
161	159	A527	10/4	TRIP	0.55	10.5	15.3	-0.4	1.8	139.2	
162	428	W235	11/5	TWIN	0.56	12.2	18.2	-1.2	1.2	141.9	
163	431	W105	11/5	TWIN	0.50	11.0	16.4	-1.1	1.3	137.5	
164	453	W556	12/5	TWIN	0.63	12.8	19.8	-1.6	1.4	150.5	
165	19	V492	6/4	TRIP	0.41	10.0	15.4	-1.4	2.4	147.3	
166	538	W235	26/5	TWIN	0.60	12.1	17.7	-1.3	0.4	139.1	
167	135	OW 219	8/4	TWIN	0.26	10.2	14.5	0.0	3.2	143.2	
168	92	OW 219	8/4	TWIN	0.45	11.0	15.7	0.2	2.5	137.0	
169	5	A533	5/4	TWIN	0.41	9.7	14.7	1.1	3.7	147.0	
170	117	W558	9/4	TWIN	0.53	11.6	17.9	-0.2	2.4	142.5	

Lot	Tag No.	Sire	Birth Date	Twin/Single	BWT	WWT	PWWT	PFAT	PEMD	TCP Index	Purchaser
171	379	W473	10/5	TWIN	0.37	10.2	15.2	-1.2	0.8	140.5	
172	517	W473	22/5	TWIN	0.44	10.1	14.2	-1.5	0.5	135.7	
173	500	W556	15/5	TWIN	0.57	12.0	17.9	-1.0	1.0	140.3	
174	446	W105	12/5	TWIN	0.58	11.4	16.4	-0.8	1.0	135.8	
175	124	A527	9/4	TWIN	0.53	10.7	15.7	-0.9	0.8	139.9	
176	174	V492	10/4	S	0.33	11.3	17.6	-1.0	2.5	149.9	
177	565 XXX	W298	13/6	TWIN	0.66	10.9	16.6	-1.4	1.9	143.5	
178	609	W235	13/7	TWIN	0.54	11.1	16.7	-1.0	1.6	142.0	
179	139	V492	9/4	TWIN	0.40	10.4	16.1	-1.3	2.6	148.7	
180	585	W298	30/6	TWIN	0.63	11.4	17.3	-1.6	0.8	138.8	
181	115	WL 4993	9/4	TWIN	0.36	9.6	14.5	-0.5	2.4	144.3	
182	332	W235	4/5	TWIN	0.49	10.8	15.7	-0.1	1.7	134.4	
183	155	A527	9/4	S	0.50	12.3	18.0	-0.6	2.4	148.1	
184	539	W235	26/5	TWIN	0.62	12.0	17.5	-1.4	0.0	136.7	
Average For Sale Rams					0.48	10.9	16.3	-0.9	1.6	141.7	

Average Lambplan ASBVs for the Entire 2020 Poll Dorset Drop across Australia	BWT	WWT	PWWT	PFAT	PEMD	TCP Index
	0.40	9.3	14.0	-0.6	2.0	137.1



TERMINAL - 16								
	Bwt	Wwt	Pwwt	Pfat	Pemd	TCP	LEQ	Counts
2012	0.36	7.23	10.65	-0.82	1.09	124.6	118.2	48391
2013	0.37	7.50	11.11	-0.80	1.18	125.9	119.3	47554
2014	0.37	7.78	11.54	-0.78	1.27	127.3	120.5	47615
2015	0.38	8.04	11.94	-0.72	1.40	128.6	121.6	48679
2016	0.39	8.35	12.45	-0.70	1.49	130.3	123.1	48358
2017	0.38	8.64	12.94	-0.68	1.65	132.2	124.9	50228
2018	0.39	8.90	13.33	-0.64	1.75	133.9	126.8	47389
2019	0.39	9.08	13.64	-0.61	1.87	135.3	128.1	46256
2020	0.40	9.33	14.04	-0.59	1.98	137.1	129.9	50127
2021	0.39	9.85	15.00	-0.57	2.37	143.0	136.7	15364



WUNNAMURRA 16-3721								
	Bwt	Wwt	Pwwt	Pfat	Pemd	TCP	LEQ	Counts
2012	0.41	8.33	12.68	-0.77	1.03	131.6	127.9	553
2013	0.37	8.33	12.83	-0.81	1.04	129.6	125.1	506
2014	0.36	8.69	13.27	-0.80	1.14	133.2	128.1	582
2015	0.47	9.16	13.67	-0.78	1.26	132.8	127.4	586
2016	0.43	9.27	14.00	-0.80	1.38	134.0	128.4	653
2017	0.44	9.64	14.39	-0.71	1.44	134.3	127.8	625
2018	0.48	10.39	15.43	-0.84	1.48	137.0	130.4	666
2019	0.46	10.38	15.36	-0.73	1.49	137.7	132.2	624
2020	0.48	10.75	16.11	-0.90	1.54	141.0	134.8	608
2021	0.49	10.82	16.29	-0.74	1.89	144.5	139.9	485

Reports are prepared using data supplied by breeders and/or accredited operators for the analysis. SheepGenetics cannot guarantee the accuracy of this data. ASBV's are designed to estimate genetic merit of animals from the data supplied. Reports are provided to assist breeders but no liability is accepted for the outcome resulting from the use of this information.

Linkage Summary	
WUNNAMURRA 16-3721	
Weights	Yes
Carcase	Yes
WEC	No
Reproduction	No
Site Code	163721






Percentile Report

Analysis TERMINAL Dated 15/08/2021

Animals born in 2020 Count 140193

Band	Bwt	Wwt	PWwt	Ywt	Pflat	Yflat	Pemd	Yemd	Ysc	Hsc	Pfec	Yfec	MMWwt	NLW	LMY	IMF	Dress	ShrF5	TCP	LEQ	Trade\$	MCP	SRC	EQ	Export\$
	kg	kg	kg	kg	mm	mm	mm	mm	cm	cm	%	%	kg	%	%	%	%	N							
0	-0.87	16.0	24.6	23.8	3.4	3.3	6.5	6.1	6.9	5.5	-82	-80	10.4	27	7.5	1.6	4.6	-8.6	179.3	179.4	119.8	178.1	163.6	176.0	120.2
1	-0.50	12.5	19.5	19.8	0.9	0.9	4.2	3.9	5.5	4.8	-63	-62	6.1	15	5.4	0.3	3.5	-3.1	159.6	158.1	115.7	162.3	151.4	156.5	114.9
2	-0.45	12.1	18.9	19.3	0.7	0.7	3.9	3.6	5.3	4.6	-59	-57	5.2	13	5.1	0.2	3.3	-2.2	157.5	155.2	115.3	160.2	149.9	154.0	114.2
3	-0.41	11.9	18.6	19.0	0.6	0.6	3.7	3.4	5.2	4.5	-56	-55	4.7	12	5.0	0.1	3.2	-1.7	156.1	153.5	115.0	158.9	148.9	152.2	113.8
4	-0.37	11.8	18.3	18.7	0.5	0.5	3.6	3.3	5.2	4.4	-54	-53	4.5	11	4.8	0.0	3.2	-1.3	155.0	152.0	114.8	157.8	148.1	150.9	113.5
5	-0.33	11.6	18.1	18.5	0.5	0.4	3.5	3.2	5.1	4.3	-53	-52	4.3	11	4.7	0.0	3.1	-1.0	154.0	150.8	114.6	157.0	147.5	149.8	113.2
10	-0.01	11.2	17.4	17.8	0.3	0.2	3.1	2.8	4.9	4.2	-47	-47	3.9	9	4.4	-0.1	2.9	-0.2	150.7	146.6	114.0	154.1	145.4	145.9	112.2
15	0.11	10.9	16.9	17.2	0.1	0.0	2.8	2.5	4.7	4.0	-43	-42	3.6	8	4.2	-0.2	2.7	0.3	148.3	143.5	113.5	152.0	143.9	143.0	111.5
20	0.18	10.6	16.5	16.8	0.0	-0.1	2.6	2.3	4.6	3.9	-40	-38	3.5	8	4.0	-0.3	2.6	0.7	146.3	141.1	113.1	150.3	142.7	140.6	110.9
25	0.22	10.4	16.1	16.5	-0.1	-0.2	2.4	2.2	4.5	3.8	-37	-35	3.3	7	3.8	-0.3	2.5	1.1	144.6	138.9	112.7	148.8	141.6	138.5	110.3
30	0.25	10.2	15.7	16.1	-0.2	-0.3	2.3	2.0	4.4	3.7	-35	-32	3.2	6	3.7	-0.4	2.3	1.4	143.0	137.0	112.3	147.4	140.7	136.6	109.7
35	0.28	10.0	15.4	15.8	-0.2	-0.4	2.1	1.9	4.3	3.6	-32	-30	3.1	6	3.6	-0.4	2.3	1.7	141.6	135.3	111.9	146.0	139.7	134.9	109.2
40	0.31	9.8	15.0	15.5	-0.3	-0.4	2.0	1.7	4.2	3.5	-30	-28	2.9	5	3.4	-0.4	2.2	2.1	140.2	133.6	111.5	144.6	138.7	133.3	108.6
45	0.33	9.6	14.7	15.2	-0.4	-0.5	1.9	1.6	4.1	3.5	-28	-25	2.8	5	3.3	-0.5	2.1	2.4	138.9	132.1	111.1	143.2	137.7	131.8	108.1
50	0.35	9.4	14.3	14.8	-0.4	-0.6	1.7	1.5	4.0	3.4	-25	-23	2.7	4	3.2	-0.5	2.0	2.7	137.6	130.7	110.7	141.7	136.6	130.4	107.5
55	0.37	9.1	14.0	14.5	-0.5	-0.6	1.6	1.4	3.9	3.3	-23	-21	2.6	4	3.0	-0.5	1.9	3.0	136.2	129.3	110.2	140.0	135.3	129.0	106.8
60	0.39	8.9	13.6	14.1	-0.6	-0.7	1.5	1.2	3.8	3.2	-20	-18	2.5	3	2.9	-0.6	1.8	3.4	134.9	128.0	109.7	138.3	133.9	127.6	106.1
65	0.42	8.6	13.1	13.7	-0.6	-0.8	1.4	1.1	3.6	3.1	-17	-15	2.3	2	2.7	-0.6	1.7	3.8	133.5	126.6	109.2	136.5	132.4	126.2	105.4
70	0.44	8.2	12.6	13.1	-0.7	-0.8	1.2	1.0	3.5	3.0	-14	-12	2.2	2	2.5	-0.6	1.6	4.2	132.0	125.1	108.7	134.6	130.6	124.7	104.5
75	0.46	7.9	11.9	12.5	-0.8	-0.9	1.1	0.9	3.3	2.9	-11	-9	2.0	1	2.3	-0.7	1.5	4.6	130.4	123.6	108.1	132.5	128.6	123.2	103.5
80	0.48	7.4	11.2	11.6	-0.8	-1.0	0.9	0.7	3.1	2.7	-8	-6	1.8	0	2.0	-0.7	1.4	5.1	128.7	122.0	107.5	130.2	126.5	121.5	102.2
85	0.51	6.9	10.4	10.6	-0.9	-1.1	0.8	0.5	2.9	2.4	-3	-1	1.6	-1	1.7	-0.8	1.3	5.7	126.5	120.2	106.9	127.7	124.1	119.9	100.7
90	0.55	6.2	9.4	9.2	-1.1	-1.2	0.6	0.3	2.6	2.1	3	4	1.2	-2	1.3	-0.9	1.1	6.3	123.7	118.2	106.2	124.7	121.5	117.7	98.7
95	0.60	5.2	8.1	7.5	-1.2	-1.4	0.2	0.0	2.2	1.7	11	12	0.6	-3	0.8	-1.0	0.9	7.2	119.4	114.9	104.9	120.2	118.5	114.5	95.2
96	0.62	4.9	7.8	7.1	-1.3	-1.4	0.2	-0.1	2.1	1.6	14	15	0.4	-4	0.6	-1.0	0.8	7.4	118.1	113.8	104.5	119.0	117.7	113.4	94.1
97	0.64	4.6	7.4	6.7	-1.4	-1.5	0.0	-0.2	1.9	1.6	17	18	0.2	-4	0.4	-1.1	0.8	7.7	116.5	112.6	103.8	117.5	116.7	112.2	92.7
98	0.67	4.2	6.9	6.0	-1.4	-1.6	-0.1	-0.3	1.7	1.4	22	22	-0.1	-5	0.2	-1.2	0.7	8.0	114.3	110.8	102.9	115.6	115.7	110.4	90.7
99	0.71	3.6	6.2	5.0	-1.6	-1.7	-0.3	-0.6	1.5	1.2	29	29	-0.5	-7	-0.2	-1.3	0.5	8.6	110.6	107.8	101.2	112.9	113.9	107.4	87.0
100	1.04	-0.3	-1.1	-3.7	-2.7	-2.6	-2.3	-2.4	-0.1	0.5	93	82	-3.3	-14	-2.3	-2.3	-0.6	14.8	81.4	86.9	77.6	76.8	86.7	87.0	-6.5

WUNNAMURRA



ANDREW GILLETT

REG FLOCK 3721

POLL DORSET STUD



0429 660 584

www.wunnamurra.com.au

*We thank you for your continued
interest and ongoing support.*

Andrew, Judy and Annabel

