

Report: Veterinary Bull Breeding Soundness Evaluation

This evaluation is limited to an assessment and expression of opinion on the following specified matters as at the time and place of examination and should in no way be relied upon as a representation or expression of opinion as to future fertility. The opinion expressed is based on the fertility components marked as having been evaluated. If the evaluating veterinarian is prevented from undertaking a full evaluation, the opinion may not be fully informed and no liability will rest with the veterinarian as a result. This report was compiled exclusively for the use of the person to whom it is addressed. No other person or corporation has any authority to make use of or to rely upon any or all of this report. The evaluating veterinarian will not be liable for any reliance on the content of the report by a third party. This evaluation does not involve and should not be considered as a pre-

Summary:

To: M McCosker, ,

Place of Examination: Lake Nash, Emerald

Date: 11/03/21



Bull ID Brand	Age Yr:Mn Breed	Scrotum	Physical	Crush-Side Semen	Sperm Morphology	Serving
MSMFR0037 (Tag)	1: 2 Wyagu	33	✓	✓	✓	NT

Bull Identification

Birthdate- 8/01/20, Ear Tag-MSMFR0037

Physical/Reproductive

Testes Tone-Medium, Scrotum-Normal, Penis-Normal - Visualised, Condition Score-4, Feet-Normal, Legs-Normal, Gait-Normal, Leg Joints-Normal, Head-Normal, Vet Evaluation-Tick


Crush Side Semen Evaluation

% Progressively Motile = 80, Mass Activity-Very Fast Swirl, Vet Evaluation-Tick

Semen Morphology Evaluation

Semen Morphology-Tick, Morphologist-Kelli Prosser, sperm counted-100, % Normal-96, %PC-0, %MP-1, %HT-2, %PY-0, %KA-1, %VT-1, %SA-0, Vet Evaluation-Tick

Comment:Vial labelled 37

I hereby certify that I have examined the bull(s) described above in full accordance with the standards for evaluation and reporting bull breeding and soundness as published by the Australian Cattle Veterinarians	Veterinarian: Dr. Steven Bliss Accredited VBBSE Veterinarian Signature: 
I hereby certify that any medical or surgical intervention of congenital abnormalities of the listed bull(s), whether genetic or not, to enable the above-mentioned standards to be met is declared above.	Owner/Agent: M McCosker Signature: _____

Evaluating and Reporting Veterinary Bull Breeding Soundness



Purpose: The Veterinary Bull Breeding Soundness Evaluation (VBBSE) is a tool used to identify risk factors that may affect bull fertility in a natural service situation.

Definitions:

ACV Standards: as published in Beggs et al (2013) *Veterinary Bull Breeding Soundness Evaluation*. Published by ACV in 2013 and available from the ACV office.

Components of the VBBSE

Australian Cattle Veterinarians (ACV) uses the following components to evaluate bull as part of the VBBSE:

Scrotum- Scrotal circumference measured as per published ACV method and reported in cm.

Physical- Examination of bull's structure and genitalia

Semen- Crush-side visual and microscopic assessment





Morphology- Standardised high-magnification microscopy of preserved sperm.

Serving Ability- Standardised test used to evaluate the ability of a bull to mate normally

ACV recommends that all of the above components be assessed.

Report Indicators

Detailed data is reported as either actual measurements, Yes/No, Normal/Suspect/Abnormal, or on a scale as indicated in published ACV standards. A summary risk assessment of each VBBSE component is provided and uses the following key:

 <p>Tick - All attributes for this component measured were consistent with the ACV standards. No risk factors for reduced fertility were identified during for this part of the VBBSE examination.</p>	 <p>Qualified - Not all attributes for this component were consistent with ACV standards but these abnormalities may not necessarily preclude the bulls use. A further comment will be provided. The client should seek advice from their cattle veterinarian as to the suitability of this bull for a particular purpose. Retesting may be recommended.</p>
 <p>Some attributes for this component measured were not consistent with ACV standards. This bull has a significant risk of reduced fertility in the short term at least. Because some conditions may be temporary, the client should seek advice from their cattle veterinarian.</p>	 <p>This VBBSE component was not evaluated or not fully evaluated either at the owners request or as indicated.</p>

Using a Veterinary Bull Breeding Soundness Evaluation (VBBSE) report

The report indicates **the level of risk of reduced fertility** at the time of testing the bull, and helps predict whether a bull is likely to be able to seek out oestrus females, mate them repeatedly, impregnate them with good quality semen, if the bull were to be put into a paddock mating situation in the short term. The published standards have been selected as the best indicators, but are **not a guarantee** that the bull is either fertile, sub-fertile, or infertile.

The **VBBSE report applies to the date of the examination** and no responsibility can be taken for any subsequent events that may affect the ability of the bull to breed satisfactorily or otherwise. In consultation with a cattle veterinarian, clients should consider all aspects of bull fertility when requesting an examination and choose whichever evaluation procedures will best minimise the risk of herd sub-fertility or infertility due to bull failure, or are necessary to meet specific transaction requirements.

The report can only indicate whether bulls meet thresholds for the traits measured based on objective measures and professional judgement of the cattle veterinarian. **Overall judgement of a bull as fertile or sound is not appropriate.** However, bulls may be deemed at risk of being sub-fertile or infertile if the VBBSE detects indicators of this. A prognosis (predicted future status) based on detailed data collected may be provided where thresholds are not achieved or there are other indicators of sub-fertility or infertility.

Limitations of the VBBSE report

The report indicates a level of risk – **it does not indicate future status**, especially following relocation or management changes. (Bulls, and especially fat bulls, experiencing these events should be re-examined after acclimatisation.) As all possible components of a VBBSE may not be conducted, there always remains a risk that bulls may not reach their full potential.

ACV recommends that all bulls should be vaccinated against /tested for local endemic diseases.