

TYPE	Grouper - Fixed
MAKE	Vennings
MODEL	Single Bin
SERIAL NUMBER	8T 685

Report Number	OSS 20210209-1459
Date	9-Feb-2021
Created By	Geoff Gleeson
Assessor	Geoff Gleeson
Assist. Assessor(s)	
Agent	Mannes Agencies
Lot Number	70
Location	Farm 4003
Assessment Purpose	Sale
State	NSW

TABLE OF CONTENTS

SECTION 1	IMPORTANT INFORMATION Contains information outlining the scope and any limitations applicable to this Risk Management Report
SECTION 2	MACHINE DETAILS Contains standard machine specifications and details of any extras fitted
SECTION 3	RISK ANALYSIS, RISK EVALUATION & RISK TREATMENT Contains details of the technique used to calculate risk ratings, time frame and risk treatments. Please refer to this information when reviewing and interpreting the information in section 4 & 5
SECTION 4	RISK TREATMENTS REQUIRED Contains detailed information regarding the risk treatments to be implemented including hazard, risk rating, time frame, relevant standards & legislative references
SECTION 5	RISK TREATMENTS IN PLACE Contains detailed information regarding the risk treatments in place including hazard, risk rating, relevant standards & legislative references
SECTION 6	IMAGES AND NOTES Contains images & any relevant information entered by the assessor

SECTION 1 IMPORTANT INFORMATION

This report generated by Plant Assessor™ © Online Safety Systems on Wednesday 10 Feb 2021 8:41 PM

This Risk Management Report has been prepared for -

(insert recipient name/company name)

This document has been prepared to cover the sale or transfer of this item of plant between the Company identified on the front cover and their named recipient. This report must not be used for any subsequent sale or transfer.

This document is provided to meet duty of care obligations as set out in relevant state and territory health and safety regulations for the supply of plant and the sale and transfer of plant.

The safety hazards associated with the operating and maintaining of this item of plant have been identified as far as practical by visual inspection. This item of plant is being sold in an "as-is" condition with known and unknown safety hazards. No physical testing has been conducted (eg. Wire rope tests, stress tests, structural/non-destructive tests, noise tests, vibration tests, brake tests, insulation tests etc.) unless stated otherwise in the notes.

This document is not intended to provide information on, nor warrant the mechanical, electrical or structural condition of this item of plant. Any information on standard features have been supplied through the manufacturer and should be used as a guide only until otherwise verified.

This item of plant should be further assessed, tested and inspected or dismantled as necessary to gauge any further hazards and /or risks relating to SPECIFIC WORKPLACE USE, which are currently unknown, in accordance with relevant standards, regulations and acts.

Under common law and relevant state and territory health and safety acts, regulations and codes of practice, there is a requirement for the plant owner, employer and operator to exercise a duty of care in the safe operation and maintenance of plant. Accordingly before this item of plant is supplied to, or used at any workplace it must be inspected to ensure it is in a fully operational, safe and serviceable condition and that operators and maintenance personnel are appropriately trained in the use & maintenance of this item of plant.

For further information regarding this report contact Online Safety Systems on 1300 72 88 52

SECTION 2 MACHINE DETAILS

AUGER	
Auger Diameter (mm/inches)	
CAPACITIES	
Hopper Capacity (m3)	
DIMENSIONS/WEIGHTS	
Height (mm)	
Length (mm)	
Width (mm)	
ENGINE	
Engine Displacement (Litres)	
Engine Hours	
Engine Make & Model	
Engine Number	
Engine Petrol/Diesel	
Engine Power kW/(Hp)	
Number of Cylinders	
GENERAL	
Weight - Empty (kg)	

**MACHINE
DETAILS**

Make Vennings
Model Single Bin
Type Grouper - Fixed

Serial Number
Assessed By
Date

8T 685
Geoff Gleeson
9-Feb-2021

SECTION 3 RISK ANALYSIS / RISK EVALUATION





LIKELIHOOD		CONSEQUENCE				
		1. INSIGNIFICANT Dealt with by in house first aid	2. MINOR Treated by medical professionals, hospital out patients	3. MODERATE Significant non permanent injury overnight hospital stay	4. MAJOR Extensive permanent injury eg. Loss of fingers, extended hospital stay	5. CATASTROPHIC Death, permanent disabling injury eg. Loss of hand, quadriplegia
A. Almost certain to occur in most circumstances		MEDIUM 8	HIGH 16	HIGH 18	CRITICAL 23	CRITICAL 25
B. Likely to occur frequently		MEDIUM 7	MEDIUM 10	HIGH 17	HIGH 20	CRITICAL 24
C. Possibly and likely to occur at sometime		LOW 3	MEDIUM 9	MEDIUM 12	HIGH 19	HIGH 22
D. Unlikely to occur but could happen		LOW 2	LOW 5	MEDIUM 11	MEDIUM 14	HIGH 21
E. May occur but only in rare circumstances		LOW 1	LOW 4	LOW 6	MEDIUM 13	MEDIUM 15







RISK EVALUATION	CRITICAL	Act immediately to mitigate risk. Implement risk treatment(s) in accordance with the risk treatment table below.
	HIGH	Act immediately to mitigate risk. Implement risk treatment(s) in accordance with the risk treatment table below. If the appropriate risk treatments are not immediately accessible establish interim risk treatment strategies. Permanent risk treatments must be implemented within one week.
	MEDIUM	Take reasonable steps to mitigate and monitor the risk. Implement risk treatment(s) in accordance with the risk treatment table below. Permanent risk treatments must be implemented with one month.
	LOW	Take reasonable steps to mitigate and monitor the risk. Implement risk treatment(s) in accordance with the risk treatment table below. Permanent risk treatments must be implemented with three months.







RISK TREATMENT	Selecting the most appropriate risk treatment option involves balancing the costs and efforts of implementation against the benefits derived, with regard to legal, regulatory and other requirements. <small>(source AS/NZS ISO 31000:2009)</small>	
	Eliminate	Eliminate the risk source.
	Substitute	Provide an alternative that is capable of performing the same task which is safer.
	Engineering	Provide or construct a physical barrier or guard.
	Administration	Develop policies, procedures, practices and guidelines in consultation with employees to mitigate the risk. Provide training, instruction and supervision about the risk source.
	Personal protective	Provide personal protective equipment to protect the individual from the risk source.





SECTION 4 RISK TREATMENTS REQUIRED

This section of the report pertains to hazards created by use of this item of plant which currently do not have risk treatments in place. The risk treatments recommended in this section have been developed based on relevant Australian Standards, health & safety legislation, the hierarchy of risk treatment in accordance with the guidelines set forth in AS/NZS ISO 31000 – Risk Management and various other sources. The recommended risk treatment measures must be developed, implemented and validated as effective prior to the operation, maintenance or testing of this item of plant. Treatments applied must be dated and initialled adjacent the recommendations. All operators must read and understand the entire contents of this section prior to operating this item of plant.

HAZARD(S)	Prelim. Risk Rating	Residual Risk Rating	Time Frame	Due Date	Date Rectified	Initial
DELIVERY						
 CRUSHING	HIGH 22	MEDIUM 15	1 Week	16-Feb-21		
<p>Risk Treatment Required: SWMS Load Restraint Source or develop transport restraining guidelines for this machine. Once developed, ensure that all operators follow the approved SWMS/SOP when restraining this machine for transport.</p> <p>References: Occupational Health & Safety Act & Regulations, Work Health & Safety Act & Regulations-</p>						
COMMISSIONING						
 INCORRECT OPERATION	HIGH 22	MEDIUM 15	1 Week	16-Feb-21		
<p>Risk Treatment Required: Pre-start checklist An operational "Pre start" checklist must be obtained for this item of plant. If an OEM "Pre Start" Checklist is not available then one must be developed by a person competent in writing health and safety procedures. Once obtained the "Pre start" checklist must be completed before each operation. If any faults are detected, they must be rectified prior to commencement of operation. These inspections must be documented as part of your plant safety management programme.</p> <p>Legislation: State Health & Safety Legislation & Regulation</p> <p>References: Occupational Health & Safety Act & Regulations, Work Health & Safety Act & Regulations-</p>						
OPERATION						
 INCORRECT OPERATION	CRITICAL 24	MEDIUM 15	Immediate	09-Feb-21		
<p>Risk Treatment Required: Operator Competency Only persons who are qualified, trained and experienced and/or hold the relevant certification/license can operate this item of plant. If there is not a competent/licensed person available for operation of this item of plant then only persons who are supervised by a competent/licensed person can operate this item of plant.</p> <p>Legislation: State Health & Safety Legislation & Regulation</p> <p>References: Occupational Health & Safety Act & Regulations, Work Health & Safety Act & Regulations-</p>						
 ELECTROCUTION	HIGH 22	MEDIUM 15	1 Week	16-Feb-21		
<p>Risk Treatment Required: Electrical Approach Distances Attach a clear hazard warning label re: overhead electrical hazards and minimum approach distances adjacent operator work areas and any access to the top of the item of plant. These distances must be adhered to strictly. Once fitted these labels and tables must be present, clear and legible at all times.</p> <p>Spotters are required when working within 5 metres of the minimum approach distance of any live electrical apparatus.</p> <p>Any encroach within the minimum approach distances must only occur if the following provisions have been met -</p> <ol style="list-style-type: none"> 1. The machine is designed to work within the minimum approach distances 2. Permission has been granted by the electricity company 3. Safe systems of work have been documented and approved <p>Legislation: State Health & Safety Legislation & Regulation</p> <p>References: ISO31000</p>						


HAZARD(S)	Prelim. Risk Rating	Residual Risk Rating	Time Frame	Due Date	Date Rectified	Initial
OPERATION						
 INCORRECT OPERATION	HIGH 22	MEDIUM 15	1 Week	16-Feb-21		
<p>Risk Treatment Required: Control Labels</p> <p>Ensure all controls including all levers, buttons, pedals, switches etc. are clearly labelled as to their purpose and method of operation prior to operating this item of plant. Once achieved these labels must be maintained in a clean condition at all times.</p> <p>Legislation: State Health & Safety Legislation & Regulation</p> <p>References: AS/NZS4024.1905</p>						
 ENTANGLEMENT	HIGH 22	HIGH 21	1 Week	16-Feb-21		
<p>Risk Treatment Required: Auger Entanglement Label</p> <p>Ensure that this auger has a hazard warning label re: Entanglement, stand clear, attached. Once installed these must be present and fully functional and serviceable at all times.</p> <p>References: AS/NZS4024.1201, AS1319-</p>						
 BURNS, EXPLOSION, POISONING	HIGH 22	MEDIUM 15	1 Week	16-Feb-21		
<p>Risk Treatment Required: Tank ID Label</p> <p>Ensure the tank(s) on this item of plant have clear, legible label(s) identifying their contents, and if appropriate any necessary controls re: the contents. Once attached these must be present, clear and legible at all times. (this includes radiator, hydraulic and petrol/diesel tanks)</p> <p>Legislation: State Health & Safety Legislation & Regulation</p> <p>References: Occupational Health & Safety Act & Regulations, Work Health & Safety Act & Regulations-</p>						
 INCORRECT OPERATION	HIGH 22	MEDIUM 15	1 Week	16-Feb-21		
<p>Risk Treatment Required: SOP</p> <p>Source or develop Safe Operation Procedures for this item of plant. Once available ensure that all operators are familiar with these and follow them at all times whilst this item of plant is in operation.</p> <p>References: Occupational Health & Safety Act & Regulations, Work Health & Safety Act & Regulations-</p>						
 INCORRECT OPERATION	HIGH 22	MEDIUM 15	1 Week	16-Feb-21		
<p>Risk Treatment Required: Operation Handbook</p> <p>The manufacturer's operation handbook is not available for this item of plant. A full assessment of the competence of operators must also be undertaken.</p> <p>This handbook must be sourced and made available to all operators and maintenance staff at all times as a requirement of current legislation. If Operation handbook cannot be sourced the operation manual must be developed by a competent person. All personnel who may operate this item of plant must read and be familiar with this handbook prior to operating.</p> <p>Legislation: State Health & Safety Legislation & Regulation</p> <p>References: Occupational Health & Safety Act & Regulations, Work Health & Safety Act & Regulations-</p>						
 ENTANGLEMENT	HIGH 21	MEDIUM 15	1 Week	16-Feb-21		
<p>Risk Treatment Required: Hopper Label</p> <p>Ensure all the operator access points to the hopper have a clear hazard warning label adjacent (outside hopper) stating "do not enter hopper while engine is running". Accordingly the operator must not enter the hopper while the engine is running. These labels must be present and fully functional and serviceable at all times.</p> <p>A secure procedure or interlock arrangement must be in place to ensure the machine cannot be started while someone is in the hopper.</p> <p>A secure procedure must contain the following as a minimum -</p> <ol style="list-style-type: none"> 1. Stop engine and remove key 2. Lock operator access door and place "do not operate" tag on handle 3. Place key in your pocket <p>Legislation: State Health & Safety Legislation & Regulation</p> <p>References: AS/NZS4024.1201, AS1319-</p>						






HAZARD(S)	Prelim. Risk Rating	Residual Risk Rating	Time Frame	Due Date	Date Rectified	Initial
OPERATION						
 FIRE	HIGH 21	MEDIUM 15	1 Week	16-Feb-21		
<p>Risk Treatment Required: Fire Extinguisher</p> <p>No fire extinguishers are installed on this item of plant. Fire extinguisher(s) to AS 1841 must be present and fully functional and serviceable at all times. They must be readily accessible to the operator. Regular inspections must also be carried out in accordance with the manufacturer's requirements and AS 1851</p> <p>Legislation: State Health & Safety Legislation & Regulation</p> <p>References:</p>						
 ENTANGLEMENT, PINCHING, SHEARING	HIGH 19	MEDIUM 13	1 Week	16-Feb-21		
<p>Risk Treatment Required: Guarding Label</p> <p>Ensure the belts, pulleys and gears are guarded. These guards must have a hazard warning label which states that the guard must not be opened unless the engine is not running and all moving parts behind have stopped. These guards and labels must be present and fully functional at all times whilst this item of plant is in operation.</p> <p>Legislation: State Health & Safety Legislation & Regulation</p> <p>References: AS/NZS4024.1201</p>						
 HEARING LOSS	HIGH 19	MEDIUM 14	1 Week	16-Feb-21		
<p>Risk Treatment Required: Hearing Protection Label - Operator</p> <p>Prior to operating this item of plant a sound pressure level test must be conducted at the operator work area. If SPL > 85 dB(A) then hazard warning labels re: wearing of hearing protection must be attached. Tools and small items of plant require as large a label as practicable, all other items of plant must have a 50mm label to the operator's console. Once attached these labels must be present, clear and legible at all times whilst this item of plant is in operation.</p> <p>Legislation: State Health & Safety Legislation & Regulation</p> <p>References: AS/NZS1269, AS3781-</p>						
DESIGN COMPLIANCE						
 ENTANGLEMENT	HIGH 22	MEDIUM 15	1 Week	16-Feb-21		
<p>Risk Treatment Required: Auger Flight Guard</p> <p>Ensure that this item of plant has a permanent sturdy guard fitted to the bottom of the auger flight prior to operation. Once fitted this guard must be present and fully functional and serviceable at all times whilst this item of plant is in operation.</p> <p>Legislation: State Health & Safety Legislation & Regulation</p> <p>References: AS/NZS4024.1201</p> <p>Assessor Comments: Auger access door must be locked closed and labelled while engine is running.</p>						
 CRUSHING	HIGH 22	LOW 2	1 Week	16-Feb-21		
<p>Risk Treatment Required: Tie Down</p> <p>This item of plant must be fitted with approved rated tie down points complete with approved rated tie down devices which are inspected and tagged at intervals not greater than 12 months. Ensure that an inspection regime is developed and implemented. These inspections must be documented. Inspect these devices as part of your daily pre-operational checklist.</p> <p>References: AS/NZS4380-</p>						
 INCORRECT OPERATION	HIGH 20	MEDIUM 14	1 Week	16-Feb-21		
<p>Risk Treatment Required: Intuitive Controls</p> <p>The controls fitted to this item of plant must be orientated so that the movement of the control is consistent with the action of the machine e.g. moving a control lever to the left results in the machine turning to the left.</p> <p>Once achieved this design feature must be maintained at all times whilst this item of plant is in operation.</p> <p>References: AS/NZS4024.1906</p>						


HAZARD(S)	Prelim. Risk Rating	Residual Risk Rating	Time Frame	Due Date	Date Rectified	Initial
DESIGN COMPLIANCE						
 INCORRECT OPERATION, SLIPPING	HIGH 17	LOW 6	1 Week	16-Feb-21		
<p>Risk Treatment Required: Control Levers/Pedals/Buttons</p> <p>Ensure all controls including all levers, buttons, pedals, switches etc. are non-slip and free from damage prior to operating this item of plant. These conditions must be maintained to this level at all times whilst operating this item of plant.</p> <p>Legislation: State Health & Safety Legislation & Regulation</p> <p>References: AS/NZS4024.1901</p>						
 FALLING, SLIPPING	MEDIUM 12	LOW 6	1 Month	11-Mar-21		
<p>Risk Treatment Required: Hopper Access</p> <p>Ensure the access and egress to the hopper is non slip, free from damage with three points of contact available at all times. Once achieved this must be maintained at all times whilst this item of plant is in operation.</p> <p>Legislation: State Health & Safety Legislation & Regulation</p> <p>References: AS1657</p> <p>Assessor Comments: Steps not non slip.</p>						
MAINTENANCE						
 INCORRECT OPERATION	HIGH 22	MEDIUM 15	1 Week	16-Feb-21		
<p>Risk Treatment Required: Maintenance Manual</p> <p>The manufacturer's maintenance manual(s) are not available for this item of plant</p> <p>These manuals must be sourced and made freely available to all persons carrying out maintenance activities as a requirement of current legislation. If these manuals cannot be sourced, the maintenance manual(s) must be developed by a competent person, and then made available to all relevant persons.</p> <p>Legislation: State Health & Safety Legislation & Regulation</p> <p>References: Occupational Health & Safety Act & Regulations, Work Health & Safety Act & Regulations-</p>						
 OPERATIONAL MALFUNCTION	HIGH 21	MEDIUM 15	1 Week	16-Feb-21		
<p>Risk Treatment Required: Service Records</p> <p>Service and maintenance records are not available for this item of plant.</p> <p>This risk assessment will form the basis of your records for this item of plant. Service and maintenance records must be developed and maintained as part of your plant safety management programme. This includes regular inspections re: the general condition of the item of plant including (but not limited to) tyre condition, oil levels and wear and tear on critical items such as brakes and steering, etc. All OEM prescribed, scheduled and non scheduled maintenance must also be documented as part of these records.</p> <p>Legislation: State Health & Safety Legislation & Regulation</p> <p>References: Occupational Health & Safety Act & Regulations, Work Health & Safety Act & Regulations-</p>						

SECTION 5 RISK TREATMENTS IN PLACE

This section of the report pertains to risk treatments currently in place on this item of plant. This section must be read in conjunction with the safety section of the manufacturers handbook. All operators must read and understand the entire contents of this section prior to operating this item of plant. These treatments or equivalent must remain in place at all times whilst this item of plant is in operation.

HAZARD(S)	Prelim. Risk Rating	Residual Risk Rating
OPERATION		
 BURNS, EXPLOSION, POISONING	HIGH 22	MEDIUM 15
<p>Risk Treatment In Place: Engine</p> <p>Review Safe Operation Procedures to ensure the existence of the following:</p>		

HAZARD(S)	Prelim. Risk Rating	Residual Risk Rating
OPERATION		
<p>FUEL COMBUSTION ENGINES SAFE OPERATION PROCEDURES</p> <ol style="list-style-type: none"> 1. Switch off the engine before refueling. 2. NEVER smoke in the vicinity of, and keep sources of sparks away from, any flammable liquid or fuel. 3. Let the engine cool down before refueling. 4. Fuels can contain substances similar to solvents. Eyes and skin should not come in contact with mineral oil products. Always wear protective gloves when refueling (not regular work gloves!). Frequently clean and change protective clothes. Do not breathe in fuel vapours. Inhalation of fuel vapours can be hazardous to your respiratory health. 5. Use extreme care when filling fuel tanks. 6. Exercise care not to spill fuel. If a spill over the engine occurs, clean and dry the engine immediately. Fuel should not come in contact with clothes. If your clothes have become contaminated with fuel, change out of them at once. Undertake refilling operations over a non porous surface such as concrete or preferably within a bunded area to avoid spilling fuel on the ground (environmental protection). 7. Do not refuel any fuel tank or container in a closed unventilated area. Without effective ventilation, fuel vapours will accumulate near the floor creating a risk of explosion and/or causing dizziness and possible unconsciousness in nearby persons. 8. Ensure to correctly fit and firmly tighten the screw cap of the fuel tank. 9. Before starting the engine, move to a location at least 3 metres from where you fuelled the engine. 10. Fuel cannot be stored for an unlimited period of time. Buy only as much as will be consumed in the short term. 11. When making up the fuel/oil mixture (2-stroke engines only), always put the oil in the mixing container first, and then the fuel. 12. Use only approved and appropriately marked containers for the transport and storage of fuel. 13. Keep children away from fuel, fuel storage and operating machinery! 14. Where possible, keep an appropriate fire extinguisher nearby during operations utilising flammable liquids. 15. Never operate an internal combustion engine inside your home, basement, garage or any other enclosed area. The engine needs a minimum of 1 to 2 metres of spacing on all sides (including the top). An engine needs an unlimited supply of fresh air for proper cooling during operation. 16. Properly locate the engine outdoors away from doors and windows. An open door or window will allow dangerous exhaust fumes to enter the building. Since combustion engines create carbon monoxide, which can be lethal, good ventilation is critical. Keep the engine dry and always operate it on a level surface. <p>References: Occupational Health & Safety Act & Regulations, Work Health & Safety Act & Regulations-</p>		
DESIGN COMPLIANCE		
 ENTANGLEMENT	HIGH 22	MEDIUM 15
<p>Risk Treatment In Place: Engine Guards</p> <p>The engine fan and alternator belts, pulleys and gears are guarded. These guards must be present and fully functional and serviceable at all times whilst this item of plant is in operation.</p> <p>References: AS/NZS4024.1601</p>		
 STRAINS	HIGH 19	LOW 5
<p>Risk Treatment In Place: Controls Ergonomics</p> <p>All controls including all levers, buttons, pedals, switches etc, are placed near the operator work position and are easy to reach and operate during the execution of the operator's normal duties. This applies for all persons within the 95th percentile of the normal population distribution.</p> <p>References: AS/NZS4024.1901</p>		
 BURNS	MEDIUM 9	LOW 5
<p>Risk Treatment In Place: Exhaust</p> <p>The engine exhaust on this item of plant is fitted with a guard to prevent injury to any person and control the risk of initiating a fire. It must be present and fully functional and serviceable at all times whilst this item of plant is in operation.</p> <p>References: AS/NZS4024.1201</p>		
 OPERATIONAL MALFUNCTION	HIGH 22	LOW 2
<p>Risk Treatment In Place: Plant Modification</p> <p>The plant is in original condition.</p> <p>References:</p>		
MAINTENANCE		
 CURRENT OR PREVIOUS STRUCTURAL DAMAGE	CRITICAL 25	MEDIUM 15
<p>Risk Treatment In Place: Structural Integrity</p> <p>Regular checks for structural damage must be undertaken. Look for cracks in frames/chassis (current or repaired), bends or damage to structural components, etc.</p> <p>References:</p>		

HAZARD(S)	Prelim. Risk Rating	Residual Risk Rating
MAINTENANCE		
 OPERATIONAL MALFUNCTION	HIGH 22	LOW 2
Risk Treatment In Place: Major Fluid Leaks This item of plant must remain free from leaks at all times whilst in operation (this includes engine, transmission, cooling system, air, fuel, drive line, wheel hubs, steering and hydraulics). Development of a major leak will require this item of plant to be stood-down until repaired. Minor leaks detected must be repaired within 1-14 days.		
References: ISO31000		

SECTION 6 IMAGES AND NOTES



TYPE	Grouper - Fixed	Report Number	OSS 20210209-1459
MAKE	Vennings	Date	9-Feb-2021
MODEL	Single Bin	Created By	Geoff Gleeson
SERIAL NUMBER	8T 685	Assessor	Geoff Gleeson
		Assist. Assessor(s)	
		Agent	Mannes Agencies
		Lot Number	70
		Location	Farm 4003
		Assessment Purpose	Sale
		State	NSW

PURCHASER ACKNOWLEDGEMENT

I the undersigned acknowledge that I have read and understand the risk management report described above. I also acknowledge that I have received a copy of this risk management report. I also acknowledge that I am authorised to sign on behalf of the purchaser.

Name _____
Company Name _____
Position _____
Signature _____
Date _____

The manufacturer's operational & maintenance handbooks have been supplied,
(circle one) YES NO (initial) _____

Please transfer this assessment to my Plant Assessor membership as a (circle one) HIRE / PLANT IN USE assessment.
My Plant Assessor username is _____

