

<b>TYPE</b>	ATV (Bikes)
<b>MAKE</b>	Honda
<b>MODEL</b>	FourTrax 420 4X4
<b>CHASSIS / VIN</b>	1HFTE35U9A4300888

<b>Report Number</b>	OSS 20210209-1612
<b>Date</b>	9-Feb-2021
<b>Created By</b>	Geoff Gleeson
<b>Assessor</b>	Geoff Gleeson
<b>Assist. Assessor(s)</b>	
<b>Agent</b>	Mannes Agencies
<b>Lot Number</b>	64
<b>Location</b>	10 Kingfisher Ave Coly
<b>Assessment Purpose</b>	Sale
<b>State</b>	NSW

## TABLE OF CONTENTS

### SECTION 1

#### IMPORTANT INFORMATION

Contains information outlining the scope and any limitations applicable to this Risk Management Report

### SECTION 2

#### MACHINE DETAILS

Contains standard machine specifications and details of any extras fitted

### SECTION 3

#### RISK ANALYSIS, RISK EVALUATION & RISK TREATMENT

Contains details of the technique used to calculate risk ratings, time frame and risk treatments. Please refer to this information when reviewing and interpreting the information in section 4 & 5

### SECTION 4

#### RISK TREATMENTS REQUIRED

Contains detailed information regarding the risk treatments to be implemented including hazard, risk rating, time frame, relevant standards & legislative references

### SECTION 5

#### RISK TREATMENTS IN PLACE

Contains detailed information regarding the risk treatments in place including hazard, risk rating, relevant standards & legislative references

### SECTION 6

#### IMAGES AND NOTES

Contains images & any relevant information entered by the assessor

## SECTION 1 IMPORTANT INFORMATION

This report generated by Plant Assessor™ © Online Safety Systems on Wednesday 10 Feb 2021 8:41 PM

This Risk Management Report has been prepared for -

(insert recipient name/company name)

This document has been prepared to cover the sale or transfer of this item of plant between the Company identified on the front cover and their named recipient. This report must not be used for any subsequent sale or transfer.

This document is provided to meet duty of care obligations as set out in relevant state and territory health and safety regulations for the supply of plant and the sale and transfer of plant.

The safety hazards associated with the operating and maintaining of this item of plant have been identified as far as practical by visual inspection. This item of plant is being sold in an "as-is" condition with known and unknown safety hazards. No physical testing has been conducted (eg. Wire rope tests, stress tests, structural/non-destructive tests, noise tests, vibration tests, brake tests, insulation tests etc.) unless stated otherwise in the notes.

This document is not intended to provide information on, nor warrant the mechanical, electrical or structural condition of this item of plant. Any information on standard features have been supplied through the manufacturer and should be used as a guide only until otherwise verified.

This item of plant should be further assessed, tested and inspected or dismantled as necessary to gauge any further hazards and /or risks relating to SPECIFIC WORKPLACE USE, which are currently unknown, in accordance with relevant standards, regulations and acts.

Under common law and relevant state and territory health and safety acts, regulations and codes of practice, there is a requirement for the plant owner, employer and operator to exercise a duty of care in the safe operation and maintenance of plant. Accordingly before this item of plant is supplied to, or used at any workplace it must be inspected to ensure it is in a fully operational, safe and serviceable condition and that operators and maintenance personnel are appropriately trained in the use & maintenance of this item of plant.

For further information regarding this report contact Online Safety Systems on 1300 72 88 52

## SECTION 2 MACHINE DETAILS

CAPACITIES	
Fuel Tank Capacity (Litres)	
Rack capacity front/rear (kg)	
DIMENSIONS/WEIGHTS	
Dry Weight (kg)	
Ground clearance (mm)	
Height (mm)	
Length (mm)	
Wheelbase (mm)	
Width (mm)	
ENGINE	
Engine No Cylinders/Cc	
Engine Number	
Engine Power kW/(Hp)	
TRANSMISSION	
Gears Fwd/Rev	
Transmission	

TYRES	
Standard Front Tyre Size	
Standard Rear Tyre Size	
WORK CAPABILITIES	
Towing Capacity - kg	
EXTRAS	
Drawbar	

## SECTION 3 RISK ANALYSIS / RISK EVALUATION






LIKELIHOOD		CONSEQUENCE				
		1. INSIGNIFICANT Dealt with by in house first aid	2. MINOR Treated by medical professionals, hospital out patients	3. MODERATE Significant non permanent injury overnight hospital stay	4. MAJOR Extensive permanent injury eg. Loss of fingers, extended hospital stay	5. CATASTROPHIC Death, permanent disabling injury eg. Loss of hand, quadriplegia
A. Almost certain to occur in most circumstances		MEDIUM 8	HIGH 16	HIGH 18	CRITICAL 23	CRITICAL 25
B. Likely to occur frequently		MEDIUM 7	MEDIUM 10	HIGH 17	HIGH 20	CRITICAL 24
C. Possibly and likely to occur at sometime		LOW 3	MEDIUM 9	MEDIUM 12	HIGH 19	HIGH 22
D. Unlikely to occur but could happen		LOW 2	LOW 5	MEDIUM 11	MEDIUM 14	HIGH 21
E. May occur but only in rare circumstances		LOW 1	LOW 4	LOW 6	MEDIUM 13	MEDIUM 15








RISK EVALUATION	CRITICAL	Act immediately to mitigate risk. Implement risk treatment(s) in accordance with the risk treatment table below.
	HIGH	Act immediately to mitigate risk. Implement risk treatment(s) in accordance with the risk treatment table below. If the appropriate risk treatments are not immediately accessible establish interim risk treatment strategies. Permanent risk treatments must be implemented within one week.
	MEDIUM	Take reasonable steps to mitigate and monitor the risk. Implement risk treatment(s) in accordance with the risk treatment table below. Permanent risk treatments must be implemented with one month.
	LOW	Take reasonable steps to mitigate and monitor the risk. Implement risk treatment(s) in accordance with the risk treatment table below. Permanent risk treatments must be implemented with three months.





RISK TREATMENT	Selecting the most appropriate risk treatment option involves balancing the costs and efforts of implementation against the benefits derived, with regard to legal, regulatory and other requirements. <small>(source AS/NZS ISO 31000:2009)</small>	
	Eliminate	Eliminate the risk source.
	Substitute	Provide an alternative that is capable of performing the same task which is safer.
	Engineering	Provide or construct a physical barrier or guard.
	Administration	Develop policies, procedures, practices and guidelines in consultation with employees to mitigate the risk. Provide training, instruction and supervision about the risk source.
	Personal protective	Provide personal protective equipment to protect the individual from the risk source.

## SECTION 4 RISK TREATMENTS REQUIRED

This section of the report pertains to hazards created by use of this item of plant which currently do not have risk treatments in place. The risk treatments recommended in this section have been developed based on relevant Australian Standards, health & safety legislation, the hierarchy of risk treatment in accordance with the guidelines set forth in AS/NZS ISO 31000 – Risk Management and various other sources. The recommended risk treatment measures must be developed, implemented and validated as effective prior to the operation, maintenance or testing of this item of plant. Treatments applied must be dated and initialled adjacent the recommendations. All operators must read and understand the entire contents of this section prior to operating this item of plant.


HAZARD(S)	Prelim. Risk Rating	Residual Risk Rating	Time Frame	Due Date	Date Rectified	Initial
<b>DELIVERY</b>						
 <b>CRUSHING</b>	HIGH 22	MEDIUM 15	1 Week	16-Feb-21		
<p><b>Risk Treatment Required: SWMS Loading/Unloading</b></p> <p>Source or develop guidelines for loading and unloading this machine to and from a flat top truck or trailer, low loader or tilt tray.</p> <p>Once developed, ensure that all operators follow approved SWMS/SOP when loading and unloading this machine to and from a flat top truck or trailer, low loader or tilt tray.</p> <p><b>References:</b> Occupational Health &amp; Safety Act &amp; Regulations, Work Health &amp; Safety Act &amp; Regulations-</p>						
 <b>CRUSHING</b>	HIGH 22	MEDIUM 15	1 Week	16-Feb-21		
<p><b>Risk Treatment Required: SWMS Load Restraint</b></p> <p>Source or develop transport restraining guidelines for this machine.</p> <p>Once developed, ensure that all operators follow the approved SWMS/SOP when restraining this machine for transport.</p> <p><b>References:</b> Occupational Health &amp; Safety Act &amp; Regulations, Work Health &amp; Safety Act &amp; Regulations-</p>						
<b>OPERATION</b>						
 <b>CRUSHING</b>	CRITICAL 24	MEDIUM 15	Immediate	09-Feb-21		
<p><b>Risk Treatment Required: ATV Bike Helmet</b></p> <p>Ensure a protective helmet is available which is compliant with AS1698 and free from damage. Once available this helmet must be worn at all times whilst this machine is in operation.</p> <p><b>References:</b> ISO31000</p>						
 <b>INCORRECT OPERATION</b>	CRITICAL 24	MEDIUM 15	Immediate	09-Feb-21		
<p><b>Risk Treatment Required: Operator Competency</b></p> <p>Only persons who are qualified, trained and experienced and/or hold the relevant certification/license can operate this item of plant. If there is not a competent/licensed person available for operation of this item of plant then only persons who are supervised by a competent/licensed person can operate this item of plant.</p> <p>Legislation: State Health &amp; Safety Legislation &amp; Regulation</p> <p><b>References:</b> Occupational Health &amp; Safety Act &amp; Regulations, Work Health &amp; Safety Act &amp; Regulations-</p>						
 <b>INCORRECT OPERATION, OPERATIONAL MALFUNCTION</b>	HIGH 22	MEDIUM 15	1 Week	16-Feb-21		
<p><b>Risk Treatment Required: Drawbar Capacity Label</b></p> <p>Ensure that the rear of this item of plant has a hazard warning label adjacent the drawbar/tow hitch re: maximum towing capacity, crushing, keep clear. Once installed it must be present and fully functional and serviceable at all times.</p> <p>Legislation: State Health &amp; Safety Legislation &amp; Regulation</p> <p><b>References:</b> ISO31000</p> <p><b>Assessor Comments:</b> Label damaged.</p>						

HAZARD(S)	Prelim. Risk Rating	Residual Risk Rating	Time Frame	Due Date	Date Rectified	Initial
<b>OPERATION</b>						
 <b>BURNS, EXPLOSION, POISONING</b>	HIGH 22	MEDIUM 15	1 Week	16-Feb-21		
<p><b>Risk Treatment Required: Tank ID Label</b></p> <p>Ensure the tank(s) on this item of plant have clear, legible label(s) identifying their contents, and if appropriate any necessary controls re: the contents. Once attached these must be present, clear and legible at all times. (this includes radiator, hydraulic and petrol/diesel tanks)</p> <p>Legislation: State Health &amp; Safety Legislation &amp; Regulation</p> <p><b>References:</b> Occupational Health &amp; Safety Act &amp; Regulations, Work Health &amp; Safety Act &amp; Regulations-</p>						
 <b>INCORRECT OPERATION</b>	HIGH 22	MEDIUM 15	1 Week	16-Feb-21		
<p><b>Risk Treatment Required: Pre-op Checklist ATV (Bikes)</b></p> <p>Source or develop pre-operational checklist for this ATV (Bikes). (Pre-op checklist is available via the Custom Reports section of Plant Assessor)</p> <p><b>References:</b> Occupational Health &amp; Safety Act &amp; Regulations, Work Health &amp; Safety Act &amp; Regulations-</p>						
 <b>INCORRECT OPERATION</b>	HIGH 22	MEDIUM 15	1 Week	16-Feb-21		
<p><b>Risk Treatment Required: SOP ATV (Bikes)</b></p> <p>Source or develop Safe Operation Procedures for this ATV (Bikes). (Safe Operation Procedures are available via the Custom Reports section of Plant Assessor)</p> <p><b>References:</b> Occupational Health &amp; Safety Act &amp; Regulations, Work Health &amp; Safety Act &amp; Regulations-</p>						
 <b>INCORRECT OPERATION</b>	HIGH 22	MEDIUM 15	1 Week	16-Feb-21		
<p><b>Risk Treatment Required: Operation Handbook</b></p> <p>The manufacturer's operation handbook is not available for this item of plant. A full assessment of the competence of operators must also be undertaken.</p> <p>This handbook must be sourced and made available to all operators and maintenance staff at all times as a requirement of current legislation. If Operation handbook cannot be sourced the operation manual must be developed by a competent person. All personnel who may operate this item of plant must read and be familiar with this handbook prior to operating.</p> <p>Legislation: State Health &amp; Safety Legislation &amp; Regulation</p> <p><b>References:</b> Occupational Health &amp; Safety Act &amp; Regulations, Work Health &amp; Safety Act &amp; Regulations-</p>						
 <b>FIRE</b>	HIGH 21	MEDIUM 15	1 Week	16-Feb-21		
<p><b>Risk Treatment Required: Fire Extinguisher</b></p> <p>No fire extinguishers are installed on this item of plant. Fire extinguisher(s) to AS 1841 must be present and fully functional and serviceable at all times. They must be readily accessible to the operator. Regular inspections must also be carried out in accordance with the manufacturer's requirements and AS 1851</p> <p>Legislation: State Health &amp; Safety Legislation &amp; Regulation</p> <p><b>References:</b></p>						
<b>DESIGN COMPLIANCE</b>						
 <b>CRUSHING</b>	HIGH 22	HIGH 21	1 Week	16-Feb-21		
<p><b>Risk Treatment Required: Roll Over Protective Structure</b></p> <p>Ensure that this item of plant is fitted with roll over protective structure (ROPS) designed to protect the operator in the event of a roll over prior to use. Once fitted it must not be modified without the consent of the manufacturer. Once fitted it must be present and free from damage at all times whilst this item of plant is in operation.</p> <p><b>References:</b> ISO31000</p>						
 <b>INSTABILITY, TIP OVER</b>	HIGH 22	MEDIUM 15	1 Week	16-Feb-21		
<p><b>Risk Treatment Required: Manufacturer's Rollover Information</b></p> <p>Ensure the manufacturer's operation handbook for this ATV contains information on the risk of rollover. This manufacturer's operation handbook must remain available to the operator at all times whilst this item of plant is in operation.</p> <p><b>References:</b> Australian Consumer Goods (Quad Bike) Safety Stand</p>						






HAZARD(S)	Prelim. Risk Rating	Residual Risk Rating	Time Frame	Due Date	Date Rectified	Initial
<b>DESIGN COMPLIANCE</b>						
 <b>INSTABILITY, TIP OVER</b>	HIGH 22	HIGH 21	1 Week	16-Feb-21		
<b>Risk Treatment Required: Rollover Warning Label - ATV</b> Ensure this ATV is fitted with a clear & legible hazard warning label that warns the operator of the risk of rollover. Once fitted this hazard warning label must remain clear and legible at all times while operating this item of plant.						
<b>References:</b> Australian Consumer Goods (Quad Bike) Safety Stand						
 <b>INSTABILITY, TIP OVER</b>	HIGH 22	HIGH 21	1 Week	16-Feb-21		
<b>Risk Treatment Required: Stability Test Result Label</b> Ensure this ATV is fitted with an information label that clearly displays the stability test result and the angle at which the ATV will tip onto two wheels. Once fitted this label must be clear and legible at all times whilst this ATV is in use.						
<b>References:</b> Australian Consumer Goods (Quad Bike) Safety Stand						
<b>MAINTENANCE</b>						
 <b>INCORRECT OPERATION</b>	HIGH 22	MEDIUM 15	1 Week	16-Feb-21		
<b>Risk Treatment Required: Maintenance Manual</b> The manufacturer's maintenance manual(s) are not available for this item of plant  These manuals must be sourced and made freely available to all persons carrying out maintenance activities as a requirement of current legislation. If these manuals cannot be sourced, the maintenance manual(s) must be developed by a competent person, and then made available to all relevant persons.						
Legislation: State Health & Safety Legislation & Regulation						
<b>References:</b> Occupational Health & Safety Act & Regulations, Work Health & Safety Act & Regulations-						
 <b>OPERATIONAL MALFUNCTION</b>	HIGH 21	MEDIUM 15	1 Week	16-Feb-21		
<b>Risk Treatment Required: Service Records</b> Service and maintenance records are not available for this item of plant.  This risk assessment will form the basis of your records for this item of plant. Service and maintenance records must be developed and maintained as part of your plant safety management programme. This includes regular inspections re: the general condition of the item of plant including (but not limited to) tyre condition, oil levels and wear and tear on critical items such as brakes and steering, etc. All OEM prescribed, scheduled and non scheduled maintenance must also be documented as part of these records.						
Legislation: State Health & Safety Legislation & Regulation						
<b>References:</b> Occupational Health & Safety Act & Regulations, Work Health & Safety Act & Regulations-						

## SECTION 5 RISK TREATMENTS IN PLACE





This section of the report pertains to risk treatments currently in place on this item of plant. This section must be read in conjunction with the safety section of the manufacturers handbook. All operators must read and understand the entire contents of this section prior to operating this item of plant. These treatments or equivalent must remain in place at all times whilst this item of plant is in operation.









HAZARD(S)	Prelim. Risk Rating	Residual Risk Rating
<b>OPERATION</b>		
 <b>POOR SIGNAGE</b>	HIGH 22	HIGH 21
<b>Risk Treatment In Place: Rated Capacity (SWL) Label</b> This item of plant has a rated capacity (SWL) label. This capacity must not be exceeded at any time during operation. This label must be clear and legible at all times whilst this item of plant is in operation.		
<b>References:</b> ISO31000		



HAZARD(S)	Prelim. Risk Rating	Residual Risk Rating
<b>OPERATION</b>		
 <b>INCORRECT OPERATION</b>	HIGH 22	MEDIUM 15
<p><b>Risk Treatment In Place: Control Labels</b></p> <p>All controls including all levers, buttons, pedals, switches etc. are clearly labelled as to their purpose and method of operation. These labels must be maintained in a clean and serviceable condition at all times.</p> <p><b>References:</b> AS/NZS4024.1905</p>		
 <b>CRUSHING, FALLING</b>	HIGH 22	MEDIUM 15
<p><b>Risk Treatment In Place: Passenger Seat Label</b></p> <p>This item of plant is fitted with a clear hazard warning label re: Operator only, No passengers. Passengers must not be carried at anytime. This label must be clear and legible at all times whilst this item of plant is in operation.</p> <p>Legislation: State Health &amp; Safety Legislation &amp; Regulation</p> <p><b>References:</b> AS1319-</p>		
 <b>BURNS, EXPLOSION, POISONING</b>	HIGH 22	MEDIUM 15
<p><b>Risk Treatment In Place: Engine</b></p> <p>Review Safe Operation Procedures to ensure the existence of the following:</p> <p>FUEL COMBUSTION ENGINES SAFE OPERATION PROCEDURES</p> <ol style="list-style-type: none"> <li>1. Switch off the engine before refueling.</li> <li>2. NEVER smoke in the vicinity of, and keep sources of sparks away from, any flammable liquid or fuel.</li> <li>3. Let the engine cool down before refueling.</li> <li>4. Fuels can contain substances similar to solvents. Eyes and skin should not come in contact with mineral oil products. Always wear protective gloves when refueling (not regular work gloves!). Frequently clean and change protective clothes. Do not breathe in fuel vapours. Inhalation of fuel vapours can be hazardous to your respiratory health.</li> <li>5. Use extreme care when filling fuel tanks.</li> <li>6. Exercise care not to spill fuel. If a spill over the engine occurs, clean and dry the engine immediately. Fuel should not come in contact with clothes. If your clothes have become contaminated with fuel, change out of them at once. Undertake refilling operations over a non porous surface such as concrete or preferably within a banded area to avoid spilling fuel on the ground (environmental protection).</li> <li>7. Do not refuel any fuel tank or container in a closed unventilated area. Without effective ventilation, fuel vapours will accumulate near the floor creating a risk of explosion and/or causing dizziness and possible unconsciousness in nearby persons.</li> <li>8. Ensure to correctly fit and firmly tighten the screw cap of the fuel tank.</li> <li>9. Before starting the engine, move to a location at least 3 metres from where you fuelled the engine.</li> <li>10. Fuel cannot be stored for an unlimited period of time. Buy only as much as will be consumed in the short term.</li> <li>11. When making up the fuel/oil mixture (2-stroke engines only), always put the oil in the mixing container first, and then the fuel.</li> <li>12. Use only approved and appropriately marked containers for the transport and storage of fuel.</li> <li>13. Keep children away from fuel, fuel storage and operating machinery!</li> <li>14. Where possible, keep an appropriate fire extinguisher nearby during operations utilising flammable liquids.</li> <li>15. Never operate an internal combustion engine inside your home, basement, garage or any other enclosed area. The engine needs a minimum of 1 to 2 metres of spacing on all sides (including the top). An engine needs an unlimited supply of fresh air for proper cooling during operation.</li> <li>16. Properly locate the engine outdoors away from doors and windows. An open door or window will allow dangerous exhaust fumes to enter the building. Since combustion engines create carbon monoxide, which can be lethal, good ventilation is critical. Keep the engine dry and always operate it on a level surface.</li> </ol> <p><b>References:</b> Occupational Health &amp; Safety Act &amp; Regulations, Work Health &amp; Safety Act &amp; Regulations-</p>		
 <b>COLLISION, CRUSHING</b>	MEDIUM 12	LOW 6
<p><b>Risk Treatment In Place: Warning Device (horn)</b></p> <p>This item of plant is fitted with a fully functional audible warning device such as a horn. This must be easily accessed by the operator, and easily identifiable by nearby pedestrians.</p> <p>All operators should ensure the warning devices are functional at the start of each shift, by completing pre-start checklists. Warning devices should operate automatically where appropriate (eg reversing)</p> <p><b>References:</b> ISO7731</p>		
<b>DESIGN COMPLIANCE</b>		
 <b>COLLISION, CRUSHING, ENTANGLEMENT, STRIKING</b>	HIGH 22	MEDIUM 15
<p><b>Risk Treatment In Place: Neutral Start</b></p> <p>This item of plant has neutral start control in place. It must be fully functional and serviceable at all times whilst this item of plant is in operation.</p> <p><b>References:</b> AS4024.1603</p>		



HAZARD(S)	Prelim. Risk Rating	Residual Risk Rating
<b>DESIGN COMPLIANCE</b>		
 <b>COLLISION, CRUSHING</b>	CRITICAL 24	MEDIUM 15
<p><b>Risk Treatment In Place: Park Brake</b></p> <p>This item of plant is fitted with a fully functional park (hand) brake which meets the following requirements –</p> <ol style="list-style-type: none"> <li>1. Is separate to the service brakes</li> <li>2. Has a device which maintains the brake in the on position until intentionally disengaged &amp;</li> <li>3. Requires at least two separate and distinct movements to disengage the park brake.</li> </ol> <p>The park brake must be regularly inspected and tested. These inspections and tests must be documented as part of your plant safety programme.</p> <p><b>References:</b> ISO31000</p>		
 <b>COLLISION, POOR VISIBILITY</b>	HIGH 22	MEDIUM 15
<p><b>Risk Treatment In Place: Machine Lights</b></p> <p>This item of plant is fitted with self contained lighting. All of these lights must be fully functional and serviceable whilst this item of plant is in operation in areas of reduced light. If any of these lights stop working the operation must cease immediately and the faulty light be repaired before operation can continue in the areas of reduced light.</p> <p><b>References:</b> AS/NZS2153</p>		
 <b>INCORRECT OPERATION</b>	HIGH 20	MEDIUM 14
<p><b>Risk Treatment In Place: Intuitive Controls</b></p> <p>The controls fitted to this item of plant are orientated so that the movement of the control is consistent with the action of the machine e.g. moving a control lever to the left results in the machine turning to the left. This design feature must be maintained at all times whilst this item of plant is in operation.</p> <p><b>References:</b> AS/NZS4024.1906</p>		
 <b>INCORRECT OPERATION, OPERATIONAL MALFUNCTION</b>	MEDIUM 14	MEDIUM 13
<p><b>Risk Treatment In Place: Restricted Access Switches</b></p> <p>This item of plant is fitted with a device to restrict operators. A code/key must only be given to those that have appropriate experience or training.</p> <p><b>References:</b> AS/NZS4024.1201</p>		
 <b>INCORRECT OPERATION, SLIPPING</b>	HIGH 17	LOW 6
<p><b>Risk Treatment In Place: Control Levers/Pedals/Buttons</b></p> <p>All controls including all levers, buttons, pedals, switches etc. must be kept non-slip and free from damage at all times.</p> <p><b>References:</b> AS/NZS4024.1901</p>		
 <b>BURNS, ELECTRIC SHOCK</b>	MEDIUM 12	LOW 6
<p><b>Risk Treatment In Place: Battery Cover</b></p> <p>All batteries fitted to this item of plant are constrained to prevent displacement &amp; fitted with a permanent sturdy cover which allows for ventilation. The constraint and cover must be present and fully functional and serviceable at all times whilst this item of plant is in operation.</p> <p><b>References:</b> AS/NZS4024.1201</p>		
 <b>STRAINS</b>	HIGH 19	LOW 5
<p><b>Risk Treatment In Place: Controls Ergonomics</b></p> <p>All controls including all levers, buttons, pedals, switches etc, are placed near the operator work position and are easy to reach and operate during the execution of the operator's normal duties. This applies for all persons within the 95th percentile of the normal population distribution.</p> <p><b>References:</b> AS/NZS4024.1901</p>		
 <b>BURNS</b>	MEDIUM 9	LOW 5
<p><b>Risk Treatment In Place: Exhaust</b></p> <p>The engine exhaust on this item of plant is fitted with a guard to prevent injury to any person and control the risk of initiating a fire. It must be present and fully functional and serviceable at all times whilst this item of plant is in operation.</p> <p><b>References:</b> AS/NZS4024.1201</p>		

HAZARD(S)	Prelim. Risk Rating	Residual Risk Rating
<b>DESIGN COMPLIANCE</b>		
 <b>INCORRECT OPERATION, SLIPPING</b>	MEDIUM 9	LOW 4
<b>Risk Treatment In Place: Operator Floor</b> All work area floors are non-slip and free from damage & debris. Floor area must remain non-slip and free from damage & debris, including rubbish, tools and other items, at all times whilst this item of plant is in use. <b>References:</b> AS/NZS2153, AS/NZS4024.1201		
 <b>OPERATIONAL MALFUNCTION</b>	HIGH 22	LOW 2
<b>Risk Treatment In Place: Plant Modification</b> The plant is in original condition. <b>References:</b>		
 <b>STRAINS</b>	MEDIUM 9	LOW 1
<b>Risk Treatment In Place: Operator Seat</b> The operator seat fitted to this item of plant must remain free from damage and tears, and be permanently and securely fitted at all times. <b>References:</b> AS/NZS2153, AS/NZS4024.1401		
 <b>INCORRECT OPERATION, INSTABILITY</b>	CRITICAL 24	LOW 1
<b>Risk Treatment In Place: Drawbar</b> The drawbar/tow hitch on this item of plant is below the centre line of the drive diff/axle. This must not be modified so that it is above the centre line of the drive diff/axle. No load must be towed from any point above the centre line of the drive diff/axle. This includes the 3rd arm and 3PL lifting arms. <b>References:</b> AS/NZS2153		
<b>MAINTENANCE</b>		
 <b>COLLISION, INSTABILITY</b>	HIGH 22	MEDIUM 15
<b>Risk Treatment In Place: Tyres</b> The tyres and wheel components must be inspected as part of a "pre start" checklist. These inspections must be documented as part of your plant safety programme. <b>References:</b> ISO31000		
 <b>COLLISION, CRUSHING</b>	CRITICAL 25	MEDIUM 15
<b>Risk Treatment In Place: Brakes</b> The brakes fitted to this item of plant must be fully functional at all times whilst this item of plant is in operation. The brakes must be regularly inspected and tested. These inspections and tests must be documented as part of your plant safety programme. <b>References:</b> AS/NZS2153		
 <b>CURRENT OR PREVIOUS STRUCTURAL DAMAGE</b>	CRITICAL 25	MEDIUM 15
<b>Risk Treatment In Place: Structural Integrity</b> Regular checks for structural damage must be undertaken. Look for cracks in frames/chassis (current or repaired), bends or damage to structural components, etc. <b>References:</b>		
 <b>OPERATIONAL MALFUNCTION</b>	HIGH 22	LOW 2
<b>Risk Treatment In Place: Major Fluid Leaks</b> This item of plant must remain free from leaks at all times whilst in operation (this includes engine, transmission, cooling system, air, fuel, drive line, wheel hubs, steering and hydraulics). Development of a major leak will require this item of plant to be stood-down until repaired. Minor leaks detected must be repaired within 1-14 days. <b>References:</b> ISO31000		

## SECTION 6 IMAGES AND NOTES



<b>TYPE</b>	ATV (Bikes)	<b>Report Number</b>	OSS 20210209-1612
<b>MAKE</b>	Honda	<b>Date</b>	9-Feb-2021
<b>MODEL</b>	FourTrax 420 4X4	<b>Created By</b>	Geoff Gleeson
<b>CHASSIS / VIN</b>	1HFTE35U9A4300888	<b>Assessor</b>	Geoff Gleeson
		<b>Assist. Assessor(s)</b>	
		<b>Agent</b>	Mannes Agencies
		<b>Lot Number</b>	64
		<b>Location</b>	10 Kingfisher Ave Coly
		<b>Assessment Purpose</b>	Sale
		<b>State</b>	NSW

## PURCHASER ACKNOWLEDGEMENT

I the undersigned acknowledge that I have read and understand the risk management report described above. I also acknowledge that I have received a copy of this risk management report. I also acknowledge that I am authorised to sign on behalf of the purchaser.

Name \_\_\_\_\_  
Company Name \_\_\_\_\_  
Position \_\_\_\_\_  
Signature \_\_\_\_\_  
Date \_\_\_\_\_

The manufacturer's operational & maintenance handbooks have been supplied,  
(circle one) YES NO (initial) \_\_\_\_\_

Please transfer this assessment to my Plant Assessor membership as a (circle one) HIRE / PLANT IN USE assessment.  
My Plant Assessor username is \_\_\_\_\_

