

TYPE	Land Carry Grader
MAKE	Farmor
MODEL	18'
SERIAL NUMBER	LF1204

Report Number	OSS 20210210-1111
Date	10-Feb-2021
Created By	Geoff Gleeson
Assessor	Geoff Gleeson
Assist. Assessor(s)	
Agent	Mannes Agencies
Lot Number	26
Location	Farm 47
Assessment Purpose	Sale
State	NSW

TABLE OF CONTENTS

SECTION 1	IMPORTANT INFORMATION Contains information outlining the scope and any limitations applicable to this Risk Management Report
SECTION 2	MACHINE DETAILS Contains standard machine specifications and details of any extras fitted
SECTION 3	RISK ANALYSIS, RISK EVALUATION & RISK TREATMENT Contains details of the technique used to calculate risk ratings, time frame and risk treatments. Please refer to this information when reviewing and interpreting the information in section 4 & 5
SECTION 4	RISK TREATMENTS REQUIRED Contains detailed information regarding the risk treatments to be implemented including hazard, risk rating, time frame, relevant standards & legislative references
SECTION 5	RISK TREATMENTS IN PLACE Contains detailed information regarding the risk treatments in place including hazard, risk rating, relevant standards & legislative references
SECTION 6	IMAGES AND NOTES Contains images & any relevant information entered by the assessor

SECTION 1 IMPORTANT INFORMATION

This report generated by Plant Assessor™ © Online Safety Systems on Wednesday 10 Feb 2021 8:38 PM

This Risk Management Report has been prepared for -

(insert recipient name/company name)

This document has been prepared to cover the sale or transfer of this item of plant between the Company identified on the front cover and their named recipient. This report must not be used for any subsequent sale or transfer.

This document is provided to meet duty of care obligations as set out in relevant state and territory health and safety regulations for the supply of plant and the sale and transfer of plant.

The safety hazards associated with the operating and maintaining of this item of plant have been identified as far as practical by visual inspection. This item of plant is being sold in an "as-is" condition with known and unknown safety hazards. No physical testing has been conducted (eg. Wire rope tests, stress tests, structural/non-destructive tests, noise tests, vibration tests, brake tests, insulation tests etc.) unless stated otherwise in the notes.

This document is not intended to provide information on, nor warrant the mechanical, electrical or structural condition of this item of plant. Any information on standard features have been supplied through the manufacturer and should be used as a guide only until otherwise verified.

This item of plant should be further assessed, tested and inspected or dismantled as necessary to gauge any further hazards and /or risks relating to SPECIFIC WORKPLACE USE, which are currently unknown, in accordance with relevant standards, regulations and acts.

Under common law and relevant state and territory health and safety acts, regulations and codes of practice, there is a requirement for the plant owner, employer and operator to exercise a duty of care in the safe operation and maintenance of plant. Accordingly before this item of plant is supplied to, or used at any workplace it must be inspected to ensure it is in a fully operational, safe and serviceable condition and that operators and maintenance personnel are appropriately trained in the use & maintenance of this item of plant.

For further information regarding this report contact Online Safety Systems on 1300 72 88 52

SECTION 2 MACHINE DETAILS

CAPACITIES	
Capacity	
DIMENSIONS/WEIGHTS	
Height	
Length	
Max Operating Weight (kg)	
Width	
GENERAL	
Min Tractor Power (kw/hp)	
LINKAGE	
Linkage	
OPERATING SYSTEMS	
Cab Monitor System	
TYRES	
Number of Tyres	
Tyres	

**MACHINE
DETAILS**

Make Farmor
Model 18'
Type Land Carry Grader

Serial Number
Assessed By
Date

LF1204
Geoff Gleeson
10-Feb-2021

SECTION 3 RISK ANALYSIS / RISK EVALUATION



LIKELIHOOD		CONSEQUENCE				
		1. INSIGNIFICANT Dealt with by in house first aid	2. MINOR Treated by medical professionals, hospital out patients	3. MODERATE Significant non permanent injury overnight hospital stay	4. MAJOR Extensive permanent injury eg. Loss of fingers, extended hospital stay	5. CATASTROPHIC Death, permanent disabling injury eg. Loss of hand, quadriplegia
A. Almost certain to occur in most circumstances		MEDIUM 8	HIGH 16	HIGH 18	CRITICAL 23	CRITICAL 25
B. Likely to occur frequently		MEDIUM 7	MEDIUM 10	HIGH 17	HIGH 20	CRITICAL 24
C. Possibly and likely to occur at sometime		LOW 3	MEDIUM 9	MEDIUM 12	HIGH 19	HIGH 22
D. Unlikely to occur but could happen		LOW 2	LOW 5	MEDIUM 11	MEDIUM 14	HIGH 21
E. May occur but only in rare circumstances		LOW 1	LOW 4	LOW 6	MEDIUM 13	MEDIUM 15







RISK EVALUATION	CRITICAL	Act immediately to mitigate risk. Implement risk treatment(s) in accordance with the risk treatment table below.
	HIGH	Act immediately to mitigate risk. Implement risk treatment(s) in accordance with the risk treatment table below. If the appropriate risk treatments are not immediately accessible establish interim risk treatment strategies. Permanent risk treatments must be implemented within one week.
	MEDIUM	Take reasonable steps to mitigate and monitor the risk. Implement risk treatment(s) in accordance with the risk treatment table below. Permanent risk treatments must be implemented with one month.
	LOW	Take reasonable steps to mitigate and monitor the risk. Implement risk treatment(s) in accordance with the risk treatment table below. Permanent risk treatments must be implemented with three months.






RISK TREATMENT	Selecting the most appropriate risk treatment option involves balancing the costs and efforts of implementation against the benefits derived, with regard to legal, regulatory and other requirements. <small>(source AS/NZS ISO 31000:2009)</small>	
	Eliminate	Eliminate the risk source.
	Substitute	Provide an alternative that is capable of performing the same task which is safer.
	Engineering	Provide or construct a physical barrier or guard.
	Administration	Develop policies, procedures, practices and guidelines in consultation with employees to mitigate the risk. Provide training, instruction and supervision about the risk source.
	Personal protective	Provide personal protective equipment to protect the individual from the risk source.

SECTION 4 RISK TREATMENTS REQUIRED

This section of the report pertains to hazards created by use of this item of plant which currently do not have risk treatments in place. The risk treatments recommended in this section have been developed based on relevant Australian Standards, health & safety legislation, the hierarchy of risk treatment in accordance with the guidelines set forth in AS/NZS ISO 31000 – Risk Management and various other sources. The recommended risk treatment measures must be developed, implemented and validated as effective prior to the operation, maintenance or testing of this item of plant. Treatments applied must be dated and initialled adjacent the recommendations. All operators must read and understand the entire contents of this section prior to operating this item of plant.

HAZARD(S)	Prelim. Risk Rating	Residual Risk Rating	Time Frame	Due Date	Date Rectified	Initial
COMMISSIONING						
 INCORRECT OPERATION	HIGH 22	MEDIUM 15	1 Week	17-Feb-21		
<p>Risk Treatment Required: Pre-start checklist</p> <p>An operational "Pre start" checklist must be obtained for this item of plant. If an OEM "Pre Start" Checklist is not available then one must be developed by a person competent in writing health and safety procedures. Once obtained the "Pre start" checklist must be completed before each operation. If any faults are detected, they must be rectified prior to commencement of operation. These inspections must be documented as part of your plant safety management programme.</p> <p>Legislation: State Health & Safety Legislation & Regulation</p> <p>References: Occupational Health & Safety Act & Regulations, Work Health & Safety Act & Regulations-</p>						
OPERATION						
 INCORRECT OPERATION	CRITICAL 24	MEDIUM 15	Immediate	10-Feb-21		
<p>Risk Treatment Required: Operator Competency</p> <p>Only persons who are qualified, trained and experienced and/or hold the relevant certification/license can operate this item of plant. If there is not a competent/licensed person available for operation of this item of plant then only persons who are supervised by a competent/licensed person can operate this item of plant.</p> <p>Legislation: State Health & Safety Legislation & Regulation</p> <p>References: Occupational Health & Safety Act & Regulations, Work Health & Safety Act & Regulations-</p>						
 INCORRECT OPERATION	HIGH 22	MEDIUM 15	1 Week	17-Feb-21		
<p>Risk Treatment Required: Control Labels</p> <p>Ensure all controls including all levers, buttons, pedals, switches etc. are clearly labelled as to their purpose and method of operation prior to operating this item of plant. Once achieved these labels must be maintained in a clean condition at all times.</p> <p>Legislation: State Health & Safety Legislation & Regulation</p> <p>References: AS/NZS4024.1905</p>						
 CRUSHING	HIGH 22	MEDIUM 15	1 Week	17-Feb-21		
<p>Risk Treatment Required: Transport Procedures - Not SP</p> <p>Review Safe Operation Procedures for transporting this item of plant to ensure they include the following as a minimum:</p> <p>When transporting this item of plant by road, rail or sea -</p> <ol style="list-style-type: none"> 1. Position wheel chocks at the front and rear of each tyre 2. Tether the item of plant with load rated chain using approved tie down points (if fitted) or at each corner over or through the axle and tighten with an approved tightening device. <p>The load rating of the chain must be at least equal to the operating weight of the item of plant to be tethered.</p> <p>Loader booms, front weight carriers, drawbars etc are not acceptable tie down points.</p> <p>A load restraint guide is available from the Nation Transport Commission web site at www.ntc.gov.au</p> <p>Oversize items must be transported in accordance with the appropriate regulatory authorities requirements.</p> <p>References: Occupational Health & Safety Act & Regulations, Work Health & Safety Act & Regulations-</p>						







HAZARD(S)	Prelim. Risk Rating	Residual Risk Rating	Time Frame	Due Date	Date Rectified	Initial
OPERATION						
 INCORRECT OPERATION	HIGH 22	MEDIUM 15	1 Week	17-Feb-21		
<p>Risk Treatment Required: SOP</p> <p>Source or develop Safe Operation Procedures for this item of plant. Once available ensure that all operators are familiar with these and follow them at all times whilst this item of plant is in operation.</p> <p>References: Occupational Health & Safety Act & Regulations, Work Health & Safety Act & Regulations-</p>						
 INCORRECT OPERATION	HIGH 22	MEDIUM 15	1 Week	17-Feb-21		
<p>Risk Treatment Required: Operation Handbook</p> <p>The manufacturer's operation handbook is not available for this item of plant. A full assessment of the competence of operators must also be undertaken.</p> <p>This handbook must be sourced and made available to all operators and maintenance staff at all times as a requirement of current legislation. If Operation handbook cannot be sourced the operation manual must be developed by a competent person. All personnel who may operate this item of plant must read and be familiar with this handbook prior to operating.</p> <p>Legislation: State Health & Safety Legislation & Regulation</p> <p>References: Occupational Health & Safety Act & Regulations, Work Health & Safety Act & Regulations-</p>						
 FIRE	HIGH 21	MEDIUM 15	1 Week	17-Feb-21		
<p>Risk Treatment Required: Fire Extinguisher</p> <p>No fire extinguishers are installed on this item of plant. Fire extinguisher(s) to AS 1841 must be present and fully functional and serviceable at all times. They must be readily accessible to the operator. Regular inspections must also be carried out in accordance with the manufacturer's requirements and AS 1851</p> <p>Legislation: State Health & Safety Legislation & Regulation</p> <p>References:</p>						
 INCORRECT OPERATION	HIGH 21	MEDIUM 15	1 Week	17-Feb-21		
<p>Risk Treatment Required: Tow Point</p> <p>This item of plant does not have a clear towing instruction label adjacent the tow point. A label must be attached and these instructions must be adhered to at all times when towing this item of plant. Once attached this instruction label must be fully functional and serviceable at all times.</p> <p>Legislation: State Health & Safety Legislation & Regulation</p> <p>References: Occupational Health & Safety Act & Regulations, Work Health & Safety Act & Regulations-</p>						
 CRUSHING	MEDIUM 14	MEDIUM 13	1 Month	12-Mar-21		
<p>Risk Treatment Required: Front Grader Blade Label</p> <p>Ensure that the front blade has a hazard warning label re: crush zone, keep clear attached. Once installed it must be present and fully functional and serviceable at all times.</p> <p>Legislation: State Health & Safety Legislation & Regulation</p> <p>References: AS1319-</p>						
DESIGN COMPLIANCE						
 COLLISION, CRUSHING, OPERATIONAL MALFUNCTION	HIGH 22	MEDIUM 15	1 Week	17-Feb-21		
<p>Risk Treatment Required: Transit Locking Devices</p> <p>This item of plant does not have fully functional locking devices fitted for use during transit. These must be installed and used whenever the machine is in transit. A clear instruction label adjacent must be present at all times.</p> <p>Legislation: State Health & Safety Legislation & Regulation</p> <p>References: ISO31000</p>						

HAZARD(S)	Prelim. Risk Rating	Residual Risk Rating	Time Frame	Due Date	Date Rectified	Initial
DESIGN COMPLIANCE						
 INCORRECT OPERATION	HIGH 20	MEDIUM 14	1 Week	17-Feb-21		
<p>Risk Treatment Required: Intuitive Controls</p> <p>The controls fitted to this item of plant must be orientated so that the movement of the control is consistent with the action of the machine e.g. moving a control lever to the left results in the machine turning to the left.</p> <p>Once achieved this design feature must be maintained at all times whilst this item of plant is in operation.</p> <p>References: AS/NZS4024.1906</p>						
 INCORRECT OPERATION, SLIPPING	HIGH 17	LOW 6	1 Week	17-Feb-21		
<p>Risk Treatment Required: Control Levers/Pedals/Buttons</p> <p>Ensure all controls including all levers, buttons, pedals, switches etc. are non-slip and free from damage prior to operating this item of plant. These conditions must be maintained to this level at all times whilst operating this item of plant.</p> <p>Legislation: State Health & Safety Legislation & Regulation</p> <p>References: AS/NZS4024.1901</p>						
MAINTENANCE						
 BURNS, STRIKING	HIGH 22	MEDIUM 15	1 Week	17-Feb-21		
<p>Risk Treatment Required: Hydraulic Damage</p> <p>The hydraulic hoses to this item of plant must be free from damage and have protection against damage arising from contact with the plant structure. Replacement hoses or protection must be installed as per the time frame above. Once installed, ensure that hoses and protection are in place at all times whilst this item of plant is in operation. Inspection of the hoses and protection should be conducted regularly and documented as part of your plant safety programme.</p> <p>Legislation: State Health & Safety Legislation & Regulation</p> <p>References: AS2671, AS4024, ISO4413</p> <p>Assessor Comments: Ensure that all hydraulic hoses are inspected by a competent person and any damaged hoses are replaced and secured correctly prior to operation.</p>						
 INCORRECT OPERATION	HIGH 22	MEDIUM 15	1 Week	17-Feb-21		
<p>Risk Treatment Required: Maintenance Manual</p> <p>The manufacturer's maintenance manual(s) are not available for this item of plant</p> <p>These manuals must be sourced and made freely available to all persons carrying out maintenance activities as a requirement of current legislation. If these manuals cannot be sourced, the maintenance manual(s) must be developed by a competent person, and then made available to all relevant persons.</p> <p>Legislation: State Health & Safety Legislation & Regulation</p> <p>References: Occupational Health & Safety Act & Regulations, Work Health & Safety Act & Regulations-</p>						
 OPERATIONAL MALFUNCTION	HIGH 21	MEDIUM 15	1 Week	17-Feb-21		
<p>Risk Treatment Required: Service Records</p> <p>Service and maintenance records are not available for this item of plant.</p> <p>This risk assessment will form the basis of your records for this item of plant. Service and maintenance records must be developed and maintained as part of your plant safety management programme. This includes regular inspections re: the general condition of the item of plant including (but not limited to) tyre condition, oil levels and wear and tear on critical items such as brakes and steering, etc. All OEM prescribed, scheduled and non scheduled maintenance must also be documented as part of these records.</p> <p>Legislation: State Health & Safety Legislation & Regulation</p> <p>References: Occupational Health & Safety Act & Regulations, Work Health & Safety Act & Regulations-</p>						

SECTION 5 RISK TREATMENTS IN PLACE

This section of the report pertains to risk treatments currently in place on this item of plant. This section must be read in conjunction with the safety section of the manufacturers handbook. All operators must read and understand the entire contents of this section prior to operating this item of plant. These treatments or equivalent must remain in place at all times

whilst this item of plant is in operation.

HAZARD(S)	Prelim. Risk Rating	Residual Risk Rating
DESIGN COMPLIANCE		
 BURNS, STRIKING	HIGH 22	MEDIUM 15
<p>Risk Treatment In Place: Hydraulic Hoses</p> <p>This item of plant has hydraulic hoses. These hoses must be inspected each day or before each use for wear and tear. If there are visible signs of wear immediate action must be taken to control the risk arising from this wear. These inspections must be documented.</p> <p>Hydraulic fluid at high pressure can penetrate the skin, never use any part of your body to check for leaks. If oil penetrates the skin seek medical advice immediately. Always use a piece of cardboard or similar to check for suspected leaks.</p> <p>Hydraulic pressure can be stored and is a hazard. Before disconnection or connection of hydraulic hoses complete the following steps -</p> <ol style="list-style-type: none"> 1. Stop engine 2. Keep all bystanders clear of the work area 3. Refer to operators manual as to methods to release pressure 4. Wait 5 minutes <p>References: AS2671, AS4024</p>		
 STRAINS	HIGH 19	LOW 5
<p>Risk Treatment In Place: Controls Ergonomics</p> <p>All controls including all levers, buttons, pedals, switches etc, are placed near the operator work position and are easy to reach and operate during the execution of the operator's normal duties. This applies for all persons within the 95th percentile of the normal population distribution.</p> <p>References: AS/NZS4024.1901</p>		
 OPERATIONAL MALFUNCTION	HIGH 22	LOW 2
<p>Risk Treatment In Place: Plant Modification</p> <p>The plant is in original condition.</p> <p>References:</p>		
MAINTENANCE		
 COLLISION, INSTABILITY	HIGH 22	MEDIUM 15
<p>Risk Treatment In Place: Tyres</p> <p>The tyres and wheel components must be inspected as part of a "pre start" checklist. These inspections must be documented as part of your plant safety programme.</p> <p>References: ISO31000</p>		
 CURRENT OR PREVIOUS STRUCTURAL DAMAGE	CRITICAL 25	MEDIUM 15
<p>Risk Treatment In Place: Structural Integrity</p> <p>Regular checks for structural damage must be undertaken. Look for cracks in frames/chassis (current or repaired), bends or damage to structural components, etc.</p> <p>References:</p>		
 OPERATIONAL MALFUNCTION	HIGH 22	LOW 2
<p>Risk Treatment In Place: Major Fluid Leaks</p> <p>This item of plant must remain free from leaks at all times whilst in operation (this includes engine, transmission, cooling system, air, fuel, drive line, wheel hubs, steering and hydraulics). Development of a major leak will require this item of plant to be stood-down until repaired. Minor leaks detected must be repaired within 1-14 days.</p> <p>References: ISO31000</p>		

SECTION 6 IMAGES AND NOTES



TYPE	Land Carry Grader	Report Number	OSS 20210210-1111
MAKE	Farmor	Date	10-Feb-2021
MODEL	18'	Created By	Geoff Gleeson
SERIAL NUMBER	LF1204	Assessor	Geoff Gleeson
		Assist. Assessor(s)	
		Agent	Mannes Agencies
		Lot Number	26
		Location	Farm 47
		Assessment Purpose	Sale
		State	NSW

PURCHASER ACKNOWLEDGEMENT

I the undersigned acknowledge that I have read and understand the risk management report described above. I also acknowledge that I have received a copy of this risk management report. I also acknowledge that I am authorised to sign on behalf of the purchaser.

Name _____
Company Name _____
Position _____
Signature _____
Date _____

The manufacturer's operational & maintenance handbooks have been supplied,
(circle one) YES NO (initial) _____

Please transfer this assessment to my Plant Assessor membership as a (circle one) HIRE / PLANT IN USE assessment.
My Plant Assessor username is _____

