

<b>TYPE</b>	Seed Drill
<b>MAKE</b>	John Shearer
<b>MODEL</b>	TCD 27-90
<b>SERIAL NUMBER</b>	157513

<b>Report Number</b>	OSS 20210210-1052
<b>Date</b>	10-Feb-2021
<b>Created By</b>	Geoff Gleeson
<b>Assessor</b>	Geoff Gleeson
<b>Assist. Assessor(s)</b>	
<b>Agent</b>	Mannes Agencies
<b>Lot Number</b>	24
<b>Location</b>	Farm 47
<b>Assessment Purpose</b>	Sale
<b>State</b>	NSW

## TABLE OF CONTENTS

<b>SECTION 1</b>	<b>IMPORTANT INFORMATION</b> Contains information outlining the scope and any limitations applicable to this Risk Management Report
<b>SECTION 2</b>	<b>MACHINE DETAILS</b> Contains standard machine specifications and details of any extras fitted
<b>SECTION 3</b>	<b>RISK ANALYSIS, RISK EVALUATION &amp; RISK TREATMENT</b> Contains details of the technique used to calculate risk ratings, time frame and risk treatments. Please refer to this information when reviewing and interpreting the information in section 4 & 5
<b>SECTION 4</b>	<b>RISK TREATMENTS REQUIRED</b> Contains detailed information regarding the risk treatments to be implemented including hazard, risk rating, time frame, relevant standards & legislative references
<b>SECTION 5</b>	<b>RISK TREATMENTS IN PLACE</b> Contains detailed information regarding the risk treatments in place including hazard, risk rating, relevant standards & legislative references
<b>SECTION 6</b>	<b>IMAGES AND NOTES</b> Contains images & any relevant information entered by the assessor

## SECTION 1 IMPORTANT INFORMATION

This report generated by Plant Assessor™ © Online Safety Systems on Wednesday 10 Feb 2021 8:39 PM

This Risk Management Report has been prepared for -

\_\_\_\_\_  
(insert recipient name/company name)

This document has been prepared to cover the sale or transfer of this item of plant between the Company identified on the front cover and their named recipient. This report must not be used for any subsequent sale or transfer.

This document is provided to meet duty of care obligations as set out in relevant state and territory health and safety regulations for the supply of plant and the sale and transfer of plant.

The safety hazards associated with the operating and maintaining of this item of plant have been identified as far as practical by visual inspection. This item of plant is being sold in an "as-is" condition with known and unknown safety hazards. No physical testing has been conducted (eg. Wire rope tests, stress tests, structural/non-destructive tests, noise tests, vibration tests, brake tests, insulation tests etc.) unless stated otherwise in the notes.

This document is not intended to provide information on, nor warrant the mechanical, electrical or structural condition of this item of plant. Any information on standard features have been supplied through the manufacturer and should be used as a guide only until otherwise verified.

This item of plant should be further assessed, tested and inspected or dismantled as necessary to gauge any further hazards and /or risks relating to SPECIFIC WORKPLACE USE, which are currently unknown, in accordance with relevant standards, regulations and acts.

Under common law and relevant state and territory health and safety acts, regulations and codes of practice, there is a requirement for the plant owner, employer and operator to exercise a duty of care in the safe operation and maintenance of plant. Accordingly before this item of plant is supplied to, or used at any workplace it must be inspected to ensure it is in a fully operational, safe and serviceable condition and that operators and maintenance personnel are appropriately trained in the use & maintenance of this item of plant.

For further information regarding this report contact Online Safety Systems on 1300 72 88 52

## SECTION 2 MACHINE DETAILS

CAPACITIES	
Capacity	
DIMENSIONS/WEIGHTS	
Spacing (mm)	
Weight (kgs)	
Width	
LINKAGE	
Linkage	
OPERATING SYSTEMS	
Cab Monitor System	
TINES	
Tines	
TYRES	
Tyres	

## SECTION 3 RISK ANALYSIS / RISK EVALUATION





LIKELIHOOD		CONSEQUENCE				
		1. INSIGNIFICANT Dealt with by in house first aid	2. MINOR Treated by medical professionals, hospital out patients	3. MODERATE Significant non permanent injury overnight hospital stay	4. MAJOR Extensive permanent injury eg. Loss of fingers, extended hospital stay	5. CATASTROPHIC Death, permanent disabling injury eg. Loss of hand, quadriplegia
A. Almost certain to occur in most circumstances		MEDIUM 8	HIGH 16	HIGH 18	CRITICAL 23	CRITICAL 25
B. Likely to occur frequently		MEDIUM 7	MEDIUM 10	HIGH 17	HIGH 20	CRITICAL 24
C. Possibly and likely to occur at sometime		LOW 3	MEDIUM 9	MEDIUM 12	HIGH 19	HIGH 22
D. Unlikely to occur but could happen		LOW 2	LOW 5	MEDIUM 11	MEDIUM 14	HIGH 21
E. May occur but only in rare circumstances		LOW 1	LOW 4	LOW 6	MEDIUM 13	MEDIUM 15







RISK EVALUATION	CRITICAL	Act immediately to mitigate risk. Implement risk treatment(s) in accordance with the risk treatment table below.
	HIGH	Act immediately to mitigate risk. Implement risk treatment(s) in accordance with the risk treatment table below. If the appropriate risk treatments are not immediately accessible establish interim risk treatment strategies. Permanent risk treatments must be implemented within one week.
	MEDIUM	Take reasonable steps to mitigate and monitor the risk. Implement risk treatment(s) in accordance with the risk treatment table below. Permanent risk treatments must be implemented with one month.
	LOW	Take reasonable steps to mitigate and monitor the risk. Implement risk treatment(s) in accordance with the risk treatment table below. Permanent risk treatments must be implemented with three months.






RISK TREATMENT	Selecting the most appropriate risk treatment option involves balancing the costs and efforts of implementation against the benefits derived, with regard to legal, regulatory and other requirements. <small>(source AS/NZS ISO 31000:2009)</small>	
	Eliminate	Eliminate the risk source.
	Substitute	Provide an alternative that is capable of performing the same task which is safer.
	Engineering	Provide or construct a physical barrier or guard.
	Administration	Develop policies, procedures, practices and guidelines in consultation with employees to mitigate the risk. Provide training, instruction and supervision about the risk source.
	Personal protective	Provide personal protective equipment to protect the individual from the risk source.



## SECTION 4 RISK TREATMENTS REQUIRED

This section of the report pertains to hazards created by use of this item of plant which currently do not have risk treatments in place. The risk treatments recommended in this section have been developed based on relevant Australian Standards, health & safety legislation, the hierarchy of risk treatment in accordance with the guidelines set forth in AS/NZS ISO 31000 – Risk Management and various other sources. The recommended risk treatment measures must be developed, implemented and validated as effective prior to the operation, maintenance or testing of this item of plant. Treatments applied must be dated and initialled adjacent the recommendations. All operators must read and understand the entire contents of this section prior to operating this item of plant.

HAZARD(S)	Prelim. Risk Rating	Residual Risk Rating	Time Frame	Due Date	Date Rectified	Initial
<b>DELIVERY</b>						
 <b>CRUSHING</b>	HIGH 22	MEDIUM 15	1 Week	17-Feb-21		
<p><b>Risk Treatment Required: SWMS Load Restraint</b> Source or develop transport restraining guidelines for this machine.</p> <p>Once developed, ensure that all operators follow the approved SWMS/SOP when restraining this machine for transport.</p> <p><b>References:</b> Occupational Health &amp; Safety Act &amp; Regulations, Work Health &amp; Safety Act &amp; Regulations-</p>						
<b>COMMISSIONING</b>						
 <b>INCORRECT OPERATION</b>	HIGH 22	MEDIUM 15	1 Week	17-Feb-21		
<p><b>Risk Treatment Required: Pre-start checklist</b> An operational "Pre start" checklist must be obtained for this item of plant. If an OEM "Pre Start" Checklist is not available then one must be developed by a person competent in writing health and safety procedures. Once obtained the "Pre start" checklist must be completed before each operation. If any faults are detected, they must be rectified prior to commencement of operation. These inspections must be documented as part of your plant safety management programme.</p> <p>Legislation: State Health &amp; Safety Legislation &amp; Regulation</p> <p><b>References:</b> Occupational Health &amp; Safety Act &amp; Regulations, Work Health &amp; Safety Act &amp; Regulations-</p>						
<b>OPERATION</b>						
 <b>INCORRECT OPERATION</b>	CRITICAL 24	MEDIUM 15	Immediate	10-Feb-21		
<p><b>Risk Treatment Required: Operator Competency</b> Only persons who are qualified, trained and experienced and/or hold the relevant certification/license can operate this item of plant. If there is not a competent/licensed person available for operation of this item of plant then only persons who are supervised by a competent/licensed person can operate this item of plant.</p> <p>Legislation: State Health &amp; Safety Legislation &amp; Regulation</p> <p><b>References:</b> Occupational Health &amp; Safety Act &amp; Regulations, Work Health &amp; Safety Act &amp; Regulations-</p>						
 <b>ELECTROCUTION</b>	HIGH 22	MEDIUM 15	1 Week	17-Feb-21		
<p><b>Risk Treatment Required: Electrical Approach Distances</b> Attach a clear hazard warning label re: overhead electrical hazards and minimum approach distances adjacent operator work areas and any access to the top of the item of plant. These distances must be adhered to strictly. Once fitted these labels and tables must be present, clear and legible at all times.</p> <p>Spotters are required when working within 5 metres of the minimum approach distance of any live electrical apparatus.</p> <p>Any encroach within the minimum approach distances must only occur if the following provisions have been met -</p> <ol style="list-style-type: none"> <li>1. The machine is designed to work within the minimum approach distances</li> <li>2. Permission has been granted by the electricity company</li> <li>3. Safe systems of work have been documented and approved</li> </ol> <p>Legislation: State Health &amp; Safety Legislation &amp; Regulation</p> <p><b>References:</b> ISO31000</p>						



HAZARD(S)	Prelim. Risk Rating	Residual Risk Rating	Time Frame	Due Date	Date Rectified	Initial
<b>OPERATION</b>						
 <b>INCORRECT OPERATION</b>	HIGH 22	MEDIUM 15	1 Week	17-Feb-21		
<p><b>Risk Treatment Required: Control Labels</b></p> <p>Ensure all controls including all levers, buttons, pedals, switches etc. are clearly labelled as to their purpose and method of operation prior to operating this item of plant. Once achieved these labels must be maintained in a clean condition at all times.</p> <p>Legislation: State Health &amp; Safety Legislation &amp; Regulation</p> <p><b>References:</b> AS/NZS4024.1905</p>						
 <b>INCORRECT OPERATION</b>	HIGH 22	MEDIUM 15	1 Week	17-Feb-21		
<p><b>Risk Treatment Required: SOP</b></p> <p>Source or develop Safe Operation Procedures for this item of plant. Once available ensure that all operators are familiar with these and follow them at all times whilst this item of plant is in operation.</p> <p><b>References:</b> Occupational Health &amp; Safety Act &amp; Regulations, Work Health &amp; Safety Act &amp; Regulations-</p>						
 <b>INCORRECT OPERATION</b>	HIGH 22	MEDIUM 15	1 Week	17-Feb-21		
<p><b>Risk Treatment Required: Operation Handbook</b></p> <p>The manufacturer's operation handbook is not available for this item of plant. A full assessment of the competence of operators must also be undertaken.</p> <p>This handbook must be sourced and made available to all operators and maintenance staff at all times as a requirement of current legislation. If Operation handbook cannot be sourced the operation manual must be developed by a competent person. All personnel who may operate this item of plant must read and be familiar with this handbook prior to operating.</p> <p>Legislation: State Health &amp; Safety Legislation &amp; Regulation</p> <p><b>References:</b> Occupational Health &amp; Safety Act &amp; Regulations, Work Health &amp; Safety Act &amp; Regulations-</p>						
 <b>FIRE</b>	HIGH 21	MEDIUM 15	1 Week	17-Feb-21		
<p><b>Risk Treatment Required: Fire Extinguisher</b></p> <p>No fire extinguishers are installed on this item of plant. Fire extinguisher(s) to AS 1841 must be present and fully functional and serviceable at all times. They must be readily accessible to the operator. Regular inspections must also be carried out in accordance with the manufacturer's requirements and AS 1851</p> <p>Legislation: State Health &amp; Safety Legislation &amp; Regulation</p> <p><b>References:</b></p>						
 <b>INCORRECT OPERATION</b>	HIGH 21	MEDIUM 15	1 Week	17-Feb-21		
<p><b>Risk Treatment Required: Tow Point</b></p> <p>This item of plant does not have a clear towing instruction label adjacent the tow point. A label must be attached and these instructions must be adhered to at all times when towing this item of plant. Once attached this instruction label must be fully functional and serviceable at all times.</p> <p>Legislation: State Health &amp; Safety Legislation &amp; Regulation</p> <p><b>References:</b> Occupational Health &amp; Safety Act &amp; Regulations, Work Health &amp; Safety Act &amp; Regulations-</p>						
<b>DESIGN COMPLIANCE</b>						
 <b>COLLISION, CRUSHING, OPERATIONAL MALFUNCTION</b>	HIGH 22	MEDIUM 15	1 Week	17-Feb-21		
<p><b>Risk Treatment Required: Transit Locking Devices</b></p> <p>This item of plant does not have fully functional locking devices fitted for use during transit. These must be installed and used whenever the machine is in transit. A clear instruction label adjacent must be present at all times.</p> <p>Legislation: State Health &amp; Safety Legislation &amp; Regulation</p> <p><b>References:</b> ISO31000</p>						





HAZARD(S)	Prelim. Risk Rating	Residual Risk Rating	Time Frame	Due Date	Date Rectified	Initial
<b>DESIGN COMPLIANCE</b>						
 <b>INCORRECT OPERATION</b>	HIGH 20	MEDIUM 14	1 Week	17-Feb-21		
<p><b>Risk Treatment Required: Intuitive Controls</b></p> <p>The controls fitted to this item of plant must be orientated so that the movement of the control is consistent with the action of the machine e.g. moving a control lever to the left results in the machine turning to the left.</p> <p>Once achieved this design feature must be maintained at all times whilst this item of plant is in operation.</p> <p><b>References:</b> AS/NZS4024.1906</p>						
 <b>INCORRECT OPERATION, SLIPPING</b>	HIGH 17	LOW 6	1 Week	17-Feb-21		
<p><b>Risk Treatment Required: Control Levers/Pedals/Buttons</b></p> <p>Ensure all controls including all levers, buttons, pedals, switches etc. are non-slip and free from damage prior to operating this item of plant. These conditions must be maintained to this level at all times whilst operating this item of plant.</p> <p>Legislation: State Health &amp; Safety Legislation &amp; Regulation</p> <p><b>References:</b> AS/NZS4024.1901</p>						
 <b>FALLING, SLIPPING</b>	MEDIUM 12	LOW 6	1 Month	12-Mar-21		
<p><b>Risk Treatment Required: Access/Egress Instruction Label</b></p> <p>Ensure the access and egress to the cabin/work area has an instruction label fitted with the following information as a minimum -</p> <p>All personnel must -</p> <ol style="list-style-type: none"> <li>1. Always face the item of plant during access and egress.</li> <li>2. Always maintain three points of contact during access and egress.</li> <li>3. Ensure the steps are clean.</li> <li>4. Never jump off machine.</li> </ol> <p>Once fitted this label must be clear and legible at all times whilst this item of plant is in operation.</p> <p><b>References:</b> ISO31000</p>						
 <b>SLIPPING</b>	MEDIUM 12	LOW 6	1 Month	12-Mar-21		
<p><b>Risk Treatment Required: Operator Work Area Access/Egress</b></p> <p>Ensure the access and egress to the cabin/work area is non slip, free from damage and protruding entrapments, located at a height so as to not cause undue body stresses and strains and has three points of contact available to personnel at all times. Once achieved, safe access and egress must be maintained at all times.</p> <p>All personnel must -</p> <ol style="list-style-type: none"> <li>1. Always face the item of plant during access and egress.</li> <li>2. Always maintain three points of contact during access and egress.</li> <li>3. Never carry an object(s) in his/her hand(s) during access and egress.</li> <li>4. Never jump off machine.</li> </ol> <p>Legislation: State Health &amp; Safety Legislation &amp; Regulation</p> <p><b>References:</b> AS/NZS2153.1, AS1657, ISO4252</p> <p><b>Assessor Comments:</b> No handrail fitted to work platform.</p>						
<b>MAINTENANCE</b>						
 <b>BURNS, STRIKING</b>	HIGH 22	MEDIUM 15	1 Week	17-Feb-21		
<p><b>Risk Treatment Required: Hydraulic Damage</b></p> <p>The hydraulic hoses to this item of plant must be free from damage and have protection against damage arising from contact with the plant structure. Replacement hoses or protection must be installed as per the time frame above. Once installed, ensure that hoses and protection are in place at all times whilst this item of plant is in operation. Inspection of the hoses and protection should be conducted regularly and documented as part of your plant safety programme.</p> <p>Legislation: State Health &amp; Safety Legislation &amp; Regulation</p> <p><b>References:</b> AS2671, AS4024, ISO4413</p> <p><b>Assessor Comments:</b> Ensure that all hydraulic hoses are inspected by a competent person and any damaged hoses are replaced and secured correctly prior to operation.</p>						

HAZARD(S)	Prelim. Risk Rating	Residual Risk Rating	Time Frame	Due Date	Date Rectified	Initial
<b>MAINTENANCE</b>						
 <b>INCORRECT OPERATION</b>	HIGH 22	MEDIUM 15	1 Week	17-Feb-21		
<p><b>Risk Treatment Required: Maintenance Manual</b></p> <p>The manufacturer's maintenance manual(s) are not available for this item of plant</p> <p>These manuals must be sourced and made freely available to all persons carrying out maintenance activities as a requirement of current legislation. If these manuals cannot be sourced, the maintenance manual(s) must be developed by a competent person, and then made available to all relevant persons.</p> <p>Legislation: State Health &amp; Safety Legislation &amp; Regulation</p> <p><b>References:</b> Occupational Health &amp; Safety Act &amp; Regulations, Work Health &amp; Safety Act &amp; Regulations-</p>						
 <b>OPERATIONAL MALFUNCTION</b>	HIGH 21	MEDIUM 15	1 Week	17-Feb-21		
<p><b>Risk Treatment Required: Service Records</b></p> <p>Service and maintenance records are not available for this item of plant.</p> <p>This risk assessment will form the basis of your records for this item of plant. Service and maintenance records must be developed and maintained as part of your plant safety management programme. This includes regular inspections re: the general condition of the item of plant including (but not limited to) tyre condition, oil levels and wear and tear on critical items such as brakes and steering, etc. All OEM prescribed, scheduled and non scheduled maintenance must also be documented as part of these records.</p> <p>Legislation: State Health &amp; Safety Legislation &amp; Regulation</p> <p><b>References:</b> Occupational Health &amp; Safety Act &amp; Regulations, Work Health &amp; Safety Act &amp; Regulations-</p>						

## SECTION 5 RISK TREATMENTS IN PLACE

This section of the report pertains to risk treatments currently in place on this item of plant. This section must be read in conjunction with the safety section of the manufacturers handbook. All operators must read and understand the entire contents of this section prior to operating this item of plant. These treatments or equivalent must remain in place at all times whilst this item of plant is in operation.

HAZARD(S)	Prelim. Risk Rating	Residual Risk Rating
<b>DESIGN COMPLIANCE</b>		
 <b>BURNS, STRIKING</b>	HIGH 22	MEDIUM 15
<p><b>Risk Treatment In Place: Hydraulic Hoses</b></p> <p>This item of plant has hydraulic hoses. These hoses must be inspected each day or before each use for wear and tear. If there are visible signs of wear immediate action must be taken to control the risk arising from this wear. These inspections must be documented.</p> <p>Hydraulic fluid at high pressure can penetrate the skin, never use any part of your body to check for leaks. If oil penetrates the skin seek medical advice immediately. Always use a piece of cardboard or similar to check for suspected leaks.</p> <p>Hydraulic pressure can be stored and is a hazard. Before disconnection or connection of hydraulic hoses complete the following steps -</p> <ol style="list-style-type: none"> <li>1. Stop engine</li> <li>2. Keep all bystanders clear of the work area</li> <li>3. Refer to operators manual as to methods to release pressure</li> <li>4. Wait 5 minutes</li> </ol> <p><b>References:</b> AS2671, AS4024</p>		
 <b>STRAINS</b>	HIGH 19	LOW 5
<p><b>Risk Treatment In Place: Controls Ergonomics</b></p> <p>All controls including all levers, buttons, pedals, switches etc, are placed near the operator work position and are easy to reach and operate during the execution of the operator's normal duties. This applies for all persons within the 95th percentile of the normal population distribution.</p> <p><b>References:</b> AS/NZS4024.1901</p>		

HAZARD(S)	Prelim. Risk Rating	Residual Risk Rating
<b>DESIGN COMPLIANCE</b>		
 <b>OPERATIONAL MALFUNCTION</b>	HIGH 22	LOW 2
<b>Risk Treatment In Place: Plant Modification</b> The plant is in original condition.		
<b>References:</b>		
<b>MAINTENANCE</b>		
 <b>COLLISION, INSTABILITY</b>	HIGH 22	MEDIUM 15
<b>Risk Treatment In Place: Tyres</b> The tyres and wheel components must be inspected as part of a "pre start" checklist. These inspections must be documented as part of your plant safety programme.		
<b>References:</b> ISO31000		
 <b>CURRENT OR PREVIOUS STRUCTURAL DAMAGE</b>	CRITICAL 25	MEDIUM 15
<b>Risk Treatment In Place: Structural Integrity</b> Regular checks for structural damage must be undertaken. Look for cracks in frames/chassis (current or repaired), bends or damage to structural components, etc.		
<b>References:</b>		
 <b>OPERATIONAL MALFUNCTION</b>	HIGH 22	LOW 2
<b>Risk Treatment In Place: Major Fluid Leaks</b> This item of plant must remain free from leaks at all times whilst in operation (this includes engine, transmission, cooling system, air, fuel, drive line, wheel hubs, steering and hydraulics). Development of a major leak will require this item of plant to be stood-down until repaired. Minor leaks detected must be repaired within 1-14 days.		
<b>References:</b> ISO31000		

## SECTION 6 IMAGES AND NOTES





<b>TYPE</b>	Seed Drill	<b>Report Number</b>	OSS 20210210-1052
<b>MAKE</b>	John Shearer	<b>Date</b>	10-Feb-2021
<b>MODEL</b>	TCD 27-90	<b>Created By</b>	Geoff Gleeson
<b>SERIAL NUMBER</b>	157513	<b>Assessor</b>	Geoff Gleeson
		<b>Assist. Assessor(s)</b>	
		<b>Agent</b>	Mannes Agencies
		<b>Lot Number</b>	24
		<b>Location</b>	Farm 47
		<b>Assessment Purpose</b>	Sale
		<b>State</b>	NSW

## PURCHASER ACKNOWLEDGEMENT

I the undersigned acknowledge that I have read and understand the risk management report described above. I also acknowledge that I have received a copy of this risk management report. I also acknowledge that I am authorised to sign on behalf of the purchaser.

Name \_\_\_\_\_  
 Company Name \_\_\_\_\_  
 Position \_\_\_\_\_  
 Signature \_\_\_\_\_  
 Date \_\_\_\_\_

The manufacturer's operational & maintenance handbooks have been supplied,  
 (circle one) YES NO (initial) \_\_\_\_\_

Please transfer this assessment to my Plant Assessor membership as a (circle one) HIRE / PLANT IN USE assessment.  
 My Plant Assessor username is \_\_\_\_\_

