

TYPE	Tractor - Rigid
MAKE	John Deere
MODEL	3130
ENGINE NUMBER	273939CD

Report Number	OSS 20210210-0934
Date	10-Feb-2021
Created By	Geoff Gleeson
Assessor	Geoff Gleeson
Assist. Assessor(s)	
Agent	Mannes Agencies
Lot Number	04
Location	Farm 47
Assessment Purpose	Sale
State	NSW

TABLE OF CONTENTS

SECTION 1	IMPORTANT INFORMATION Contains information outlining the scope and any limitations applicable to this Risk Management Report
SECTION 2	MACHINE DETAILS Contains standard machine specifications and details of any extras fitted
SECTION 3	RISK ANALYSIS, RISK EVALUATION & RISK TREATMENT Contains details of the technique used to calculate risk ratings, time frame and risk treatments. Please refer to this information when reviewing and interpreting the information in section 4 & 5
SECTION 4	RISK TREATMENTS REQUIRED Contains detailed information regarding the risk treatments to be implemented including hazard, risk rating, time frame, relevant standards & legislative references
SECTION 5	RISK TREATMENTS IN PLACE Contains detailed information regarding the risk treatments in place including hazard, risk rating, relevant standards & legislative references
SECTION 6	IMAGES AND NOTES Contains images & any relevant information entered by the assessor

SECTION 1 IMPORTANT INFORMATION

This report generated by Plant Assessor™ © Online Safety Systems on Wednesday 10 Feb 2021 8:40 PM

This Risk Management Report has been prepared for -

(insert recipient name/company name)

This document has been prepared to cover the sale or transfer of this item of plant between the Company identified on the front cover and their named recipient. This report must not be used for any subsequent sale or transfer.

This document is provided to meet duty of care obligations as set out in relevant state and territory health and safety regulations for the supply of plant and the sale and transfer of plant.

The safety hazards associated with the operating and maintaining of this item of plant have been identified as far as practical by visual inspection. This item of plant is being sold in an "as-is" condition with known and unknown safety hazards. No physical testing has been conducted (eg. Wire rope tests, stress tests, structural/non-destructive tests, noise tests, vibration tests, brake tests, insulation tests etc.) unless stated otherwise in the notes.

This document is not intended to provide information on, nor warrant the mechanical, electrical or structural condition of this item of plant. Any information on standard features have been supplied through the manufacturer and should be used as a guide only until otherwise verified.

This item of plant should be further assessed, tested and inspected or dismantled as necessary to gauge any further hazards and /or risks relating to SPECIFIC WORKPLACE USE, which are currently unknown, in accordance with relevant standards, regulations and acts.

Under common law and relevant state and territory health and safety acts, regulations and codes of practice, there is a requirement for the plant owner, employer and operator to exercise a duty of care in the safe operation and maintenance of plant. Accordingly before this item of plant is supplied to, or used at any workplace it must be inspected to ensure it is in a fully operational, safe and serviceable condition and that operators and maintenance personnel are appropriately trained in the use & maintenance of this item of plant.

For further information regarding this report contact Online Safety Systems on 1300 72 88 52

SECTION 2 MACHINE DETAILS

- NOISE TEST RESULTS	
1. Manufacturers specified noise level dBA	
2. Ambient noise level dBA	
3. Noise level - Operator position (high idle) dBA	
4. Noise level - Operator position (low idle) dBA	
5. Noise level LHS dBA @ m (high idle)	
6. Noise level Front dBA @ m (high idle)	
7. Noise level RHS dBA @ m (high idle)	
8. Noise level Rear dBA @ m (high idle)	
3PL	
3PL	Std
3PL Category	II
3PL Draft Sensing	
3PL Lift Kg @ Position	
BRAKES	
Brake Type	Wet Disc
DIMENSIONS/WEIGHTS	
Dry Weight (kg)	3719 kg
Max Operating Weight (kg)	



Make John Deere
Model 3130
Type Tractor - Rigid

Engine Number 273939CD
Assessed By Geoff Gleeson
Date 10-Feb-2021

DIMENSIONS/WEIGHTS	
Min width (mm)	
Turning Circle (mm - no brakes)	
Weight (kgs)	
DRIVES	
Drive Configuration	2wd
ENGINE	
Engine Hours	
Engine Make & Model	John Deere
Engine No Cylinders/Cc	6cyl x 5.4L (329cu")
Engine Number	
Engine Power kW/(Hp)	72kW 97hp
Max torque	
Power rating RPM	2500 rpm
EXTRAS	
A/C	
Front Linkage	Nil
Remotes Standard/Max	
ROPS Cab	
ROPS Frame Only	
GENERAL	
Electronic Monitor - Engine Functions	
Electronic Monitor - Hectares/Hour	
Electronic Monitor - Wheel Slip	
Max torque (Nm at RPM)	
Odometer	
Power rating standard	
HYDRAULICS	
Hydraulic Pump Type	
Hydraulic System	Closed
Hydraulics Max Pressure	
PTO	
Front PTO	Nil
Mid PTO	Nil
PTO ground speed / 540E	
PTO kw/(hp)	60kW (81hp)
PTO rating source	2500 rpm
PTO speed selection method	
PTO speeds	540
PTO speeds 2	1000
PTO type	Independent
Rear PTO	Std
RETAIL \$	
New Price	
New Price Date	
SAFETY STRUCTURES	
FOPS Serial No.	
ROPS Serial No.	
STEERING	
Steering Type	Power
TRANSMISSION	
Clutch	Dry Disc
Gears Fwd/Rev	12/6
High-Low/Shuttle	Std
Speed Min To Max	
Transmission	12 SPEED HI

TRANSMISSION	
Transmission Type	
TYRES	
Standard Front Tyre Size	7.50-18
Standard Rear Tyre Size	18.4-34
Turf Front Tyres	
Turf Rear Tyres	
EXTRAS	
3 PTL	
Drawbar	
Front Tank	
PTO - Rear	
Rear Remotes	
Rear wheel weights	

SECTION 3 RISK ANALYSIS / RISK EVALUATION




LIKELIHOOD		CONSEQUENCE				
		1. INSIGNIFICANT Dealt with by in house first aid	2. MINOR Treated by medical professionals, hospital out patients	3. MODERATE Significant non permanent injury overnight hospital stay	4. MAJOR Extensive permanent injury eg. Loss of fingers, extended hospital stay	5. CATASTROPHIC Death, permanent disabling injury eg. Loss of hand, quadriplegia
A. Almost certain to occur in most circumstances		MEDIUM 8	HIGH 16	HIGH 18	CRITICAL 23	CRITICAL 25
B. Likely to occur frequently		MEDIUM 7	MEDIUM 10	HIGH 17	HIGH 20	CRITICAL 24
C. Possibly and likely to occur at sometime		LOW 3	MEDIUM 9	MEDIUM 12	HIGH 19	HIGH 22
D. Unlikely to occur but could happen		LOW 2	LOW 5	MEDIUM 11	MEDIUM 14	HIGH 21
E. May occur but only in rare circumstances		LOW 1	LOW 4	LOW 6	MEDIUM 13	MEDIUM 15








RISK EVALUATION	CRITICAL	Act immediately to mitigate risk. Implement risk treatment(s) in accordance with the risk treatment table below.
	HIGH	Act immediately to mitigate risk. Implement risk treatment(s) in accordance with the risk treatment table below. If the appropriate risk treatments are not immediately accessible establish interim risk treatment strategies. Permanent risk treatments must be implemented within one week.
	MEDIUM	Take reasonable steps to mitigate and monitor the risk. Implement risk treatment(s) in accordance with the risk treatment table below. Permanent risk treatments must be implemented with one month.
	LOW	Take reasonable steps to mitigate and monitor the risk. Implement risk treatment(s) in accordance with the risk treatment table below. Permanent risk treatments must be implemented with three months.







RISK TREATMENT	Selecting the most appropriate risk treatment option involves balancing the costs and efforts of implementation against the benefits derived, with regard to legal, regulatory and other requirements. <small>(source AS/NZS ISO 31000:2009)</small>	
	Eliminate	Eliminate the risk source.
	Substitute	Provide an alternative that is capable of performing the same task which is safer.
	Engineering	Provide or construct a physical barrier or guard.
	Administration	Develop policies, procedures, practices and guidelines in consultation with employees to mitigate the risk. Provide training, instruction and supervision about the risk source.
	Personal protective	Provide personal protective equipment to protect the individual from the risk source.







SECTION 4 RISK TREATMENTS REQUIRED








This section of the report pertains to hazards created by use of this item of plant which currently do not have risk treatments in place. The risk treatments recommended in this section have been developed based on relevant Australian Standards, health & safety legislation, the hierarchy of risk treatment in accordance with the guidelines set forth in AS/NZS ISO 31000 – Risk Management and various other sources. The recommended risk treatment measures must be developed, implemented and validated as effective prior to the operation, maintenance or testing of this item of plant. Treatments applied must be dated and initialled adjacent the recommendations. All operators must read and understand the entire contents of this section prior to operating this item of plant.







HAZARD(S)	Prelim. Risk Rating	Residual Risk Rating	Time Frame	Due Date	Date Rectified	Initial
DELIVERY						
 CRUSHING	HIGH 22	MEDIUM 15	1 Week	17-Feb-21		
<p>Risk Treatment Required: SWMS Loading/Unloading</p> <p>Source or develop guidelines for loading and unloading this machine to and from a flat top truck or trailer, low loader or tilt tray.</p> <p>Once developed, ensure that all operators follow approved SWMS/SOP when loading and unloading this machine to and from a flat top truck or trailer, low loader or tilt tray.</p> <p>References: Occupational Health & Safety Act & Regulations, Work Health & Safety Act & Regulations-</p>						
 CRUSHING	HIGH 22	MEDIUM 15	1 Week	17-Feb-21		
<p>Risk Treatment Required: SWMS Load Restraint</p> <p>Source or develop transport restraining guidelines for this machine.</p> <p>Once developed, ensure that all operators follow the approved SWMS/SOP when restraining this machine for transport.</p> <p>References: Occupational Health & Safety Act & Regulations, Work Health & Safety Act & Regulations-</p>						
OPERATION						
 INCORRECT OPERATION	CRITICAL 24	MEDIUM 15	Immediate	10-Feb-21		
<p>Risk Treatment Required: Operator Competency</p> <p>Only persons who are qualified, trained and experienced and/or hold the relevant certification/license can operate this item of plant. If there is not a competent/licensed person available for operation of this item of plant then only persons who are supervised by a competent/licensed person can operate this item of plant.</p> <p>Legislation: State Health & Safety Legislation & Regulation</p> <p>References: Occupational Health & Safety Act & Regulations, Work Health & Safety Act & Regulations-</p>						
 ELECTROCUTION	HIGH 22	MEDIUM 15	1 Week	17-Feb-21		
<p>Risk Treatment Required: Electrical Approach Distances</p> <p>Attach a clear hazard warning label re: overhead electrical hazards and minimum approach distances adjacent operator work areas and any access to the top of the item of plant. These distances must be adhered to strictly. Once fitted these labels and tables must be present, clear and legible at all times.</p> <p>Spotters are required when working within 5 metres of the minimum approach distance of any live electrical apparatus.</p> <p>Any encroach within the minimum approach distances must only occur if the following provisions have been met -</p> <ol style="list-style-type: none"> 1. The machine is designed to work within the minimum approach distances 2. Permission has been granted by the electricity company 3. Safe systems of work have been documented and approved <p>Legislation: State Health & Safety Legislation & Regulation</p> <p>References: ISO31000</p>						
 INCORRECT OPERATION	HIGH 22	MEDIUM 15	1 Week	17-Feb-21		
<p>Risk Treatment Required: Control Labels</p> <p>Ensure all controls including all levers, buttons, pedals, switches etc. are clearly labelled as to their purpose and method of operation prior to operating this item of plant. Once achieved these labels must be maintained in a clean condition at all times.</p> <p>Legislation: State Health & Safety Legislation & Regulation</p> <p>References: AS/NZS4024.1905</p>						






HAZARD(S)	Prelim. Risk Rating	Residual Risk Rating	Time Frame	Due Date	Date Rectified	Initial
OPERATION						
 CRUSHING, FALLING	HIGH 22	MEDIUM 15	1 Week	17-Feb-21		
<p>Risk Treatment Required: Passenger Seat Label</p> <p>Ensure that a clear hazard warning label re: Operator only, No passengers is fitted to the operator area of this item of plant. Passengers must not be carried at anytime. Once fitted this label must be clear and legible at all times whilst this item of plant is in operation.</p> <p>References: AS1319-</p>						
 INCORRECT OPERATION	HIGH 22	HIGH 21	1 Week	17-Feb-21		
<p>Risk Treatment Required: Intended Purpose Statement</p> <p>Ensure that all operators and maintenance persons are familiar with the manufacturers intended purpose for this tractor.</p> <p>Tractors in general are designed predominately for use in agriculture, forestry and community work. The main functions include - to pull, carry, push or provide a power source from the rear.</p> <p>All usage must be within the tractors stated capacities. Operation and attempted operation outside these capacities is considered incorrect usage.</p> <p>All alterations/modifications must be approved by the manufacturer e.g. attachments such as loaders.</p> <p>Be aware that there may be authorities which have restrictions on the usage of this tractor in certain environments e.g road authorities.</p> <p>References: AS/NZS2153.3, Occupational Health & Safety Act & Regulations, Work Health & Safety Act & Regulations-</p>						
 ENTANGLEMENT	HIGH 22	HIGH 21	1 Week	17-Feb-21		
<p>Risk Treatment Required: PTO Mastershield Label</p> <p>Ensure that the PTO (Power Take Off) outlet(s) or PIC (Power Input Connection) connection(s) on this item of plant have clear and legible hazard warning label(s) fitted. Once fitted this label(s) must be in place at all times whilst this item of plant is in operation.</p> <p>Legislation: State Health and Safety Legislation and Regulation</p> <p>References: AS1121</p>						
 INCORRECT OPERATION, OPERATIONAL MALFUNCTION	HIGH 22	MEDIUM 15	1 Week	17-Feb-21		
<p>Risk Treatment Required: Drawbar Capacity Label</p> <p>Ensure that the rear of this item of plant has a hazard warning label adjacent the drawbar/tow hitch re: maximum towing capacity, crushing, keep clear. Once installed it must be present and fully functional and serviceable at all times.</p> <p>Legislation: State Health & Safety Legislation & Regulation</p> <p>References: ISO31000</p>						
 BURNS, EXPLOSION, POISONING	HIGH 22	MEDIUM 15	1 Week	17-Feb-21		
<p>Risk Treatment Required: Tank ID Label</p> <p>Ensure the tank(s) on this item of plant have clear, legible label(s) identifying their contents, and if appropriate any necessary controls re: the contents. Once attached these must be present, clear and legible at all times. (this includes radiator, hydraulic and petrol/diesel tanks)</p> <p>Legislation: State Health & Safety Legislation & Regulation</p> <p>References: Occupational Health & Safety Act & Regulations, Work Health & Safety Act & Regulations-</p>						
 INCORRECT OPERATION	HIGH 22	MEDIUM 15	1 Week	17-Feb-21		
<p>Risk Treatment Required: Pre-op Checklist Tractor</p> <p>Source or develop pre-operational checklist for this Tractor. (Pre-operational checklist is available via the Custom Reports section of Plant Assessor)</p> <p>References: Occupational Health & Safety Act & Regulations, Work Health & Safety Act & Regulations-</p>						
 INCORRECT OPERATION	HIGH 22	MEDIUM 15	1 Week	17-Feb-21		
<p>Risk Treatment Required: SOP Tractor</p> <p>Source or develop Safe Operation Procedures for this Tractor. (Safe Operation Procedures are available via the Custom Reports section of Plant Assessor)</p> <p>References: Occupational Health & Safety Act & Regulations, Work Health & Safety Act & Regulations-</p>						




HAZARD(S)	Prelim. Risk Rating	Residual Risk Rating	Time Frame	Due Date	Date Rectified	Initial
OPERATION						
 INCORRECT OPERATION	HIGH 22	MEDIUM 15	1 Week	17-Feb-21		
<p>Risk Treatment Required: Operation Handbook</p> <p>The manufacturer's operation handbook is not available for this item of plant. A full assessment of the competence of operators must also be undertaken.</p> <p>This handbook must be sourced and made available to all operators and maintenance staff at all times as a requirement of current legislation. If Operation handbook cannot be sourced the operation manual must be developed by a competent person. All personnel who may operate this item of plant must read and be familiar with this handbook prior to operating.</p> <p>Legislation: State Health & Safety Legislation & Regulation</p> <p>References: Occupational Health & Safety Act & Regulations, Work Health & Safety Act & Regulations-</p>						
 CRUSHING	HIGH 22	MEDIUM 15	1 Week	17-Feb-21		
<p>Risk Treatment Required: ROPS seat belt label</p> <p>This item of plant is fitted with a ROPS, ensure an advisory label stating that "seatbelts must be worn" is fitted. Once fitted this label must be present, clean and legible at all times. All operators and passengers must wear seatbelts whilst on this item of plant.</p> <p>References: AS1636</p>						
 COLLISION	HIGH 22	MEDIUM 15	1 Week	17-Feb-21		
<p>Risk Treatment Required: Phone Use label</p> <p>This item of plant must be fitted with an instruction label advising that mobile phones must not be used whilst operating this machine. Accordingly all operators must not use a mobile phone at any time whilst operating machine. If phone use is necessary then operator must place machine in park configuration in a safe position prior to phone use. Operators MUST adhere to this advice at all times.</p> <p>Once fitted this label must be clear and legible at all times whilst this item of plant is in operation.</p> <p>References: AS1319- , ISO31000</p>						
 CRUSHING	HIGH 21	MEDIUM 15	1 Week	17-Feb-21		
<p>Risk Treatment Required: 3PL Crush Zone Label</p> <p>Ensure that the rear of this item of plant has a hazard warning label adjacent the 3PL (three point linkage) area re: crushing, keep clear. Once installed it must be present and fully functional and serviceable at all times.</p> <p>Legislation: State Health & Safety Legislation & Regulation</p> <p>References: AS/NZS2153.3</p>						
 FIRE	HIGH 21	MEDIUM 15	1 Week	17-Feb-21		
<p>Risk Treatment Required: Fire Extinguisher</p> <p>No fire extinguishers are installed on this item of plant. Fire extinguisher(s) to AS 1841 must be present and fully functional and serviceable at all times. They must be readily accessible to the operator. Regular inspections must also be carried out in accordance with the manufacturer's requirements and AS 1851</p> <p>Legislation: State Health & Safety Legislation & Regulation</p> <p>References:</p>						
 HEARING LOSS	HIGH 19	MEDIUM 14	1 Week	17-Feb-21		
<p>Risk Treatment Required: Hearing Protection Label - Operator</p> <p>Prior to operating this item of plant a sound pressure level test must be conducted at the operator work area. If SPL > 85 dB(A) then hazard warning labels re: wearing of hearing protection must be attached. Tools and small items of plant require as large a label as practicable, all other items of plant must have a 50mm label to the operator's console. Once attached these labels must be present, clear and legible at all times whilst this item of plant is in operation.</p> <p>Legislation: State Health & Safety Legislation & Regulation</p> <p>References: AS/NZS1269, AS3781-</p>						

HAZARD(S)	Prelim. Risk Rating	Residual Risk Rating	Time Frame	Due Date	Date Rectified	Initial
OPERATION						
 CRUSHING	MEDIUM 15	MEDIUM 15	1 Month	12-Mar-21		
<p>Risk Treatment Required: ROPS Label</p> <p>Attach hazard warning label stating that the ROPS must not be damaged at any time (including cuts, drill holes and welds). This label must be present, clean and legible at all times.</p> <p>Legislation: State Health & Safety Legislation & Regulation</p> <p>References: AS1636</p>						
 BURNS, ENTANGLEMENT, SHEARING	MEDIUM 14	MEDIUM 13	1 Month	12-Mar-21		
<p>Risk Treatment Required: Engine Guard Label</p> <p>Ensure all engine guards have a hazard warning label which states that the guard must not be opened unless the engine is not running and all moving parts behind have stopped. These labels must be present and fully functional and serviceable at all times whilst this item of plant is in operation.</p> <p>Legislation: State Health & Safety Legislation & Regulation</p> <p>References: AS/NZS4024.1201, AS1319-</p>						
 COLLISION, CRUSHING	MEDIUM 12	LOW 6	1 Month	12-Mar-21		
<p>Risk Treatment Required: Warning Device (horn)</p> <p>Ensure that this item of plant is fitted with a fully functional audible warning device such as a horn. Once installed this must be easily accessed by the operator, and easily identifiable by nearby pedestrians.</p> <p>Once installed, Operators should ensure the warning devices are functional at the start of each shift, by completing pre-start checklists. Warning devices should operate automatically where appropriate (eg reversing)</p> <p>Legislation: State Health & Safety Legislation & Regulation</p> <p>References: AS/NZS2153, ISO7731</p>						
 COLLISION	MEDIUM 9	LOW 5	1 Month	12-Mar-21		
<p>Risk Treatment Required: Recovery Point Label</p> <p>Ensure that this item of plant is fitted with a hazard warning label adjacent the recovery tow point which states "Recovery tow point – Read manufacturer's towing instructions before towing". Failure to do so could result in DEATH or SERIOUS INJURY.</p> <p>Once fitted this label must be clear and legible at all times whilst this item of plant is in operation.</p> <p>References: ISO31000</p>						
DESIGN COMPLIANCE						
 ENTANGLEMENT	CRITICAL 24	MEDIUM 15	Immediate	10-Feb-21		
<p>Risk Treatment Required: PTO Mastershield</p> <p>Ensure that the PTO (Power Take Off) outlet(s) or PIC (Power Input Connection) connection(s) on this item of plant are guarded. Once fitted this guard(s) must be in place at all times whilst this item of plant is in operation.</p> <p>Legislation: State Health and Safety Legislation and Regulation</p> <p>References: AS1121</p>						
 COLLISION	HIGH 22	MEDIUM 15	1 Week	17-Feb-21		
<p>Risk Treatment Required: Beacon</p> <p>A 55 watt amber rotating safety beacon or strobe light must be fitted to this item of plant prior to operation which meets the following criteria during normal daylight -</p> <ul style="list-style-type: none"> - Is visible up to 200m in all directions (allowing for intermittent obstruction from the plant structure whilst the plant is in operation) - Is fitted in the most appropriate location on machine to maximise visibility without risking continual damage <p>NOTE: more than one beacon may need to be fitted to meet these criteria</p> <p>Once fitted this beacon must be fully functional at all times whilst the item of plant is in operation</p> <p>Legislation: State Health & Safety Legislation & Regulation</p> <p>References: AS/NZS4024.1201</p>						

HAZARD(S)	Prelim. Risk Rating	Residual Risk Rating	Time Frame	Due Date	Date Rectified	Initial
DESIGN COMPLIANCE						
 CRUSHING	HIGH 22	MEDIUM 15	1 Week	17-Feb-21		
<p>Risk Treatment Required: Ag ROPS</p> <p>Ensure a Rollover Protective Structure (ROPS) to AS 1636 is fitted to this item of plant prior to operation. A permanent label stating this standard must be attached to the structure. It must also carry a warning label re: wearing of seat belts whilst operating this item of plant.</p> <p>Legislation: State Health & Safety Legislation & Regulation</p> <p>References: AS1636</p> <p>Assessor Comments: No ROPS certification visible. Contact OEM prior to use of this item for further information regarding this structure. No Roll Over Protection may be provided by this structure to the operator which could result in serious injury or death.</p>						
 COLLISION, CRUSHING	HIGH 22	MEDIUM 15	1 Week	17-Feb-21		
<p>Risk Treatment Required: Loose Items - Operator Work Area</p> <p>Ensure all items that could cause harm to the operator in the event of a collision or rollover are securely restrained.</p> <p>References: ISO31000</p>						
 CRUSHING	HIGH 22	MEDIUM 15	1 Week	17-Feb-21		
<p>Risk Treatment Required: Seat Belt</p> <p>Ensure that this item of plant is fitted with an operator seat belt which is free from damage, and permanently and sturdily attached. Once fitted operators must use this seat belt at all times during operation.</p> <p>References: ISO3776.1</p> <p>Assessor Comments: Seat belt damaged.</p>						
 ENTANGLEMENT	HIGH 22	MEDIUM 15	1 Week	17-Feb-21		
<p>Risk Treatment Required: Engine Guards</p> <p>Ensure the engine fan, alternator belts, pulleys and gears are guarded. These guards must be present and fully functional and serviceable at all times whilst this item of plant is in operation.</p> <p>Legislation: State Health & Safety Legislation & Regulation</p> <p>References: AS/NZS4024.1601</p>						
 COLLISION, CRUSHING, ENTANGLEMENT, STRIKING	HIGH 22	MEDIUM 15	1 Week	17-Feb-21		
<p>Risk Treatment Required: Neutral Start</p> <p>This item of plant does not have a neutral start control in place. Ensure that a neutral start control is in place prior to operating this item of plant.</p> <p>Once fitted it must be fully functional and serviceable at all times whilst this item of plant is in operation.</p> <p>Legislation: State Health & Safety Legislation & Regulation</p> <p>References: AS4024.1603</p>						
 COLLISION, POOR VISIBILITY	HIGH 22	MEDIUM 15	1 Week	17-Feb-21		
<p>Risk Treatment Required: Machine Lights</p> <p>This item of plant is not fitted with self contained lighting such as head lights, reversing lights, front and rear lighting to the work area, lighting to the operator controls and work areas. Appropriate self contained lighting must be fitted prior to any night or reduced light conditions operation.</p> <p>Once fitted these lights must be fully functional and serviceable at all times whilst this item of plant is in operation.</p> <p>References: AS/NZS2153</p>						
 POOR VISIBILITY	HIGH 21	MEDIUM 15	1 Week	17-Feb-21		
<p>Risk Treatment Required: Windscreen Wipers</p> <p>Ensure that this item of plant is fitted with fully functional windscreen wipers and washers. Once installed they must be maintained fully functional and serviceable at all times.</p> <p>Legislation: State Health & Safety Legislation & Regulation</p> <p>References: AS/NZS4024.1201</p>						


HAZARD(S)	Prelim. Risk Rating	Residual Risk Rating	Time Frame	Due Date	Date Rectified	Initial
DESIGN COMPLIANCE						
 INCORRECT OPERATION	HIGH 20	MEDIUM 14	1 Week	17-Feb-21		
<p>Risk Treatment Required: Intuitive Controls</p> <p>The controls fitted to this item of plant must be orientated so that the movement of the control is consistent with the action of the machine e.g. moving a control lever to the left results in the machine turning to the left.</p> <p>Once achieved this design feature must be maintained at all times whilst this item of plant is in operation.</p> <p>References: AS/NZS4024.1906</p>						
 INCORRECT OPERATION, SLIPPING	HIGH 17	LOW 6	1 Week	17-Feb-21		
<p>Risk Treatment Required: Control Levers/Pedals/Buttons</p> <p>Ensure all controls including all levers, buttons, pedals, switches etc. are non-slip and free from damage prior to operating this item of plant. These conditions must be maintained to this level at all times whilst operating this item of plant.</p> <p>Legislation: State Health & Safety Legislation & Regulation</p> <p>References: AS/NZS4024.1901</p>						
 COLLISION, POOR VISIBILITY	MEDIUM 12	MEDIUM 11	1 Month	12-Mar-21		
<p>Risk Treatment Required: Operator Mirrors</p> <p>At least two (2) operator rear view mirrors must be fitted to this item of plant prior to operation. These mirrors must be ergonomically placed to enable the operator clear view around the item of plant. Once fitted they must be fully functional and correctly maintained at all times. There must always be at least one mirror on each side to provide rear vision to the operator to avoid striking bystanders and objects.</p> <p>Legislation: State Health & Safety Legislation & Regulation.</p> <p>References: AS/NZS2153, AS/NZS4024.1201</p>						
 BURNS, ELECTRIC SHOCK	MEDIUM 12	LOW 6	1 Month	12-Mar-21		
<p>Risk Treatment Required: Battery Cover</p> <p>Ensure that all batteries fitted to this item of plant constrained to prevent displacement & fitted with a permanent sturdy cover which allows for ventilation.</p> <p>Once achieved the constraint and cover must be present, fully functional and serviceable at all times whilst this item of plant is in operation.</p> <p>Legislation: State Health & Safety Legislation & Regulation</p> <p>References: AS/NZS4024.1201</p>						
 FALLING, SLIPPING	MEDIUM 12	LOW 6	1 Month	12-Mar-21		
<p>Risk Treatment Required: Access/Egress Instruction Label</p> <p>Ensure the access and egress to the cabin/work area has an instruction label fitted with the following information as a minimum -</p> <p>All personnel must -</p> <ol style="list-style-type: none"> 1. Always face the item of plant during access and egress. 2. Always maintain three points of contact during access and egress. 3. Ensure the steps are clean. 4. Never jump off machine. <p>Once fitted this label must be clear and legible at all times whilst this item of plant is in operation.</p> <p>References: ISO31000, ISO4252</p>						
 STRAINS	MEDIUM 9	LOW 1	1 Month	12-Mar-21		
<p>Risk Treatment Required: Operator Seat</p> <p>An ergonomic seat which is free from damage and tears must be permanently and securely fitted to the operator work area of this item of plant prior to operation. Once fitted the seat must be fully functional and serviceable at all times.</p> <p>Legislation: State Health & Safety Legislation & Regulation</p> <p>References: AS/NZS2153, AS/NZS4024.1401</p> <p>Assessor Comments: Seat damaged.</p>						







HAZARD(S)	Prelim. Risk Rating	Residual Risk Rating	Time Frame	Due Date	Date Rectified	Initial
DESIGN COMPLIANCE						
 DEHYDRATION, HEAT STROKE	MEDIUM 9	LOW 4	1 Month	12-Mar-21		
<p>Risk Treatment Required: Air Conditioning</p> <p>Dust, exhaust fumes, chemical fumes, sunstroke and sunburn pose serious risks to the operator, both short and long term. These hazards are controlled by the presence of an air conditioned operator cabin. If the air conditioner is out of service and the cabin does not have windows that open then operation of this item of plant must cease until the air conditioner is repaired.</p> <p>Legislation: State Health & Safety Legislation & Regulation</p> <p>References: ISO31000</p>						
MAINTENANCE						
 COLLISION, CRUSHING	CRITICAL 25	MEDIUM 15	Immediate	10-Feb-21		
<p>Risk Treatment Required: Brakes</p> <p>The brakes fitted to this item of plant must be fully functional at all times whilst this item of plant is in operation. The brakes on this item of plant require remedial action before operating this machine. The brakes must be regularly inspected and tested. These inspections and tests must be documented as part of your plant safety programme.</p> <p>Legislation: State Health & Safety Legislation & Regulation</p> <p>References: AS/NZS2153</p> <p>Assessor Comments: Brakes must be tested prior to use.</p>						
 BURNS, STRIKING	HIGH 22	MEDIUM 15	1 Week	17-Feb-21		
<p>Risk Treatment Required: Hydraulic Damage</p> <p>The hydraulic hoses to this item of plant must be free from damage and have protection against damage arising from contact with the plant structure. Replacement hoses or protection must be installed as per the time frame above. Once installed, ensure that hoses and protection are in place at all times whilst this item of plant is in operation. Inspection of the hoses and protection should be conducted regularly and documented as part of your plant safety programme.</p> <p>Legislation: State Health & Safety Legislation & Regulation</p> <p>References: AS2671, AS4024, ISO4413</p> <p>Assessor Comments: Ensure that all hydraulic hoses are inspected by a competent person and any damaged hoses are replaced and secured correctly prior to operation.</p>						
 INCORRECT OPERATION	HIGH 22	MEDIUM 15	1 Week	17-Feb-21		
<p>Risk Treatment Required: Maintenance Manual</p> <p>The manufacturer's maintenance manual(s) are not available for this item of plant</p> <p>These manuals must be sourced and made freely available to all persons carrying out maintenance activities as a requirement of current legislation. If these manuals cannot be sourced, the maintenance manual(s) must be developed by a competent person, and then made available to all relevant persons.</p> <p>Legislation: State Health & Safety Legislation & Regulation</p> <p>References: Occupational Health & Safety Act & Regulations, Work Health & Safety Act & Regulations-</p>						
 COLLISION, INSTABILITY	HIGH 22	MEDIUM 15	1 Week	17-Feb-21		
<p>Risk Treatment Required: Tyres</p> <p>The tyres and wheel components must be inspected as part of a "pre start" checklist before operating this item of plant. If any faults are detected, these must be rectified prior to commencement of operation. These inspections must be documented as part of your plant safety programme.</p> <p>Legislation: State Health & Safety Legislation & Regulation</p> <p>References: ISO31000</p> <p>Assessor Comments: Rear tyre damaged and front tyres worn.</p>						






HAZARD(S)	Prelim. Risk Rating	Residual Risk Rating	Time Frame	Due Date	Date Rectified	Initial
MAINTENANCE						
 OPERATIONAL MALFUNCTION	HIGH 22	LOW 2	1 Week	17-Feb-21		
<p>Risk Treatment Required: Major Fluid Leaks</p> <p>This item of plant has a major leak. Please refer to assessor comments for location and nature of leak. This leak(s) must be repaired immediately. Once repaired this unit must remain free from major leaks at all times whilst this item of plant is in operation. (this includes engine, transmission, cooling system, air, fuel, drive line, wheel hubs, steering and hydraulics).</p> <p>References: ISO31000</p> <p>Assessor Comments: Oil leaks.</p>						
 OPERATIONAL MALFUNCTION	HIGH 21	MEDIUM 15	1 Week	17-Feb-21		
<p>Risk Treatment Required: Service Records</p> <p>Service and maintenance records are not available for this item of plant.</p> <p>This risk assessment will form the basis of your records for this item of plant. Service and maintenance records must be developed and maintained as part of your plant safety management programme. This includes regular inspections re: the general condition of the item of plant including (but not limited to) tyre condition, oil levels and wear and tear on critical items such as brakes and steering, etc. All OEM prescribed, scheduled and non scheduled maintenance must also be documented as part of these records.</p> <p>Legislation: State Health & Safety Legislation & Regulation</p> <p>References: Occupational Health & Safety Act & Regulations, Work Health & Safety Act & Regulations-</p>						
 POOR VISIBILITY	MEDIUM 9	LOW 4	1 Month	12-Mar-21		
<p>Risk Treatment Required: Windows & Screens</p> <p>Ensure all cabin/work area safety glass windows and screens are provided and kept clean and free from cracks and other damage prior to operating this item of plant.</p> <p>Legislation: State Health & Safety Legislation & Regulation</p> <p>References: AS/NZS2153, AS/NZS4024.1201</p> <p>Assessor Comments: Windows and door not fitted.</p>						

SECTION 5 RISK TREATMENTS IN PLACE

This section of the report pertains to risk treatments currently in place on this item of plant. This section must be read in conjunction with the safety section of the manufacturers handbook. All operators must read and understand the entire contents of this section prior to operating this item of plant. These treatments or equivalent must remain in place at all times whilst this item of plant is in operation.

HAZARD(S)	Prelim. Risk Rating	Residual Risk Rating
OPERATION		
 CRUSHING	HIGH 22	MEDIUM 15
<p>Risk Treatment In Place: 3rd Arm Connection Point</p> <p>No load must be towed from any point above the centre line of the rear diff/axle. This includes the 3rd arm, the 3rd arm connection point and 3PL lifting arms.</p> <p>References: AS/NZS2153</p>		

HAZARD(S)	Prelim. Risk Rating	Residual Risk Rating
DESIGN COMPLIANCE		
 BURNS, STRIKING	HIGH 22	MEDIUM 15
<p>Risk Treatment In Place: Hydraulic Hoses</p> <p>This item of plant has hydraulic hoses. These hoses must be inspected each day or before each use for wear and tear. If there are visible signs of wear immediate action must be taken to control the risk arising from this wear. These inspections must be documented.</p> <p>Hydraulic fluid at high pressure can penetrate the skin, never use any part of your body to check for leaks. If oil penetrates the skin seek medical advice immediately. Always use a piece of cardboard or similar to check for suspected leaks.</p> <p>Hydraulic pressure can be stored and is a hazard. Before disconnection or connection of hydraulic hoses complete the following steps -</p> <ol style="list-style-type: none"> 1. Stop engine 2. Keep all bystanders clear of the work area 3. Refer to operators manual as to methods to release pressure 4. Wait 5 minutes <p>References: AS2671, AS4024</p>		
 ENTRAPMENT	HIGH 21	MEDIUM 15
<p>Risk Treatment In Place: Two Operator Exits</p> <p>The operator cabin/work area on this item of plant has a minimum of two (2) possible exits. These must be functional and accessible at all times whenever the item of plant is manned, whether during operation or maintenance activities.</p> <p>References: AS/NZS2153</p>		
 COLLISION, CRUSHING	CRITICAL 24	MEDIUM 15
<p>Risk Treatment In Place: Left/Right Brake Pedals</p> <p>This item of plant fitted with individual left and right brake pedals, which have a sturdy, permanently attached connecting device which locks the brake pedals together to ensure that both pedals are depressed uniformly during straight line operation. This device must be present at all times during operation.</p> <p>References: ISO31000</p>		
 COLLISION, CRUSHING	CRITICAL 24	MEDIUM 15
<p>Risk Treatment In Place: Park Brake</p> <p>This item of plant is fitted with a fully functional park (hand) brake which meets the following requirements –</p> <ol style="list-style-type: none"> 1. Is separate to the service brakes 2. Has a device which maintains the brake in the on position until intentionally disengaged & 3. Requires at least two separate and distinct movements to disengage the park brake. <p>The park brake must be regularly inspected and tested. These inspections and tests must be documented as part of your plant safety programme.</p> <p>References: ISO31000</p>		
 SLIPPING	MEDIUM 12	LOW 6
<p>Risk Treatment In Place: Operator Work Area Access/Egress</p> <p>Safe access and egress to the cabin/work area(s) must be maintained at all times whilst this item of plant is in operation. It must be non slip, free from damage, located at a height so as to not cause undue body stresses and strains with three points of contact available to personnel at all times.</p> <p>All personnel must -</p> <ol style="list-style-type: none"> 1. Always face the item of plant during access and egress. 2. Always maintain three points of contact during access and egress. 3. Never carry an object(s) in his/her hand(s) during access and egress. 4. Never jump off machine. <p>References: AS/NZS2153.3, AS1657, ISO4252</p>		
 STRAINS	HIGH 19	LOW 5
<p>Risk Treatment In Place: Controls Ergonomics</p> <p>All controls including all levers, buttons, pedals, switches etc, are placed near the operator work position and are easy to reach and operate during the execution of the operator's normal duties. This applies for all persons within the 95th percentile of the normal population distribution.</p> <p>References: AS/NZS4024.1901</p>		

HAZARD(S)	Prelim. Risk Rating	Residual Risk Rating
DESIGN COMPLIANCE		
 BURNS	MEDIUM 9	LOW 5
<p>Risk Treatment In Place: Exhaust</p> <p>The engine exhaust on this item of plant is fitted with a guard to prevent injury to any person and control the risk of initiating a fire. It must be present and fully functional and serviceable at all times whilst this item of plant is in operation.</p> <p>References: AS/NZS4024.1201</p>		
 INCORRECT OPERATION, SLIPPING	MEDIUM 9	LOW 4
<p>Risk Treatment In Place: Operator Floor</p> <p>All work area floors are non-slip and free from damage & debris.</p> <p>Floor area must remain non-slip and free from damage & debris, including rubbish, tools and other items, at all times whilst this item of plant is in use.</p> <p>References: AS/NZS2153, AS/NZS4024.1201</p>		
 OPERATIONAL MALFUNCTION	HIGH 22	LOW 2
<p>Risk Treatment In Place: Plant Modification</p> <p>The plant is in original condition.</p> <p>References:</p>		
 INCORRECT OPERATION, INSTABILITY	CRITICAL 24	LOW 1
<p>Risk Treatment In Place: Drawbar</p> <p>The drawbar/tow hitch on this item of plant is below the centre line of the drive diff/axle. This must not be modified so that it is above the centre line of the drive diff/axle. No load must be towed from any point above the centre line of the drive diff/axle. This includes the 3rd arm and 3PL lifting arms.</p> <p>References: AS/NZS2153</p>		
MAINTENANCE		
 CURRENT OR PREVIOUS STRUCTURAL DAMAGE	CRITICAL 25	MEDIUM 15
<p>Risk Treatment In Place: Structural Integrity</p> <p>Regular checks for structural damage must be undertaken. Look for cracks in frames/chassis (current or repaired), bends or damage to structural components, etc.</p> <p>References:</p>		

SECTION 6 IMAGES AND NOTES



TYPE	Tractor - Rigid	Report Number	OSS 20210210-0934
MAKE	John Deere	Date	10-Feb-2021
MODEL	3130	Created By	Geoff Gleeson
ENGINE NUMBER	273939CD	Assessor	Geoff Gleeson
		Assist. Assessor(s)	
		Agent	Mannes Agencies
		Lot Number	04
		Location	Farm 47
		Assessment Purpose	Sale
		State	NSW

PURCHASER ACKNOWLEDGEMENT

I the undersigned acknowledge that I have read and understand the risk management report described above. I also acknowledge that I have received a copy of this risk management report. I also acknowledge that I am authorised to sign on behalf of the purchaser.

Name _____
 Company Name _____
 Position _____
 Signature _____
 Date _____

The manufacturer's operational & maintenance handbooks have been supplied,
 (circle one) YES NO (initial) _____

Please transfer this assessment to my Plant Assessor membership as a (circle one) HIRE / PLANT IN USE assessment.
 My Plant Assessor username is _____

