

Melaleuca

MURRAY GREY STUD

On Property Bull Sale

Monday 22nd February 2021
Commencing at 1pm



Lot 83 - Melaleuca Quicksilver Q23

Richard & Christine Metcalfe
Pfeiffer Road, Manypeaks via Albany
Phone: (08) 9846 8001
Mobile: 0458 468 003





Lot 80 - Melaleuca Quarterback Q3



Lot 82 - Melaleuca Quicksilver Q22



Lot 84 - Melaleuca Quicksilver Q26

Welcome

*We would like to thank you for your attendance at our on property sale.
Please feel free to contact us at any time if you have any queries.*

Introduction

Melaleuca stud was founded in 1997 following the dissolving of the family partnership that conducted the Springwell Stud. The foundation for the Melaleuca herd comprised of 150 cows from the Springwell herd which originally commenced breeding Murray Greys in 1973.

What a vibrant time to be in the beef industry! In particular, the cow/calf producer is reaping the rewards of sticking with the industry.

Murray Greys are able to access the majority of these good markets and with the lower cost of Murray Grey genetics, good profitability follows.

This years offering are all sired by homebred sires, consolidating the bloodlines that have been working for us. In particular, M64 and K303 are proving to be outstanding stud sires. M64's mob was pregnancy tested recently with 53 pregnancies confirmed from 58 cows in a 9 week mating period. This was achieved despite a tough autumn.

This year's bulls have had access to silage in the autumn and some good oaten hay from New Year to sale day. They are match fit and should adjust easily to a new environment.

This year we will be featuring our sale on AuctionsPlus. For more information about this system please contact us.

We will again be holding our Field Day Friday 12th February 2021 or presale inspection can be arranged individually.

Husbandry

No Melaleuca animals have been hoof trimmed and the herd is annually pregnancy tested.

Vaccinations

As part of our ongoing health program, this year all of our bulls have been vaccinated to prevent Infectious Bovine Rhinotracheitis (IBR). IBR is the most common clinical syndrome associated with Bovine Herpesvirus-1 (BHV-1) infection in Australian cattle herd.

All calves are vaccinated with 7:1 at calf marking and booster vaccination.

All bulls have been vaccinated for Vibriosis and booster vaccination.

All bulls have been vaccinated for Pestivirus and booster vaccination.

All bulls have been vaccinated with Piliguard for Pink Eye.

All bulls were Pestivirus tested negative.

Semen Tested

All bulls were Semen Tested by Landmark Breeding Services and were guaranteed fit for service on the 22nd October 2020.

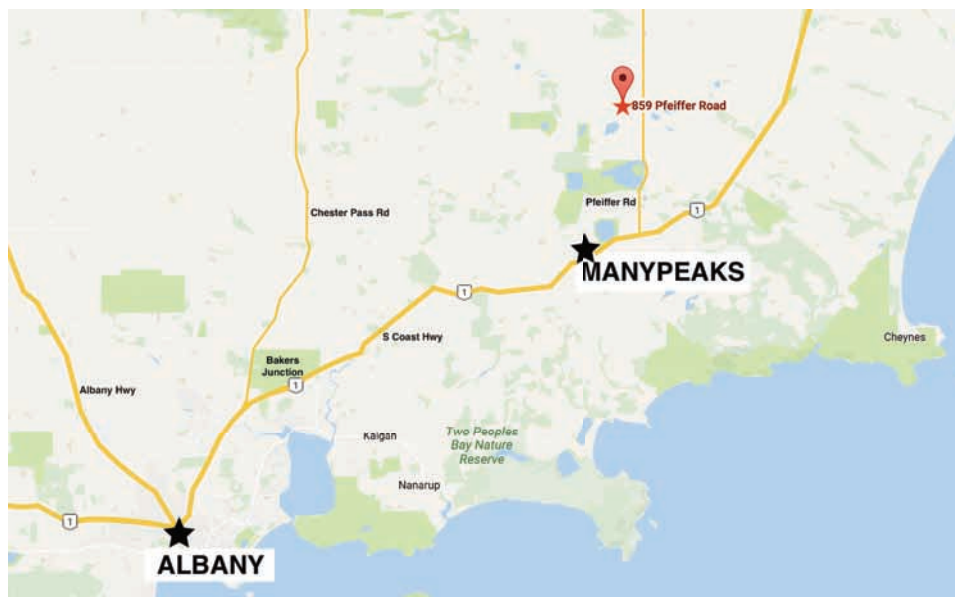
Johne's Beef Association Score

Melaleuca Murray Greys are a JBAS 8 herd.

Inspection

Bulls will be penned by 10am on the day of the sale for inspection, or prior by arrangement.

We will also be conducting a Field Day on Friday 12th February between 1pm & 5pm. The bulls will be penned for your viewing.



Refreshments

A Luncheon and Refreshments will be available on sale day.

Auction

All bulls will be sold under the Landmark Conditions of Auction Sales.

The Auction price will be GST exclusive.

Insurance

We recommend that Bulls are insured. We use and recommend Darrell Panizza at Wesfarmers Federation Insurance. Darrell will be available on sale day or he can be contacted on Mobile: 0427 429 496 Office: (08) 9842 7897.

Delivery

Bulls will not be available for delivery on sale day.

We will deliver all bulls personally to properties within 1000km of Manypeaks and provide \$500 freight assistance to Eastern States purchasers.

Bulls will be delivered using a semi trailer.

Please advise if your yards are not accessible by a semi trailer.

Guarantee

All bulls offered are guaranteed to be fertile and capable of natural service at the date of the sale, and for a period of six months there-after. No warranty is given for any bull which becomes infertile or incapable of natural service due to injury or disease. The vendor retains the right to obtain veterinary confirmation of any claim. As an added assurance for purchasers, the vendor is prepared to offer a separate comprehensive guarantee for any bull which becomes incapable of natural service due to the development of Premature Spiral Deviation of the Penis (PSDP). This is a condition that can occur in all breeds and is not fully understood. Its occurrence may be genetic, or environmental, or a mixture of both. If such a claim is substantiated by a veterinary declaration within the first year of service a refund of the full purchase price less the meat value of the bull will be issued.

ESTIMATED BREEDING VALUES (EBVs)

An animal's breeding value is its genetic merit, half of which will be passed on to its progeny. While we will never know the exact breeding value, for performance traits it is possible to make good estimates. These are called Estimated Breeding Values (EBVs). The EBV is therefore the best estimate of an animal's genetic merit for that trait. EBVs are expressed as the difference between an individual animal's genetics and the genetic base to which the animal is compared.

ACCURACY

An accuracy value is presented with every EBV and gives an indication of the amount of information that has been used in the calculation of that EBV. The higher the accuracy, the lower the likelihood of change in the animal's EBV as more information is analysed for that animal or its relatives.

Accuracy Range	Interpretation
LESS THAN 50%	Low accuracy and should be considered a preliminary estimate. The EBV could change substantially as more performance information becomes available.
50 - 74%	Medium accuracy, usually based on the animal's own records and pedigree.
75 - 90%	Medium-high accuracy and usually includes some progeny information. Becoming a more reliable indicator of the animal's value as a parent.
90% and above	High accuracy. It is unlikely that the EBV will change much with the addition of more progeny data.

CALVING EASE

Calving Ease EBVs are based on birth difficulty scores, birth weights and gestation length information. More positive EBVs are favourable and indicate easier calving.

Calving Ease Direct indicates how this animal influences the birth of its progeny.

Calving Ease Daughters indicates how well the animal produces daughters that have easier calving.

BIRTH

Gestation Length EBV (days) is based on AI records. Lower (negative) GL EBVs indicate easier calving and increased growth after birth.

Birth Weight EBV (kg) is based on the measured birth weight of animals, adjusted for dam age. The lower the value the lighter the calf at birth and the lower the likelihood of a difficult birth. This is particularly important when selecting sires for use over heifers.

FERTILITY

Scrotal Size EBV (cm) is an indicator of male fertility in regards to semen quality and quantity. Higher (positive) EBVs indicate higher fertility. SS is also positively associated with female fertility.

Days to Calving EBV (days) is an indicator of female fertility based on the time between the cow's first exposure to a bull and when she subsequently calves. Cows that calve late in the season or fail to calve are penalised. This is more useful as a sire trait. Lower (negative) EBVs are preferred indicating shorter days to calving for the sire's daughters.

GROWTH

200-Day Milk EBV (kg) is an estimate of an animal's milking ability. For sires, this EBV is indicative of their daughter's milking ability as it affects the 200-day weight of their calves.

200-Day Growth EBV (kg) is calculated from the weight of animals taken between 80 and 300 days of age. Values are adjusted to 200 days and for dam age. This EBV is the best single estimate of an animal's genetic merit for growth to early ages.

400-Day Weight EBV (kg) is calculated from the weight of progeny taken between 301 and 500 days of age, adjusted to 400 days and for dam age. This EBV is the best single estimate of an animal's genetic merit for yearling weight.

600-Day Weight EBV (kg) is calculated from the weight of progeny taken between 501 and 900 days of age, adjusted to 600 days and for dam age. This EBV is the best single estimate of an animal's genetic merit for growth beyond yearling age.

Mature Cow Weight EBV (kg) is an estimate of the genetic difference in cow weight at 5 years of age. Smaller, or more moderate EBVs are generally more favourable.

CARCASE

Carcase Weight EBV (kg) estimates the genetic difference in carcass weight at a standard age of 650 days.

Eye Muscle Area EBV (cm²) estimates genetic differences in eye muscle area at the 12/13th rib site of a 300kg dressed carcass. More positive EBVs indicate better muscling on animals.

Rib Fat EBV (mm) estimates the genetic differences in fat depth at the 12/13th rib in a 300kg dressed carcass. More positive EBVs indicate more subcutaneous fat and earlier maturity.

Rump Fat EBV (mm) estimates the genetic differences in fat depth at the P8 site of a 300kg dressed carcass. More positive EBVs indicate more subcutaneous fat and earlier maturity.

Retail Beef Yield Percent EBV (%) represents total (boned out) meat yield as a percentage of a 300kg dressed carcass. A more positive EBV indicates higher percentage yield for the 300kg carcass size.

Intra-muscular Fat Percent EBV (%) is an estimate of the genetic difference in the percentage of intra-muscular fat at the 12/13th rib site in a 300kg carcase. Depending on market targets, larger more positive values are generally more favourable.

SELECTION INDICES

Vealer Terminal Index: Estimates the genetic differences between animals in net profitability per cow joint for an example crossbred commercial herd (ie. using Murray Grey bulls over British bred females) targeting vealer production. Vealers are finished on grass and marketed at 365kg live weight (average 200kg HSCW and 9mm P8 fat depth) at 10 months of age. Daughters are NOT retained for breeding and so no consideration is given to maternal traits (ie. calving ease daughters, female fertility, mature cow weight).

Supermarket Index: Estimates the genetic differences between animals in net profitability per cow joined for an example Murray Grey commercial herd targeting production of steers for the domestic supermarket trade. Steers are either finished on grass, or grain fed for 70 days, and marketed at 470kg live weight (average 260kg HSCW and 12mm fat) at 15 months of age. Daughters are retained for breeding.

EU Heavy Steer Index: Estimates the genetic differences between animals in net profitability per cow joined for an example Murray Grey commercial herd targeting pasture finished steers for heavier grass fed markets such as the EU & Korean market. Steers are assumed marketed at 620kg live weight (340kg HSCW and 14mm P8 fat depth) at 24 months of age. Daughters are retained for breeding.

Average GROUP EBVs for the 2017-drop calves analysed in the 2018 Summer Murray Grey GROUP BREEDPLAN

Birth Weight	200-Day Growth	400-Day Weight	600-Day Weight	Mature Cow Weight	Milk	Scrotal Size
+3.6	+23	+37	+53	+54	+4	+0.5

Carcase Weight	EMA	Rib Fat	Rump Fat	Retail Beef Yield	IMF%
+32	+1.7	-0.2	-0.2	+0.9	+0.0

VT	SUP	EU
+38	+39	+55

The Murray Grey GROUP BREEDPLAN Estimated Breeding Values contained in this Sale Catalogue were compiled by the Agricultural Business Research Institute (ABRI) from data supplied by the breeders. Neither the Murray Grey Beef Cattle Society nor the ABRI oversee or audit the collection of this data.

REFERENCE SIRES

WOODBOURN HOT EXPECTATIONS H71 (PB)

Born: 24/08/2012 Tattoo: 4W H71 Colour: Silver Genetic Status: CAI AMU NHU

GNOLEDA ADVANCE (PB) (AI)
GNOLEDA ZAC (PB)
GNOLEDA TRUDY T32 (PB) (AI)

Sire: NAWARRA BANANA BENDER (PB)

SABER MIRROOL (PB)
SPRINGWELL BANANA T43 (PB)
SPRINGWELL BANANA Q146 (PB)

Lots 88, 89, 90, 93, 97

NEWHAVEN PARK PERICLES (PB)
JYNDARRA WARRIOR W3 (PB) (AI)
MT VIEW JACINTA M65 (PB)3

Dam: WOODBOURN MISSANGELINE B30 (PB)

DARLINGTON LIGHTNING+91 (PB) (AI) (ET)
PINNAROO ANGELINE X4 (PB)
KALTARA ANGELINE 391 (PB)

November 2020 Murray Grey BREEDPLAN												
Calving Ease (Dir)	Calving Ease (Dtrs)	Gestation Length (Days)	Birth Weight (Kg)	200-Day Weight (kg)	400-Day Weight (kg)	600-Day Weight (kg)	Mature Cow Wt. (kg)	Milk (kg)	Selection Index Values			
									VT Index	Super-market	Heavy Grass	
EBV	-1.7	-0.8	-2.5	+4.2	+31	+53	+67	+58	+2			
<i>Acc</i>	<i>47%</i>	<i>43%</i>	<i>63%</i>	<i>86%</i>	<i>93%</i>	<i>93%</i>	<i>92%</i>	<i>81%</i>	<i>83%</i>			
Scrotal Size (cm)	Days to Calving	Carcase Weight (kg)	Eye Muscle Area (sq. cm)	Rib Fat (mm)	Rump Fat (mm)	Retail Beef Yield (%)	IMF %	Selection Index Values				
								VT Index	Super-market	Heavy Grass		
+1.3	-2.5	+45	+2.9	+0.2	+0.2	+1.0	+0.1					
<i>87%</i>	<i>44%</i>	<i>83%</i>	<i>71%</i>	<i>81%</i>	<i>81%</i>	<i>78%</i>	<i>74%</i>	+\$46	+\$55	+\$69		

WOODBOURN KERNEL K78 (PB)

Born: 16/09/2014 Tattoo: 4W K78 Colour: Grey Genetic Status: CAI AMU NHU

MONTEREY EXCEPTIONAL (PB)
MELALEUCA ARTILLARY A16 (PB)
MELALEUCA ESMERELDA U65 (PB) (AI)

Sire: WOODBOURN GALAXY G107 (PB)

WARROOK HASSETT Q10+95 (PB) (AI)
WOODBOURN PEGGY T42 (PB)
WOODBOURN PEGGY P108 (PB)

Lot 80

WOODBOURN TED-E-BEAR (PB)
WOODBOURN ROCKET MAN A11 (PB)
WOODBOURN MISS BARBARA T10 (PB)3

Dam: WOODBOURN MISS JEANETTE D1 (PB)

JYNDARRA WARRIOR W3 (PB) (AI)
WOODBOURN MISS JEANETTE A74 (PB)
WOODBOURN JEANETTE P86 (GR1)

November 2020 Murray Grey BREEDPLAN												
Calving Ease (Dir)	Calving Ease (Dtrs)	Gestation Length (Days)	Birth Weight (Kg)	200-Day Weight (kg)	400-Day Weight (kg)	600-Day Weight (kg)	Mature Cow Wt. (kg)	Milk (kg)	Selection Index Values			
									VT Index	Super-market	Heavy Grass	
EBV	-3.5	-1.5	-0.9	+2.9	+23	+38	+59	+61	+8			
<i>Acc</i>	<i>47%</i>	<i>33%</i>	<i>52%</i>	<i>82%</i>	<i>86%</i>	<i>86%</i>	<i>85%</i>	<i>71%</i>	<i>55%</i>			
Scrotal Size (cm)	Days to Calving	Carcase Weight (kg)	Eye Muscle Area (sq. cm)	Rib Fat (mm)	Rump Fat (mm)	Retail Beef Yield (%)	IMF %	Selection Index Values				
								VT Index	Super-market	Heavy Grass		
+0.3	-3.1	+40	+3.0	-0.3	-0.3	+1.8	-0.2					
<i>67%</i>	<i>35%</i>	<i>74%</i>	<i>60%</i>	<i>70%</i>	<i>70%</i>	<i>66%</i>	<i>62%</i>	+\$34	+\$41	+\$62		

REFERENCE SIRES

MELALEUCA KLEIN K303 (PB)

Born: 12/07/2014 Tattoo: MCA K303 Colour: Silver Genetic Status: CAF AMU NHU

LINDSAY STARBRIGHT Y47 (PB)

THE ULTIMATE CLASSIC (PB)

LINDSAY KATHERINE V4 (PB)

Sire: **WHEELVIEW FROGGY (PB)**

MONTEREY UNIT-HOLDER (PB)

WHEELVIEW LINDA A9 (PB) (AI)

WHEELVIEW LINDA X22 (PB)

Lots 82, 83, 84, 86

SPRINGWELL TRUMP CARD T58 (PB)

MONTEREY CLEAN CARD (PB) (ET)

MONTEREY GEMMA T41 (PB)3

Dam: **MELALEUCA SWALLOW C65 (PB)**

MONTEREY STAR SHINE (PB)

MELALEUCA SWALLOW W22 (PB)

MELALEUCA SWALLOW S79 (PB)

	November 2020 Murray Grey BREEDPLAN											
	Calving Ease (Dir)	Calving Ease (Dtrs)	Gestation Length (Days)	Birth Weight (Kg)	200-Day Weight (kg)	400-Day Weight (kg)	600-Day Weight (kg)	Mature Cow Wt. (kg)	Milk (kg)	\$election Index Values		
EBV	+2.9			+4.1	+29	+43	+59	+52	+10			
<i>Acc</i>	47%			66%	77%	77%	77%	66%	56%			
Scrotal Size (cm)	Days to Calving	Carcase Weight (kg)	Eye Muscle Area (sq. cm)	Rib Fat (mm)	Rump Fat (mm)	Retail Beef Yield (%)	IMF %					
+1.2	-3.0	+36	+1.5	-0.9	-1.3	+1.5	-0.3	VT Index	Super-market	Heavy Grass		
72%	38%	67%	57%	65%	65%	61%	55%	+\$55	+\$52	+\$66		

MELALEUCA LUCK L193 (PB)

Born: 08/04/2015 Tattoo: MCA L193 Colour: Grey Genetic Status: CAF AMU NHU

JYNDARRA WARRIOR W3 (PB) (AI)

WOODBOURN WARRIOR B48 (PB)

WOODBOURN JEANETTE V22 (PB)

Sire: **MELALEUCA GALAXY G59 (PB)**

MONTEREY BLUE RIBBON B95 (PB)

MELALEUCA COPPER E49 (PB)

MELALEUCA COPPER Y168 (PB)

Lot 92

MELALEUCA ALBY A211 (PB)

MELALEUCA EWEN E55 (PB)

MELALEUCA ROSEMARY B55 (PB)3

Dam: **MELALEUCA ANTHEA J41 (PB)**

MELALEUCA VISA V135 (PB)

MELALEUCA ANTHEA Z201 (PB)

MELALEUCA ANTHEA S115 (PB)

	November 2020 Murray Grey BREEDPLAN											
	Calving Ease (Dir)	Calving Ease (Dtrs)	Gestation Length (Days)	Birth Weight (Kg)	200-Day Weight (kg)	400-Day Weight (kg)	600-Day Weight (kg)	Mature Cow Wt. (kg)	Milk (kg)	\$election Index Values		
EBV	-0.1	-3.1		+3.8	+20	+39	+57	+54	+8			
<i>Acc</i>	47%	26%		68%	80%	80%	80%	67%	48%			
Scrotal Size (cm)	Days to Calving	Carcase Weight (kg)	Eye Muscle Area (sq. cm)	Rib Fat (mm)	Rump Fat (mm)	Retail Beef Yield (%)	IMF %					
+0.3		+34	+1.9	-0.9	-1.2	+1.5	-0.2	VT Index	Super-market	Heavy Grass		
74%		70%	56%	64%	64%	60%	52%	+\$35	+\$37	+\$52		

REFERENCE SIRES

MELALEUCA MISSION M64 (PB) (AI)

Born: 16/03/2016 Tattoo: MCA M64 Colour: Grey Genetic Status: CAU AMU NHU

WOODBOURN WARRIOR B48 (PB)
MELALEUCA FRED F22 (PB)
MELALEUCA BETTINA D153 (PB)

Sire: **MELALEUCA JEEP J52 (PB)**

MELALEUCA COMRADE C182 (PB)
MELALEUCA COBALT F69 (PB)
MELALEUCA COBALT V149 (PB)

Lots 81, 85, 87, 91, 95

WOODBOURN W77 (PB)
MELALEUCA CHARLES Z67 (PB)
SPRINGWELL ALICE N56 (PB)3

Dam: **MELALEUCA DAIYA F224 (PB)**

MELALEUCA ALBY A211 (PB)
MELALEUCA DAIYA D87 (PB)
MELALEUCA DAIYA A215 (PB)

November 2020 Murray Grey BREEDPLAN										
	Calving Ease (Dir)	Calving Ease (Dtrs)	Gestation Length (Days)	Birth Weight (Kg)	200-Day Weight (kg)	400-Day Weight (kg)	600-Day Weight (kg)	Mature Cow Wt. (kg)	Milk (kg)	
EBV			-1.0	+5.2	+29	+49	+69	+74	+3	
<i>Acc</i>	47%		52%	68%	78%	78%	80%	69%	46%	
Scrotal Size (cm)	Days to Calving	Carcase Weight (kg)	Eye Muscle Area (sq. cm)	Rib Fat (mm)	Rump Fat (mm)	Retail Beef Yield (%)	IMF %	Selection Index Values		
								VT Index	Super-market	Heavy Grass
+1.6	-2.7	+41	+1.0	-1.6	-2.2	+1.9	-0.3			
75%	35%	70%	56%	67%	67%	63%	57%	+\$51	+\$48	+\$66

MELALEUCA MOON M61 (PB) (AI)

Born: 15/03/2016 Tattoo: MCA M61 Colour: Silver Genetic Status: CAU AMU NHU

WOODBOURN WARRIOR B48 (PB)
MELALEUCA FRED F22 (PB)
MELALEUCA BETTINA D153 (PB)

Sire: **MELALEUCA JEEP J52 (PB)**

MELALEUCA COMRADE C182 (PB)
MELALEUCA COBALT F69 (PB)
MELALEUCA COBALT V149 (PB)

Lots 94, 96

WILLALOOKA YORK Y96 (PB) (AI)
MELALEUCA CORRIGIN C113 (PB) (AI)
MELALEUCA PANSY U66 (PB) (AI)3

Dam: **MELALEUCA ESMERELDA E58 (PB)**

MONTEREY MIDWAY (PB)
MELALEUCA ESMERELDA C104 (PB)
MELALEUCA ESMERELDA Z28 (PB)

November 2020 Murray Grey BREEDPLAN										
	Calving Ease (Dir)	Calving Ease (Dtrs)	Gestation Length (Days)	Birth Weight (Kg)	200-Day Weight (kg)	400-Day Weight (kg)	600-Day Weight (kg)	Mature Cow Wt. (kg)	Milk (kg)	
EBV			-1.1	+5.4	+31	+44	+59	+53	+4	
<i>Acc</i>	47%		52%	67%	76%	76%	77%	66%	46%	
Scrotal Size (cm)	Days to Calving	Carcase Weight (kg)	Eye Muscle Area (sq. cm)	Rib Fat (mm)	Rump Fat (mm)	Retail Beef Yield (%)	IMF %	Selection Index Values		
								VT Index	Super-market	Heavy Grass
+2.0		+34	+1.9	-0.5	-0.7	+1.5	-0.5			
76%		68%	55%	63%	63%	59%	50%	+\$48	+\$49	+\$65



Lot 85 - Melaleuca Quality Q40



Lot 86 - Melaleuca Quicksilver Q65



Lot 87 - Melaleuca Quantum Q83



Lot 88 - Melaleuca Quartermaster Q85



Lot 89 - Melaleuca Quartermaster Q109



Lot 90 - Melaleuca Quartermaster Q132

SALE LOTS

LOT 80 MELALEUCA QUARTERBACK Q3 (PB) Vendor: RT & CJ METCALFE

Born: 09/03/2019 M Ident: MCA Q3 Colour: Silver CAU

MELALEUCA ARTILLARY A16 (PB)
 WOODBOURN GALAXY G107 (PB)
 WOODBOURN PEGGY T42 (PB)


Notes: *Super quiet bull. Good allrounder that should leave some great daughters. SC 43cm.*

Sire: WOODBOURN KERNEL K78 (PB)
 WOODBOURN ROCKET MAN A11 (PB)
 WOODBOURN MISS JEANETTE D1 (PB)
 WOODBOURN MISS JEANETTE A74 (PB)

MELALEUCA COBBLER C38 (PB)
 MELALEUCA FEDERATION F102 (PB)
 MELALEUCA ESMERELDA A161 (PB)

Dam: MELALEUCA DAIYA M121 (PB)
 MONTEREY COUGAR C72 (PB)
 MELALEUCA DAIYA F273 (PB)
 MELALEUCA DAIYA A84 (PB)

November 2020 Murray Grey BREEDPLAN

	C E Direct (%)	C E Dtrs (%)	Gest. Length. (days)	Birth Wt. (kg)	200-Day Wt	400-Day Wt	600-day Wt	Mat. Cow Wt	Milk (kg)	Scrotal Size (cm)	Days to Calv.	CWT (kg)	EMA (sq.cm)	Rib Fat (mm)	Rump Fat (mm)	RBY (%)	IMF %	VT Index	Super Market	Heavy Grass
EBV Acc%				+5.1 58%	+32 67%	+48 65%	+68 69%	+68 58%	+3 41%	+1.1 68%		+42 59%	+2.5 49%	-0.8 58%	-1.1 58%	+1.9 54%	-0.4 47%	+\$42	+\$43	+\$63

Purchaser: _____ \$ _____

LOT 81 MELALEUCA QUALITY Q19 (PB) Vendor: RT & CJ METCALFE

Born: 13/03/2019 M Ident: MCA Q19 Colour: Grey CAU

MELALEUCA FRED F22 (PB)
 MELALEUCA JEEP J52 (PB)
 MELALEUCA COBALT F69 (PB)


Notes: *A real power bull. He has outstanding growth figures and is the highest indexing bull we have offered for sale. SC 44cm.*

Sire: MELALEUCA MISSION M64 (PB) (AI)
 MELALEUCA CHARLES Z67 (PB)
 MELALEUCA DAIYA F224 (PB)
 MELALEUCA DAIYA D87 (PB)

THE ULTIMATE CLASSIC (PB)
 WHEELVIEW FROGGY (PB)
 WHEELVIEW LINDA A9 (PB) (AI)

Dam: MELALEUCA ESMERELDA L38 (PB)
 SIXPENCE PARK ADAM (PB) (AI)
 MELALEUCA ESMERELDA H106 (PB)
 MELALEUCA ESMERELDA C166 (PB)

November 2020 Murray Grey BREEDPLAN

	C E Direct (%)	C E Dtrs (%)	Gest. Length. (days)	Birth Wt. (kg)	200-Day Wt	400-Day Wt	600-day Wt	Mat. Cow Wt	Milk (kg)	Scrotal Size (cm)	Days to Calv.	CWT (kg)	EMA (sq.cm)	Rib Fat (mm)	Rump Fat (mm)	RBY (%)	IMF %	VT Index	Super Market	Heavy Grass
EBV Acc%				+5.8 55%	+35 66%	+56 64%	+83 68%	+88 57%	+4 40%	+1.8 69%		+51 58%	+1.7 48%	-1.8 58%	-2.6 58%	+2.5 53%	-0.5 46%	+\$63	+\$56	+\$82

Purchaser: _____ \$ _____

SALE LOTS

LOT 82 MELALEUCA QUICKSILVER Q22 (TW) (PB)

Vendor: RT & CJ METCALFE

Born: 12/03/2019

M

Ident: MCA Q22 Colour: Silver

CAU

THE ULTIMATE CLASSIC (PB)
WHEELVIEW FROGGY (PB)
WHEELVIEW LINDA A9 (PB) (AI)

Sire: MELALEUCA KLEIN K303 (PB)

MONTEREY CLEAN CARD (PB) (ET)
MELALEUCA SWALLOW C65 (PB)
MELALEUCA SWALLOW W22 (PB)


MONTEREY ZORRO Z183 (PB)
MONTEREY COUGAR C72 (PB)
MONTEREY DUTCHESS U65 (PB)

Dam: MELALEUCA ROSEMARY F238 (PB)

MONTEREY GOTCHA (PB)
MELALEUCA ROSEMARY A62 (PB) (AI)
MELALEUCA ROSEMARY S100 (PB)

Notes: A very correct bull. Has an excellent milk figure. SC 42cm.

November 2020 Murray Grey BREEDPLAN

	C E Direct (%)	C E Dtrs (%)	Gest. Length. (days)	Birth Wt. (kg)	200-Day Wt	400-Day Wt	600-day Wt	Mat. Cow Wt	Milk (kg)	Scrotal Size (cm)	Days to Calv.	CWT (kg)	EMA (sq.c m)	Rib Fat (mm)	Rump Fat (mm)	RBY (%)	IMF %	VT Index	Super Market	Heavy Grass
EBV Acc%					+29 56%	+41 56%	+57 56%		+7 48%	+1.5 48%		+35 50%	+1.8 41%	-0.8 49%	-1.2 49%	+1.6 46%	-0.4 42%	+\$47	+\$45	+\$60

Purchaser: _____

\$ _____

LOT 83 MELALEUCA QUICKSILVER Q23 (PB)

Vendor: RT & CJ METCALFE

Born: 14/03/2019

M

Ident: MCA Q23 Colour: Silver

CAU

THE ULTIMATE CLASSIC (PB)
WHEELVIEW FROGGY (PB)
WHEELVIEW LINDA A9 (PB) (AI)

Sire: MELALEUCA KLEIN K303 (PB)

MONTEREY CLEAN CARD (PB) (ET)
MELALEUCA SWALLOW C65 (PB)
MELALEUCA SWALLOW W22 (PB)


MONTEREY EXCEPTIONAL (PB)
MELALEUCA ARTILLARY A16 (PB)
MELALEUCA ESMERELDA U65 (PB) (AI)

Dam: MELALEUCA ESBAY E135 (PB) (AI)

MELALEUCA ULNAR U22 (PB)
MELALEUCA ESBAY Z143 (PB)
SPRINGWELL ESBAY M110 (PB)

Notes: His dam is a great old cow still going at 12 years old. Will develop an excellent hindquarter. SC 38cm.

November 2020 Murray Grey BREEDPLAN

	C E Direct (%)	C E Dtrs (%)	Gest. Length. (days)	Birth Wt. (kg)	200-Day Wt	400-Day Wt	600-day Wt	Mat. Cow Wt	Milk (kg)	Scrotal Size (cm)	Days to Calv.	CWT (kg)	EMA (sq.c m)	Rib Fat (mm)	Rump Fat (mm)	RBY (%)	IMF %	Long Fed	Super Market	Heavy Grass
EBV Acc%				5.7 57%	32 67%	47 65%	62 69%	60 58%	7 49%	0.2 70%		36 59%	1 50%	0.1 58%	0.1 58%	0.3 54%	0.4 47%	\$43	\$46	\$59

Purchaser: _____

\$ _____

SALE LOTS

LOT 84 MELALEUCA QUICKSILVER Q26 (PB)

Vendor: RT & CJ METCALFE

Born: 15/03/2019 M Ident: MCA Q26 Colour: Silver CAU

THE ULTIMATE CLASSIC (PB)
WHEELVIEW FROGGY (PB)
WHEELVIEW LINDA A9 (PB) (AI)


Notes: *A very safe bull that could be used anywhere in your program. SC 40cm.*

Sire: MELALEUCA KLEIN K303 (PB)
MONTEREY CLEAN CARD (PB) (ET)
MELALEUCA SWALLOW C65 (PB)
MELALEUCA SWALLOW W22 (PB)

WILLALOOKA XEROX X64 (PB) (AI)
MONTEREY ALL ACTION (PB)
MONTEREY ROXANNE (PB)

Dam: MELALEUCA EMERALD E27 (PB)
MONTEREY GOTCHA (PB)
MELALEUCA EMERALD Z6 (PB)
MELALEUCA EMERALD U10 (PB)

November 2020 Murray Grey BREEDPLAN

	C E Direct (%)	C E Dtrs (%)	Gest. Length. (days)	Birth Wt. (kg)	200-Day Wt	400-Day Wt	600-day Wt	Mat. Cow Wt	Milk (kg)	Scrotal Size (cm)	Days to Calv.	CWT (kg)	EMA (sq. cm)	Rib Fat (mm)	Rump Fat (mm)	RY (%)	IMF %	VT Index	Super Market	Heavy Grass
EBV Acc%				+2.8 56%	+21 67%	+33 65%	+41 69%	+34 58%	+5 48%	+0.1 70%		+26 59%	+1.5 49%	+0.1 58%	+0.0 58%	+0.6 54%	+0.0 46%	+\$32	+\$39	+\$46

Purchaser: _____

\$ _____

LOT 85 MELALEUCA QUALITY Q40 (PB)

Vendor: RT & CJ METCALFE

Born: 21/03/2019 M Ident: MCA Q40 Colour: Silver CAU

MELALEUCA FRED F22 (PB)
MELALEUCA JEEP J52 (PB)
MELALEUCA COBALT F69 (PB)


Notes: *Very correct bull. Good feet. SC 45cm.*

Sire: MELALEUCA MISSION M64 (PB) (AI)
MELALEUCA CHARLES Z67 (PB)
MELALEUCA DAIYA F224 (PB)
MELALEUCA DAIYA D87 (PB)

THE ULTIMATE CLASSIC (PB)
WHEELVIEW FROGGY (PB)
WHEELVIEW LINDA A9 (PB) (AI)

Dam: MELALEUCA ANNE L22 (PB)
MELALEUCA ALBY A211 (PB)
MELALEUCA ANNE H167 (PB)
MELALEUCA ANNE B13 (PB)

November 2020 Murray Grey BREEDPLAN

	C E Direct (%)	C E Dtrs (%)	Gest. Length. (days)	Birth Wt. (kg)	200-Day Wt	400-Day Wt	600-day Wt	Mat. Cow Wt	Milk (kg)	Scrotal Size (cm)	Days to Calv.	CWT (kg)	EMA (sq. cm)	Rib Fat (mm)	Rump Fat (mm)	RY (%)	IMF %	VT Index	Super Market	Heavy Grass
EBV Acc %				+3.9 55%	+25 66%	+41 64%	+58 68%	+65 58%	+6 41%	+2.5 69%		+35 58%	+1.0 48%	-0.8 58%	-1.1 58%	+1.3 54%	-0.1 46%	+\$47	+\$46	+\$63

Purchaser: _____

\$ _____

SALE LOTS

LOT 86 MELALEUCA QUICKSILVER Q65 (PB) Vendor: RT & CJ METCALFE

Born: 27/03/2019 M Ident: MCA Q65 Colour: Silver CAU


THE ULTIMATE CLASSIC (PB)
 WHEELVIEW FROGGY (PB)
 WHEELVIEW LINDA A9 (PB) (AI)

Notes: *Has great thickness which is reinforced by his high EMA figure. SC 45cm.*

Sire: MELALEUCA KLEIN K303 (PB)
 MONTEREY CLEAN CARD (PB) (ET)
 MELALEUCA SWALLOW C65 (PB)
 MELALEUCA SWALLOW W22 (PB)

YAMBA WARATAH (PB)
 SIXPENGE PARK ADAM (PB) (AI)
 WHEELVIEW GRETEL X5 (PB)
Dam: MELALEUCA PEPPERMINT G251 (PB)
 MONTEREY GOTCHA (PB)
 MELALEUCA PEPPERMINT C221 (PB)
 MELALEUCA PEPPERMINT X161 (PB)

November 2020 Murray Grey BREEDPLAN

	C E Direct (%)	C E Dtrs (%)	Gest. Length. (days)	Birth Wt. (kg)	200-Day Wt	400-Day Wt	600-day Wt	Mat. Cow Wt	Milk (kg)	Scrotal Size (cm)	Days to Calv.	CWT (kg)	EMA (sq.c m)	Rib Fat (mm)	Rump Fat (mm)	RBY (%)	IMF %	VT Index	Super Market	Heavy Grass
EBV Acc%				+5.3 55%	+27 66%	+43 64%	+64 68%	+56 57%	+7 48%	+2.3 70%		+37 58%	+2.9 48%	-0.9 56%	-1.3 56%	+2.2 52%	-0.7 44%	+\$47	+\$49	+\$70

Purchaser: _____ \$ _____

LOT 87 MELALEUCA QUANTUM Q83 (PB) Vendor: RT & CJ METCALFE

Born: 1/04/2019 M Ident: MCA Q83 Colour: Grey CAU


MELALEUCA FRED F22 (PB)
 MELALEUCA JEEP J52 (PB)
 MELALEUCA COBALT F69 (PB)

Notes: *An extremely growthy bull who is developing a great hindquarter. High milk figure indicate his daughters will be productive cows. SC 43cm.*

Sire: MELALEUCA MISSION M64 (PB) (AI)
 MELALEUCA CHARLES Z67 (PB)
 MELALEUCA DAIYA F224 (PB)
 MELALEUCA DAIYA D87 (PB)

THE ULTIMATE CLASSIC (PB)
 WHEELVIEW FROGGY (PB)
 WHEELVIEW LINDA A9 (PB) (AI)
Dam: MELALEUCA TUPPENCE L272 (PB)
 WOODBOURN WARRIOR B48 (PB)
 MELALEUCA TUPPENCE H35 (PB)
 MELALEUCA TUPPENCE F17 (PB)

November 2020 Murray Grey BREEDPLAN

	C E Direct (%)	C E Dtrs (%)	Gest. Length. (days)	Birth Wt. (kg)	200-Day Wt	400-Day Wt	600-day Wt	Mat. Cow Wt	Milk (kg)	Scrotal Size (cm)	Days to Calv.	CWT (kg)	EMA (sq.c m)	Rib Fat (mm)	Rump Fat (mm)	RBY (%)	IMF %	Long Fed	Super Market	Heavy Grass
EBV Acc%				3.9 55%	25 66%	45 64%	64 68%	66 57%	9 41%			40 58%	1.4 48%	-1.1 57%	-1.6 57%	1.6 53%	-0.2 45%	\$48	\$49	\$66

Purchaser: _____ \$ _____

SALE LOTS

LOT 88 MELALEUCA QUARTERMASTER Q85 (PB)

Vendor: RT & CJ METCALFE


Born: 01/04/2019 M Ident: MCA Q85 Colour: Grey CAU

GNOLEDA ZAC (PB)
 NAWARRA BANANA BENDER (PB)
 SPRINGWELL BANANA T43 (PB)
Sire: WOODBOURN HOT EXPECTATIONS H71 (PB)
 JYNDARRA WARRIOR W3 (PB) (AI)
 WOODBOURN MISSANGELINE B30 (PB)
 PINNAROO ANGELINE X4 (PB)

Notes: *Super quiet bull. Terrific depth for a bull of this size makes him very appealing. SC 44cm.*

MONTEREY COUGAR C72 (PB)
 MELALEUCA GUYRA G29 (PB)
 MELALEUCA PETUNIA A196 (PB)
Dam: MELALEUCA PETAL J8 (PB)
 MONTEREY ALL ACTION (PB)
 MELALEUCA PETAL D151 (PB)
 MELALEUCA PETAL X151 (PB)

November 2020 Murray Grey BREEDPLAN

	C E Direct (%)	C E Dtrs (%)	Gest. Length. (days)	Birth Wt. (kg)	200-Day Wt	400-Day Wt	600-day Wt	Mat. Cow Wt	Milk (kg)	Scrotal Size (cm)	Days to Calv.	CWT (kg)	EMA (sq.c m)	Rib Fat (mm)	Rump Fat (mm)	RBY (%)	IMF %	VT Index	Super Market	Heavy Grass
EBV Acc%				+4.8 60%	+30 69%	+49 68%	+64 71%	+58 61%	+2 55%	+1.7 72%		+37 62%	+1.4 52%	-0.5 61%	-0.8 61%	+1.0 57%	-0.2 51%	+\$35	+\$43	+\$56

Purchaser: _____

\$ _____

LOT 89 MELALEUCA QUARTERMASTER Q109 (PB)

Vendor: RT & CJ METCALFE


Born: 10/04/2019 M Ident: MCA Q109 Colour: Silver CAU

GNOLEDA ZAC (PB)
 NAWARRA BANANA BENDER (PB)
 SPRINGWELL BANANA T43 (PB)
Sire: WOODBOURN HOT EXPECTATIONS H71 (PB)
 JYNDARRA WARRIOR W3 (PB) (AI)
 WOODBOURN MISSANGELINE B30 (PB)
 PINNAROO ANGELINE X4 (PB)

Notes: *Displays the softness you would expect from a bull with positive fats. Good carcass data. SC 40cm.*

MELALEUCA DEVIL D23 (PB)
 MELALEUCA GRID LOCK G15 (PB)
 MELALEUCA ESBAY D195 (PB)
Dam: MELALEUCA PETAL K157 (PB)
 MELALEUCA ECUADOR E267 (PB)
 MELALEUCA PETAL H11 (PB)
 MELALEUCA PETAL D151 (PB)

November 2020 Murray Grey BREEDPLAN

	C E Direct (%)	C E Dtrs (%)	Gest. Length. (days)	Birth Wt. (kg)	200-Day Wt	400-Day Wt	600-day Wt	Mat. Cow Wt	Milk (kg)	Scrotal Size (cm)	Days to Calv.	CWT (kg)	EMA (sq.c m)	Rib Fat (mm)	Rump Fat (mm)	RBY (%)	IMF %	VT Index	Super Market	Heavy Grass
EBV Acc%				+4.2 60%	+28 69%	+48 67%	+64 71%	+61 61%	+4 54%	+0.9 72%		+40 62%	+2.0 52%	+0.6 61%	+0.7 61%	+0.2 57%	+0.7 51%	+\$44	+\$52	+\$66

Purchaser: _____

\$ _____

SALE LOTS

LOT 90 MELALEUCA QUARTERMASTER Q132 (PB)

Vendor: RT & CJ METCALFE


Born: 20/04/2019 M Ident: MCA Q132 Colour: Silver CAU

GNOLEDA ZAC (PB)
 NAWARRA BANANA BENDER (PB)
 SPRINGWELL BANANA T43 (PB)
Sire: WOODBOURN HOT EXPECTATIONS H71 (PB)
 JYNDARRA WARRIOR W3 (PB) (AI)
 WOODBOURN MISSANGELINE B30 (PB)
 PINNAROO ANGELINE X4 (PB)

Notes: Huge EMA and good indexes. Terrific length. SC 37cm.

MONTEREY BLUE RIBBON B95 (PB)
 MELALEUCA ELEGANT E284 (PB)
 MELALEUCA COPPER A126 (PB)
Dam: MELALEUCA ROSE K277 (PB)
 MONTEREY ALL ACTION (PB)
 MELALEUCA ROSE D122 (PB)
 MELALEUCA ROSE X120 (PB)

November 2020 Murray Grey BREEDPLAN

	C E Direct (%)	C E Dtrs (%)	Gest. Length. (days)	Birth Wt. (kg)	200-Day Wt	400-Day Wt	600-day Wt	Mat. Cow Wt	Milk (kg)	Scrotal Size (cm)	Days to Calv.	CWT (kg)	EMA (sq.c m)	Rib Fat (mm)	Rump Fat (mm)	RBY (%)	IMF %	VT Index	Super Market	Heavy Grass
EBV Acc %				+4.8 60%	+33 69%	+54 68%	+73 71%	+67 60%	+1 55%	-0.2 72%		+49 62%	+3.4 52%	-0.4 60%	-0.6 60%	+1.5 57%	+0.2 51%	+\$50	+\$50	+\$67

Purchaser: _____ \$ _____

LOT 91 MELALEUCA QUALITY Q135 (PB)


Vendor: RT & CJ METCALFE

Born: 22/04/2019 M Ident: MCA Q135 Colour: Silver CAU

MELALEUCA FRED F22 (PB)
 MELALEUCA JEEP J52 (PB)
 MELALEUCA COBALT F69 (PB)
Sire: MELALEUCA MISSION M64 (PB) (AI)
 MELALEUCA CHARLES Z67 (PB)
 MELALEUCA DAIYA F224 (PB)
 MELALEUCA DAIYA D87 (PB)
 MELALEUCA CONNOLLY C181 (PB)
 MELALEUCA HOT STUFF H59 (PB)
 MELALEUCA ESMERELDA Z28 (PB)
Dam: MELALEUCA DAIYA L103 (PB)
 MELALEUCA THUNDERBOLT T29 (PB) (AI)
 MELALEUCA DAIYA Z220 (PB)
 MELALEUCA DAIYA V30 (PB)

Notes: Aptly named bull. With his high RBY he will be well suited to producing supermarket steers. SC 39cm.

November 2020 Murray Grey BREEDPLAN

	C E Direct (%)	C E Dtrs (%)	Gest. Length. (days)	Birth Wt. (kg)	200-Day Wt	400-Day Wt	600-day Wt	Mat. Cow Wt	Milk (kg)	Scrotal Size (cm)	Days to Calv.	CWT (kg)	EMA (sq.c m)	Rib Fat (mm)	Rump Fat (mm)	RBY (%)	IMF %	Long Fed	Super Market	Heavy Grass
EBV Acc%				5.6 55%	31 66%	48 64%	68 68%	69 57%	3 40%	0.4 70%		42 58%	2.4 48%	-1.1 58%	-1.5 58%	2.2 54%	-0.5 46%	\$53	\$49	\$70

Purchaser: _____ \$ _____

SALE LOTS

LOT 92 MELALEUCA QUANTUM LEAP Q17 (PB)

Vendor: RT & CJ METCALFE


Born: 13/03/2019 M Ident: MCA Q17 Colour: Grey CAU

WOODBURN WARRIOR B48 (PB)
 MELALEUCA GALAXY G59 (PB)
 MELALEUCA COPPER E49 (PB)
Sire: MELALEUCA LUCK L193 (PB)
 MELALEUCA EWEN E55 (PB)
 MELALEUCA ANTHEA J41 (PB)
 MELALEUCA ANTHEA Z201 (PB)

Notes: Dam is a 2 yr old heifer. Great heifers bull. SC 39cm.

WHEELVIEW FROGGY (PB)
 MELALEUCA LIFTER L40 (PB)
 MELALEUCA CHIFFON H112 (PB)
Dam: MELALEUCA TRANQUIL N28 (PB)
 WHEELVIEW FROGGY (PB)
 MELALEUCA TRANQUIL L12 (PB)
 MELALEUCA TRANQUIL H20 (GR2)

November 2020 Murray Grey BREEDPLAN

	C E Direct (%)	C E Dtrs (%)	Gest. Length. (days)	Birth Wt. (kg)	200-Day Wt	400-Day Wt	600-day Wt	Mat. Cow Wt	Milk (kg)	Scrotal Size (cm)	Days to Calv.	CWT (kg)	EMA (sq.c m)	Rib Fat (mm)	Rump Fat (mm)	RBY (%)	IMF %	VT Index	Super Market	Heavy Grass
EBV Acc%				+2.2 52%	+16 63%	+33 61%	+44 64%	+41 53%		+0.6 45%		+29 54%	+2.0 44%	+0.0 52%	+0.0 52%	+0.9 48%	+0.1 41%	+\$35	+\$41	+\$52

Purchaser: _____ \$ _____

LOT 93 MELALEUCA QUARTERMASTER Q144 (PB)

Vendor: RT & CJ METCALFE


Born: 26/04/2019 M Ident: MCA Q144 Colour: Silver CAU

GNOLEDA ZAC (PB)
 NAWARRA BANANA BENDER (PB)
 SPRINGWELL BANANA T43 (PB)
Sire: WOODBURN HOT EXPECTATIONS H71 (PB)
 JYNDARRA WARRIOR W3 (PB) (AI)
 WOODBURN MISSANGELINE B30 (PB)
 PINNAROO ANGELINE X4 (PB)

Notes: Heifers bull with standout carcass data. SC 41cm.

THE ULTIMATE CLASSIC (PB)
 WHEELVIEW FROGGY (PB)
 WHEELVIEW LINDA A9 (PB) (AI)
Dam: MELALEUCA BETTINA K225 (PB)
 MELALEUCA ALBY A211 (PB)
 MELALEUCA BETTINA G7 (PB)
 MELALEUCA BETTINA B9 (PB)

November 2020 Murray Grey BREEDPLAN

	C E Direct (%)	C E Dtrs (%)	Gest. Length. (days)	Birth Wt. (kg)	200-Day Wt	400-Day Wt	600-day Wt	Mat. Cow Wt	Milk (kg)	Scrotal Size (cm)	Days to Calv.	CWT (kg)	EMA (sq.c m)	Rib Fat (mm)	Rump Fat (mm)	RBY (%)	IMF %	VT Index	Super Market	Heavy Grass
EBV Acc%				+2.6 60%	+22 68%	+43 67%	+50 70%	+39 60%	+5 54%	+1.6 71%		+36 61%	+3.2 52%	+0.5 61%	+0.7 61%	+0.8 57%	+0.2 51%	+\$41	+\$54	+\$61

Purchaser: _____ \$ _____

SALE LOTS

LOT 94 MELALEUCA QUINTUS Q155 (PB)

Vendor: RT & CJ METCALFE

Born: 01/06/2019 M Ident: MCA Q155 Colour: Silver CAU

MELALEUCA FRED F22 (PB)
 MELALEUCA JEEP J52 (PB)
 MELALEUCA COBALT F69 (PB)
Sire: MELALEUCA MOON M61 (PB) (AI)
 MELALEUCA CORRIGIN C113 (PB) (AI)
 MELALEUCA ESMERELDA E58 (PB)
 MELALEUCA ESMERELDA C104 (PB)

Notes: *A very neat bull. Very easy care with a good hindquarter. A frame score lower than the earlier bulls. SC 40cm.*

MONTEREY BLUE RIBBON B95 (PB)
 MELALEUCA ELEGANT E284 (PB)
 MELALEUCA COPPER A126 (PB)
Dam: MELALEUCA APPLE J105 (PB)
 MONTEREY GOTCHA (PB)
 MELALEUCA APPLE D27 (PB)
 MELALEUCA APPLE W3 (PB)

November 2020 Murray Grey BREEDPLAN

	C E Direct (%)	C E Dtrs (%)	Gest. Length. (days)	Birth Wt. (kg)	200-Day Wt	400-Day Wt	600-day Wt	Mat. Cow Wt	Milk (kg)	Scrotal Size (cm)	Days to Calv.	CWT (kg)	EMA (sq.c m)	Rib Fat (mm)	Rump Fat (mm)	RBV (%)	IMF %	VT Index	Super Market	Heavy Grass
EBV Acc%				+4.9 50%	+30 61%	+39 57%	+51 57%		+3 41%	+1.1 48%		+31 50%	+2.2 38%	-0.2 47%	-0.2 46%	+1.6 43%	-0.6 39%	+\$46	+\$43	+\$59

Purchaser: _____ \$ _____

LOT 95 MELALEUCA QUALITY Q158 (PB)

Vendor: RT & CJ METCALFE

Born: 6/05/2019 M Ident: MCA Q158 Colour: Silver CAU

MELALEUCA FRED F22 (PB)
 MELALEUCA JEEP J52 (PB)
 MELALEUCA COBALT F69 (PB)
Sire: MELALEUCA MISSION M64 (PB) (AI)
 MELALEUCA CHARLES Z67 (PB)
 MELALEUCA DAIYA F224 (PB)
 MELALEUCA DAIYA D87 (PB)

Notes: *Another M64 son with top end growth. SC 38cm.*

MELALEUCA DEVIL D23 (PB)
 MELALEUCA GRID LOCK G15 (PB)
 MELALEUCA ESBAY D195 (PB)
Dam: MELALEUCA CARMINE L127 (PB)
 THE GLEN BASS F147 (GR1)
 MELALEUCA CARMINE J177 (GR2)
 MELALEUCA CARMINE D20 (PB)

November 2020 Murray Grey BREEDPLAN

	C E Direct (%)	C E Dtrs (%)	Gest. Length. (days)	Birth Wt. (kg)	200-Day Wt	400-Day Wt	600-day Wt	Mat. Cow Wt	Milk (kg)	Scrotal Size (cm)	Days to Calv.	CWT (kg)	EMA (sq.c m)	Rib Fat (mm)	Rump Fat (mm)	RBV (%)	IMF %	Long Fed	Super Market	Heavy Grass
EBV Acc%				5.4 54%	32 66%	53 63%	75 68%	79 57%	5 40%	0 69%		44 58%	1 47%	-1.1 57%	-1.6 57%	1.3 53%	0.1 45%	\$54	\$50	\$69

Purchaser: _____ \$ _____

SALE LOTS

LOT 96 MELALEUCA QUINTUS Q162 (PB)

Vendor: RT & CJ METCALFE

Born: 14/05/2019

M

Ident: MCA Q162 Colour: Silver

CAU

MELALEUCA FRED F22 (PB)
 MELALEUCA JEEP J52 (PB)
 MELALEUCA COBALT F69 (PB)

Sire: MELALEUCA MOON M61 (PB) (AI)

MELALEUCA CORRIGIN C113 (PB) (AI)
 MELALEUCA ESMERELDA E58 (PB)
 MELALEUCA ESMERELDA C104 (PB)


THE ULTIMATE CLASSIC (PB)
 WHEELVIEW FROGGY (PB)
 WHEELVIEW LINDA A9 (PB) (AI)

Dam: MELALEUCA ESBAY J208 (PB)

MELALEUCA ALBY A211 (PB)
 MELALEUCA ESBAY F171 (PB)
 MELALEUCA ESBAY B60 (PB)

Notes: *His dam has been a regular producer of good bulls and this fellow will not disappoint. SC 40cm.*

November 2020 Murray Grey BREEDPLAN

	CE Direct (%)	CE Dtrs (%)	Gest. Length (days)	Birth Wt. (kg)	200-Day Wt	400-Day Wt	600-day Wt	Mat. Cow Wt	Milk (kg)	Scrotal Size (cm)	Days to Calv.	CWT (kg)	EMA (sq.c m)	Rib Fat (mm)	Rump Fat (mm)	RBY (%)	IMF %	VT Index	Super Market	Heavy Grass
EBV Acc%				+5.0 54%	+31 64%	+46 63%	+61 68%	+56 57%	+9 40%	+1.6 69%		+36 58%	+1.7 48%	-0.4 56%	-0.7 56%	+1.3 52%	-0.3 44%	+\$51	+\$51	+\$66

Purchaser: _____

\$ _____

LOT 97 MELALEUCA QUARTERMASTER Q181 (PB)

Vendor: RT & CJ METCALFE

Born: 9/06/2019

M

Ident: MCA Q181

Colour: Silver

CAU

GNOLEDA ZAC (PB)
 NAWARRA BANANA BENDER (PB)
 SPRINGWELL BANANA T43 (PB)

Sire: WOODBOURN HOT EXPECTATIONS H71 (PB)

JYNDARRA WARRIOR W3 (PB) (AI)
 WOODBOURN MISSANGELINE B30 (PB)
 PINNAROO ANGELINE X4 (PB)


SPRINGWELL ZAPPA Z33 (PB)
 MELALEUCA DEVIL D23 (PB)
 MELALEUCA ESMERELDA Z28 (PB)

Dam: MELALEUCA DAIYA H66 (PB)

MONTEREY ALL ACTION (PB)
 MELALEUCA DAIYA E38 (PB)
 MELALEUCA DAIYA X32 (PB)

Notes: *Sound in all areas with solid carcass data. SC 38cm.*

November 2020 Murray Grey BREEDPLAN

	CE Direct (%)	CE Dtrs (%)	Gest. Length (days)	Birth Wt. (kg)	200-Day Wt	400-Day Wt	600-day Wt	Mat. Cow Wt	Milk (kg)	Scrotal Size (cm)	Days to Calv.	CWT (kg)	EMA (sq.c m)	Rib Fat (mm)	Rump Fat (mm)	RBY (%)	IMF %	VT Index	Super Market	Heavy Grass
EBV Acc%				4.1 58%	28 66%	46 63%	59 62%	54 53%	1 54%	1 54%		38 55%	2.2 44%	0.1 52%	0.1 52%	0.9 49%	0.1 46%	\$42	\$47	\$61

Purchaser: _____

\$ _____

BUYERS INSTRUCTION SLIP
MELALEUCA MURRAY GREYS
ANNUAL SALE – 22nd FEBRUARY 2021
PROPERTY PIC WFAY1546

Contact Name _____ Phone Number _____

Trading As _____ PIC _____

Delivery Address _____

Lot/s Purchased _____

Trucking Advice _____

Insurance Requirements: Yes: No:

Full loss of Use: 3 Months: 6 Months: 12 Months:

Breed Society Transfer Required: Yes: No: Ident: _____

The agents will advise the Vendors, however it is the buyer's responsibility to obtain transfer certificates direct to from Vendors.

Buyer's Signature:

Special notice to buyers

In the interest of buyers and to prevent the occurrence of mistakes, all instructions concerning delivery of the cattle must be given in writing and signed by the buyer or his representative. No verbal instructions can be accepted.

Bulls will be delivered using a semi trailer. Please advise if your yards are not accessible by a semi trailer.

Insurance Disclaimer

Insurance risk of stud animals sold at auction transfers to the purchaser at the fall of the hammer, including animals remaining on the vendor's property. Purchasers therefore are advised to insure their animals at the completion of the sale. Stud animals are not covered by commercial livestock insurance.



Lot 91 - Melaleuca Quality Q135



Lot 93 - Melaleuca Quartermaster Q144



Lot 94 - Melaleuca Quintus Q155

Insurance tailored to my farm. That's why I'm with WFI.



At WFI, we take the time to thoroughly understand your business and how it operates. Because when we get to know a business, we can protect everything that matters.

We're available to meet with you face-to-face to discuss your insurance requirements. That's just one of the reasons why we're good people to know for insurance.

WFI Rural Plan consists of a range of different policies, covering a wide variety of risks. This approach gives you greater flexibility, and if circumstances change it is easy for you to add another policy.

WFI Rural Plan policies you can choose from:

- Farm Property Damage
- Farm Loss of Income
- Farm General Property
- Farm Transit
- Farm Legal Liability
- Farm Machinery Breakdown
- Farm Electronic Equipment
- Farm Burglary and Theft
- Motor Vehicle
- Personal Legal Liability
- Domestic Workers (WA only)
- Classic Home
- Standard Home
- Personal Valuables
- Pleasure Boat
- Personal Accident and Illness

Need an insurance quote?

Call Darrell Panizza on 0427 429 496



Insurance Australia Limited ABN 11 000 016 722 AFSL 227681 trading as WFI is the issuer of our policies. This flyer doesn't take into account your objectives, financial situation and needs. You should consider these matters and the relevant Product Disclosure Statement (PDS) before you act on any advice. You can get a copy of our PDSs from our website at www.wfi.com.au or by calling 1300 934 934. Under the Privacy Act we are required to make you aware of how we will collect and use the personal information that you provide to us. This information is contained in our privacy statement which is available online at www.wfi.com.au or by contacting WFI on 1300 934 934 or emailing privacy@wfi.com.au.



farm insurance