

**OKAWA** Est. 1954

**POLL HEREFORDS**

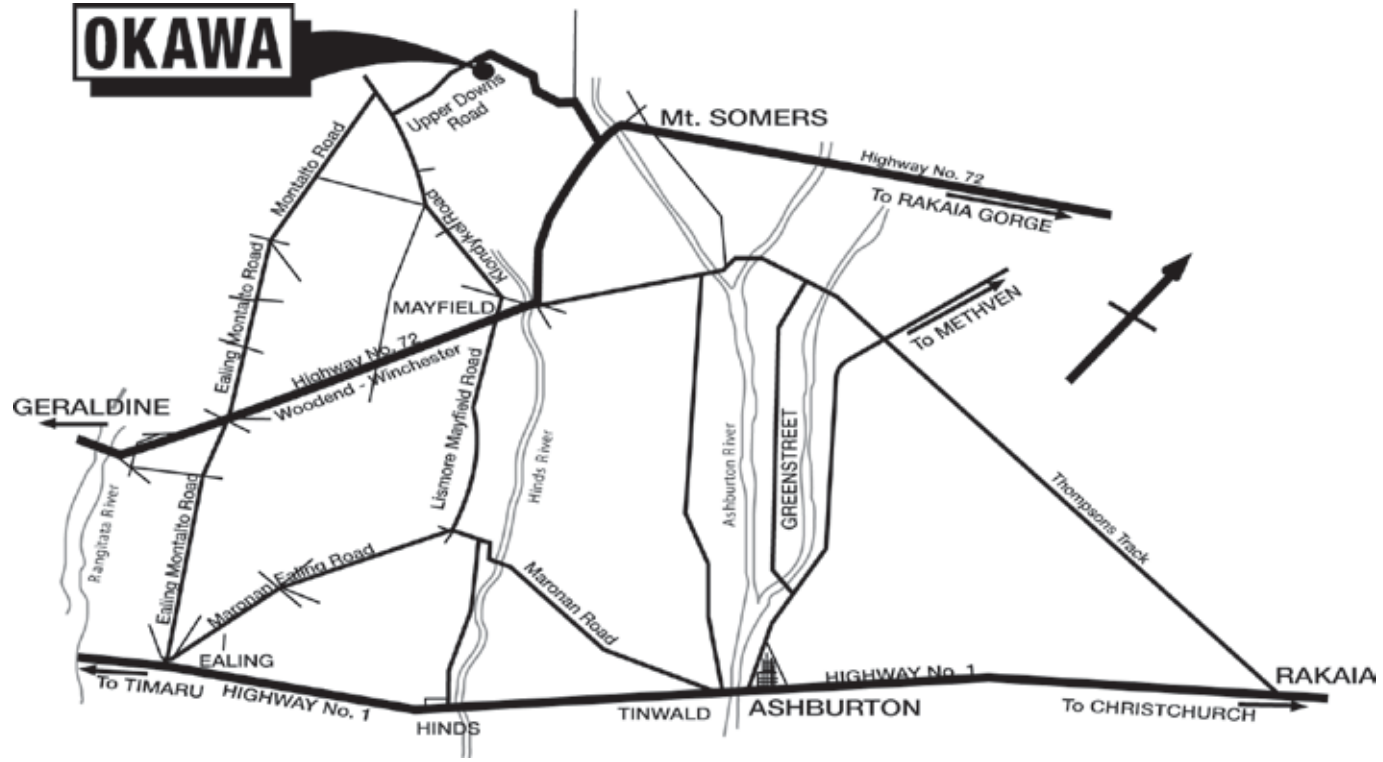
**FOCUSED ON PERFORMANCE**

51st ANNUAL BULL SALE

**WEDNESDAY 3RD JUNE 2020, 2.30PM**

58 Rising 2 Year Bulls

# OKAWA



51st ANNUAL BULL SALE  
**WEDNESDAY 3RD JUNE 2020, 2.30PM**  
58 Rising 2 Year Bulls

To be held under cover on the property, 518 Upper Downs Rd, Mt. Somers, Ashburton

A/c: Nick & Penny France, Okawa Farms Ltd, No. 8 R.D., Ashburton  
Phone (03) 303 9749

**SELLING COMPANY:**

PGG Wrightson

**ALL INTENDING PURCHASERS MUST REGISTER AT THE SALES OFFICE PRIOR TO THE SALE.**

PGW will pay a purchasing rebate of 6% of the purchase price excluding GST, plus GST, to livestock companies & recognised independent livestock agents with a PGW account who have introduced buyers to PGW before the sale and/or accompanied buyers to the sale.

**THE TB STATUS OF THE OKAWA HERD IS C10 AND SALE BULLS TESTED CLEAR  
SALE BULLS BLOOD TESTED FREE OF BVD AND VACCINATED TWICE AGAINST BVD**

*Light Refreshments will be provided at the sale*

**PRECEDED BY:**

Orari Gorge Bull Sale, Orari Gorge, 11.00a.m, Wednesday, 3rd June 2020

# FOREWORD

Okawa consists of 800 hectares situated in the foothills district of Mt. Somers, Mid-Canterbury. Rainfall averages 1,000 mm/year, and being 500 metres above sea level several falls of snow occur each winter.

We winter approximately 9,000 stock units, including 300 registered Poll Hereford cows.

The Okawa Stud was founded by Mr. D.W. (Bill) Morrow in 1954. David and Rosemary Morrow took ownership in 1979 until 2014 when Nick and Penny France purchased the Stud. The aim of our breeding programme at Okawa is to breed well fleshed, active commercial bulls with strong constitution and improving performance.

All heifers are mated for 2 cycles to calve as 2 year olds, the cows mated for 3 cycles, and any empty at pregnancy testing in March are culled.

We strongly believe that cow performance is very important and continually cull on Breedplan figures, constitution, easy care characteristics and eye appeal.

The cattle are run under commercial conditions being fed on grass and grass silage or baleage with the calves wintered on kale. Our bull calves are wintered in one mob of up to 140 head until 400 day weights are taken in October, when they are cut back to approximately 90 until 600 day weights are taken at the end of February. Sale bulls are then selected and run in the same mob until close to sale day. You are invited to inspect the herd at any time by making arrangements with Nick France 027 567 8019 or your local agent.

*Nick & Penny France*



# CONDITIONS OF SALE

1. All lots will be sold under the usual Conditions of the Mid Canterbury Stock and Station Agents' Association.
2. The entry of every bull constitutes a guarantee by the Vendor that the purchase price (without interest, expenses, costs and damages) shall be refunded if a bull proves totally infertile or incapable of service. If any bull offered does not possess a reasonable fertility although not totally infertile any dispute shall be settled by an arbitrator appointed by the Auctioneers. Any complaint must be lodged with the Auctioneers within six months of date of sale. The cost to be borne by the purchaser. A Veterinary Certificate shall be produced by the purchaser when required. The Auctioneers will assist in settlement of any dispute, but assume no responsibility for any breach of warranty.
3. Each lot becomes the property of the purchaser at the fall of the hammer.
4. Although every care has been taken in compiling this Catalogue to ensure accuracy, no responsibility is accepted for any errors that may be included therein.
5. Insurance. The Auctioneers can arrange Insurance on any stock. An Insurance representative will be present.
6. Leave full and explicit instructions in regard to transport.
7. All intending purchasers must register at the PGG Wrightson Ltd Livestock (PGW) sales office prior to the sale. The New Zealand Stock & Station Agent's Association Conditions of Sale apply. These terms can be inspected at the registration desk and on the wall in the auction room. PGW's Monthly Account Terms of Trade also apply to the extent deemed relevant by PGW. The current versions of PGW's Monthly Account Terms of Trade are also available online at: [www.pggwrightson.co.nz/Our-Company/Terms-and-Conditions](http://www.pggwrightson.co.nz/Our-Company/Terms-and-Conditions) or in hardcopy on request. On behalf of the vendor, PGW will pay a purchasing rebate of 6% of the purchase price excluding GST, plus GST, to livestock companies and recognised independent livestock agents with a PGW Monthly Account who have introduced buyers to PGW before the sale and/or accompanied buyers to the sale.
8. Fifty percent of all international semen rights will be retained by the vendor in all bulls catalogued unless prior arrangement has been made with vendor.

# UNDERSTANDING ESTIMATED BREEDING VALUES (EBV'S)

**ESTIMATED BREEDING VALUES (EBVs): The EBV is the best estimate of an animal's genetic merit for that trait.**

## **CALVING EASE:**

DIR- Indicates how easily this bull's progeny are likely to be born

DTRS- Indicates how easily this bull's daughters are likely to calve. More positive EBVs indicate easier calving.

## **BIRTH:**

BWT- Birth Weight EBV (kg) is based on the measured birth weight of animals, adjusted for dam age. The lower the value the lighter the calf at birth and lower the likelihood of a difficult birth. This is particularly important when selecting sires for use over heifers.

## **GROWTH:**

Milk - 200-Day Milk EBV (kg) is an estimate of an animal's milking ability. For sires, this EBV is indicative of their daughter's milking ability as it affects the 200 day weight of their calves.

200 - 200-Day Growth EBV (kg) is calculated from the weight of animals taken between 80 and 300 days of age. Values are adjusted to 200 days and for dam age. This EBV is the best single estimate of an animal's genetic merit for growth to early ages.

400 - 400-Day Weight EBV (kg) is calculated from the weight of progeny taken between 301 and 500 days of age, adjusted to 400 days and for dam age. This EBV is the best single estimate of an animal's genetic merit for yearling weight.

600 - 600-Day Weight EBV (kg) is calculated from the weight of progeny taken between 501 and 900 days of age, adjusted to 600 days and for dam age. This EBV is the best single estimate of an animal's genetic merit for growth beyond yearling age.

MV - Maternal Value EBV is an index of the EBVs for the 200-Day Growth and 200-Day Milk, and is calculated by the following formulae: For sires:  $MV = \frac{1}{2} \text{Milk EBV} + \frac{1}{4} \text{200-Day Growth EBV}$ . For dams:  $MV = \text{Milk EBV} + \frac{1}{2} \text{200-Day Growth EBV}$ .

MCW - Mature Cow Weight is an estimate of the genetic difference in cow weight between animals at five years of age. MCW EBVs for sires are based on weights recorded on their daughters. Smaller or more moderate MCW EBVs are generally more favourable as they indicate more efficient cows requiring less feed for maintenance.

## **FERTILITY:**

SS- Scrotal Size (cm) is an indicator of male fertility in regards to semen quality and quantity. Higher (positive) EBVs indicate higher fertility. SS is also positively associated with female fertility.

## **CARCASE:**

CWT - Carcase Weight EBV (kg) estimates the genetic difference in carcase weight at a standard age of 650 days. More positive EBVs indicate heavier carcasses at 650 days of age.

EMA - Eye Muscle Area EBV (CM<sup>2</sup>) Estimates genetic differences in eye muscle area at the 12/13th rib site of a 300kg dressed carcase. More positive EBVs indicate better muscling on animals.

RIB - Rib Fat EBV (mm) estimates the genetic differences in fat depth at the 12/13th rib in a 300kg dressed carcass. More positive EBVs indicate more subcutaneous fat and earlier maturity.

RUMP - Rump Fat EBV (mm) estimates the genetic differences in fat depth at the P8 site on a 300kg dressed carcass. More positive EBVs indicate more subcutaneous fat and earlier maturity. Two fat EBVs are listed as there is variation between animals regarding fat depth at the two sites.

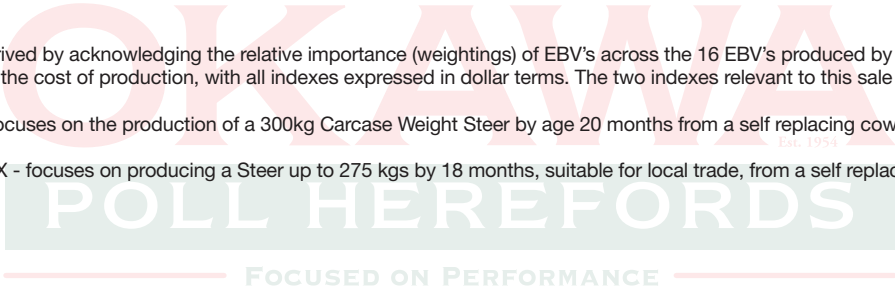
INTRAMUSCULAR FAT - Intramuscular Fat (IMF) EBVs are estimates of generic difference between animals in intramuscular fat (marbling) at the 12/13 rib site in a 300kg carcass. Larger, more positive, IMF EBVs are generally more favourable.

**ACCURACY:** An accuracy is presented with each EBV and gives an indication of the amount of information that has been used in the calculation of that EBV. The higher the accuracy, the less the animals EBV is likely to change as more information is analysed for that animal or its relatives. Accuracy below 75% should be considered low.

**INDEXES:** The Indexes are derived by acknowledging the relative importance (weightings) of EBV's across the 16 EBV's produced by A.B.R.I. They are derived in relation to Market returns, less the cost of production, with all indexes expressed in dollar terms. The two indexes relevant to this sale are:

THE EXPORT INDEX - which focuses on the production of a 300kg Carcass Weight Steer by age 20 months from a self replacing cow herd.

THE HEREFORD PRIME INDEX - focuses on producing a Steer up to 275 kgs by 18 months, suitable for local trade, from a self replacing cow herd.



### AVERAGE EBV'S FOR OKAWA 2018 BORN CALVES

CALVING EASE		BW	200 Day	400 Day	600 Day	MCW	Milk	S.S.	CWT	EMA	Rib	Rump	IMF	HP/Maternal	Export/ Maternal
DIR	DTRS														
+0.2	1.5	+4.3	+36	+64	+90	+71	+20	+2.1	+61	+3.4	+0.6	+0.5	+1.0	+\$114	+\$114

### AVERAGE AUSTRALASIAN BREED GROUP RUN 2018 BORN CALVES

CALVING EASE		BW	200 Day	400 Day	600 Day	MCW	Milk	S.S.	CWT	EMA	Rib	Rump	IMF	HP/Maternal	Export/ Maternal
DIR	DTRS														
+1.6	+1.6	+4.3	+33	+55	+78	+68	+16	+2.0	+51	+3.4	+0.6	+0.7	+0.5	+\$105	+\$106



## April 2020 Hereford BREEDPLAN - Percentile Bands for all 2018 born animals

Use this table as a guide to compare individual animals with the current genetic level of the breed

	Calv-Ease		Birth		Growth					Fert		Carcase					Indexes				
	Dir	Dtrs	GL	Bwt	200	400	600	Mwt	Milk	SS	DC	Cwt	EMA	Rib	P8	RBY	IMF	HP	EM	DM	DT
	%		days		kg	kg	kg	kg	kg	cm	days	kg	sq.cm	mm		%					\$
High 1%	+12.2	+8.5	-6.0	-1.0	+47	+78	+112	+107	+25	+4.1	-6.3	+76	+6.7	+2.3	+3.3	+2.4	+2.0	+159	+154	+191	+109
High 5%	+10.0	+6.7	-3.4	+0.7	+43	+71	+102	+95	+23	+3.3	-5.2	+69	+5.6	+1.8	+2.4	+1.9	+1.5	+144	+141	+168	+99
High 10%	+8.4	+5.6	-2.5	+1.7	+41	+68	+96	+90	+21	+3.0	-4.7	+65	+5.0	+1.5	+2.0	+1.6	+1.2	+135	+133	+155	+93
High 15%	+7.2	+4.9	-2.0	+2.2	+39	+65	+93	+86	+20	+2.8	-4.3	+62	+4.7	+1.3	+1.7	+1.5	+1.0	+129	+128	+145	+88
High 20%	+6.2	+4.3	-1.7	+2.7	+38	+63	+90	+83	+20	+2.6	-4.0	+60	+4.4	+1.2	+1.5	+1.3	+0.9	+125	+124	+136	+84
High 25%	+5.3	+3.9	-1.4	+3.1	+37	+62	+88	+80	+19	+2.5	-3.8	+58	+4.1	+1.1	+1.3	+1.2	+0.8	+121	+120	+129	+80
High 30%	+4.5	+3.4	-1.1	+3.4	+36	+60	+86	+77	+18	+2.4	-3.6	+57	+3.9	+1.0	+1.2	+1.1	+0.7	+117	+117	+122	+77
High 35%	+3.7	+2.9	-0.9	+3.7	+36	+59	+84	+75	+18	+2.3	-3.4	+55	+3.8	+0.9	+1.0	+1.0	+0.6	+114	+115	+116	+74
High 40%	+2.9	+2.5	-0.7	+4.0	+35	+58	+82	+73	+17	+2.2	-3.2	+54	+3.6	+0.8	+0.9	+0.9	+0.5	+111	+112	+109	+71
High 45%	+2.3	+2.1	-0.5	+4.2	+34	+57	+80	+71	+17	+2.1	-3.0	+53	+3.4	+0.7	+0.8	+0.9	+0.5	+108	+109	+103	+68
<b>50%</b>	+1.6	+1.7	-0.3	+4.5	+33	+55	+78	+68	+16	+2.0	-2.8	+51	+3.3	+0.6	+0.6	+0.8	+0.4	+105	+106	+97	+65
Low 45%	+1.0	+1.3	-0.2	+4.7	+33	+54	+76	+66	+16	+1.9	-2.6	+50	+3.1	+0.5	+0.5	+0.7	+0.3	+102	+104	+91	+62
Low 40%	+0.3	+0.9	+0.0	+4.9	+32	+53	+75	+64	+15	+1.8	-2.5	+49	+3.0	+0.4	+0.4	+0.6	+0.3	+99	+101	+85	+59
Low 35%	-0.3	+0.5	+0.2	+5.2	+31	+52	+73	+62	+15	+1.7	-2.3	+47	+2.8	+0.3	+0.2	+0.6	+0.2	+96	+98	+80	+56
Low 30%	-1.0	+0.0	+0.4	+5.4	+30	+50	+71	+59	+14	+1.6	-2.0	+46	+2.7	+0.2	+0.1	+0.5	+0.2	+93	+96	+73	+53
Low 25%	-1.8	-0.5	+0.6	+5.7	+29	+49	+68	+56	+13	+1.5	-1.8	+44	+2.5	+0.1	+0.0	+0.4	+0.1	+89	+92	+67	+50
Low 20%	-2.6	-1.0	+0.9	+6.0	+28	+47	+66	+53	+13	+1.4	-1.6	+43	+2.3	+0.0	-0.2	+0.3	+0.0	+85	+88	+59	+46
Low 15%	-3.6	-1.6	+1.1	+6.3	+27	+45	+63	+49	+12	+1.3	-1.4	+41	+2.2	-0.1	-0.4	+0.2	-0.1	+80	+84	+51	+41
Low 10%	-4.8	-2.5	+1.5	+6.7	+25	+43	+59	+45	+11	+1.1	-1.0	+38	+1.9	-0.3	-0.6	+0.0	-0.2	+74	+78	+39	+36
Low 5%	-6.8	-3.8	+2.0	+7.2	+23	+39	+53	+37	+9	+0.8	-0.6	+35	+1.6	-0.5	-1.0	-0.3	-0.3	+64	+69	+21	+26
Low 1%	-11.2	-6.7	+3.2	+8.3	+18	+31	+42	+23	+6	+0.3	+0.2	+27	+1.0	-1.0	-1.6	-0.8	-0.6	+48	+53	-13	+7

Use this list to determine how an animal's EBV's rank compared to all calves born in 2018 Australasian Hereford Group Breedplan. For example a bull with an E.B.V. of +35 for 200 Day Growth will be in the top 40% for that trait in 2020 Group Breedplan.

**SHADED BOXES** indicate EBV's in the top 10% for 2020 Australasian Group Breedplan.

**BM, SBM or GBM** indicate Benchmark, Silver Benchmark or Gold Benchmark status as awarded by NZ Hereford Association for Maternal Excellence.

# REFERENCE SIRES



## GRASSMERE GALLANT 9

2020 AUSTRALASIAN HEREFORD GROUP BREEDPLAN EBVs																
	Calving Ease		Birth Wt.	Milk	200 Day	400 Day	600 Day	MCW	CWT	EMA	Rib Fat	Rump Fat	IMF	SS	HP/ Maternal	Export/ Maternal
	DIR (%)	DTRS (%)	(kg)	(kg)	(kg)	(kg)	(kg)			(sq. cm)	(mm)	(mm)	(%)	(cm)		
	-4.0	+4.1	+6.5	+18	+39	+69	+105	+71	+74	+8.6	+2.1	+2.5	+1.7	+2.8	+\$153	+\$142
ACC.	73%	55%	94%	61%	89%	89%	90%	81%	78%	67%	71%	76%	75%	89%	Averages	
															+\$105	+\$106

## BEECHWOOD FAST ROUND

2020 AUSTRALASIAN HEREFORD GROUP BREEDPLAN EBVs																
	Calving Ease		Birth Wt.	Milk	200 Day	400 Day	600 Day	MCW	CWT	EMA	Rib Fat	Rump Fat	IMF	SS	HP/ Maternal	Export/ Maternal
	DIR (%)	DTRS (%)	(kg)	(kg)	(kg)	(kg)	(kg)			(sq. cm)	(mm)	(mm)	(%)	(cm)		
	+1.5	+0.8	+4.9	+8	+33	+66	+89	+74	+55	+3.4	+0.3	+0.0	+0.0	+2.4	+\$107	+\$117
ACC.	69%	48%	94%	53%	89%	88%	90%	78%	76%	61%	66%	72%	69%	86%	Averages	
															+\$105	+\$106

## OKAWA STAMPER 160097

2020 AUSTRALASIAN HEREFORD GROUP BREEDPLAN EBVs																
	Calving Ease		Birth Wt.	Milk	200 Day	400 Day	600 Day	MCW	CWT	EMA	Rib Fat	Rump Fat	IMF	SS	HP/ Maternal	Export/ Maternal
	DIR (%)	DTRS (%)	(kg)	(kg)	(kg)	(kg)	(kg)			(sq. cm)	(mm)	(mm)	(%)	(cm)		
	-0.2	+1.5	+7.6	+25	+55	+82	+116	+84	+78	+4.4	+1.3	+1.5	+0.8	+2.3	+\$146	+\$146
ACC.	65%	48%	85%	56%	81%	82%	83%	74%	71%	61%	66%	71%	68%	84%	Averages	
															+\$105	+\$106

# REFERENCE SIRES



## OKAWA HOLY SMOKE 140061

2020 AUSTRALASIAN HEREFORD GROUP BREEDPLAN EBVs																
	Calving Ease		Birth Wt. (kg)	Milk (kg)	200 Day (kg)	400 Day (kg)	600 Day (kg)	MCW	CWT	EMA (sq. cm)	Rib Fat (mm)	Rump Fat (mm)	IMF (%)	SS (cm)	HP/ Maternal	Export/ Maternal
	DIR (%)	DTRS (%)														
	+6.4	+0.1	+0.7	+20	+33	+58	+75	+63	+64	+3.6	+0.5	+0.5	+1.1	+0.7	+\$119	+\$113
ACC.	71%	62%	94%	71%	91%	91%	92%	84%	80%	70%	74%	79%	78%	91%	Averages	
															+\$105	+\$106

## OKAWA SHULTZ 150016

2020 AUSTRALASIAN HEREFORD GROUP BREEDPLAN EBVs																
	Calving Ease		Birth Wt. (kg)	Milk (kg)	200 Day (kg)	400 Day (kg)	600 Day (kg)	MCW	CWT	EMA (sq. cm)	Rib Fat (mm)	Rump Fat (mm)	IMF (%)	SS (cm)	HP/ Maternal	Export/ Maternal
	DIR (%)	DTRS (%)														
	+3.3	-0.1	+3.6	+25	+33	+65	+91	+61	+65	+5.1	+0.5	+0.3	+0.7	+1.5	+\$132	+\$128
ACC.	66%	46%	93%	49%	87%	85%	87%	77%	73%	61%	68%	73%	68%	82%	Averages	
															+\$105	+\$106

**SHADED BOXES** indicate EBV's in the top 10% for 2020 Australasian Group Breedplan.

**BM, SBM OR GBM** indicate Benchmark, Silver Benchmark or Gold Benchmark status as awarded by NZ Hereford Association for Maternal Excellence.

**Carrfields**

**Livestock**

# ***WE HAVE YOUR STUD STOCK NEEDS COVERED***



**Callum Dunnett**  
P: 027 587 0131

**Tom Suttor**  
P: 027 616 4504

**Andrew Holt**  
P: 027 496 3311

**Neville Clark**  
P: 027 587 0131

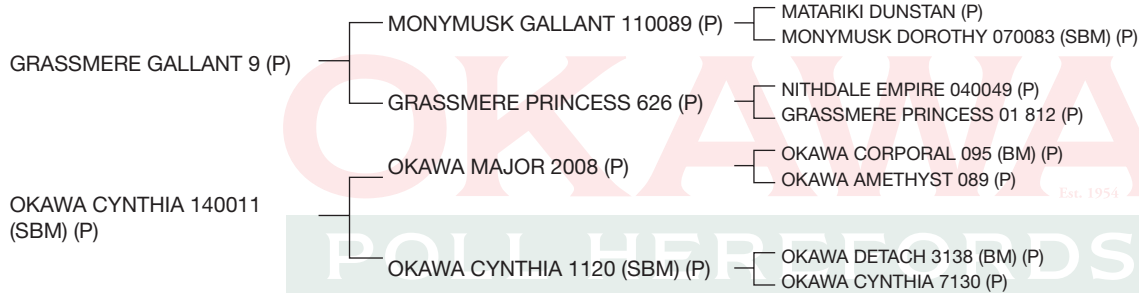
**Roger Keach**  
P: 027 417 8641

**Bruce Orr**  
P: 027 4922 122

# OKAWA SARACEN 180052

LOT No. 1

Born: 08/09/18 Animal ident no: 0617180052P



## 2020 AUSTRALASIAN HEREFORD GROUP BREEDPLAN EBVs

	Calving Ease		Birth Wt.	Milk	200 Day	400 Day	600 Day	MCW	CWT	EMA	Rib	Rump	IMF	SS	HP/	Export/
	DIR (%)	DTRS (%)	(kg)	(kg)	(kg)	(kg)	(kg)			(sq. cm)	Fat (mm)	Fat (mm)	(%)		Maternal	Maternal
	+1.7	+4.0	+5.5	+21	+40	+68	+104	+77	+67	+4.1	+0.8	+0.4	+0.9	+3.2	+\$144	+\$142
ACC.	47%	36%	74%	48%	69%	69%	72%	65%	60%	51%	56%	60%	54%	77%	Averages	
															+\$105	+\$106

Purchaser.....Price.....

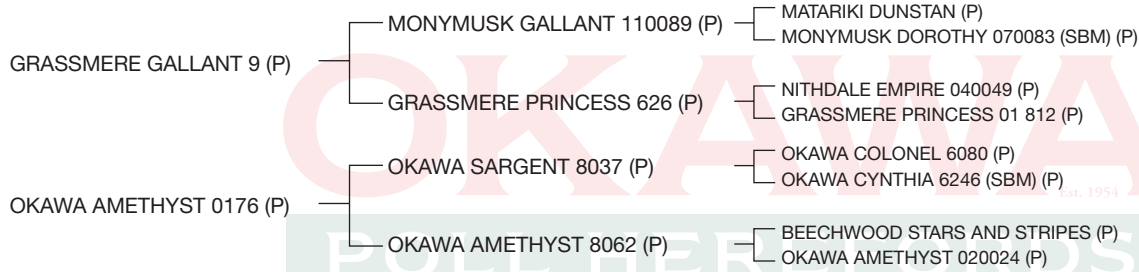
**TRAITS OBSERVED:** GL CE BWT 200WT 400WT 600WT SS FAT EMA IMF Genomics

**NOTES:**

# OKAWA SARACEN 180017

# LOT No. 2

Born: 02/09/18 Animal ident no: 0617180017P



## 2020 AUSTRALASIAN HEREFORD GROUP BREEDPLAN EBVs

	Calving Ease		Birth Wt.	Milk	200 Day	400 Day	600 Day	MCW	CWT	EMA	Rib	Rump	IMF	SS	HP/	Export/
	DIR (%)	DTRS (%)	(kg)	(kg)	(kg)	(kg)	(kg)			(sq. cm)	Fat (mm)	Fat (mm)	(%)		Maternal	Maternal
	+2.0	+4.3	+4.1	+16	+34	+55	+86	+54	+65	+6.2	+1.2	+1.5	+0.8	+1.6	+\$138	+\$135
ACC.	45%	34%	73%	51%	69%	69%	72%	65%	59%	50%	55%	59%	53%	77%	Averages	
															+\$105	+\$106

Purchaser.....Price.....

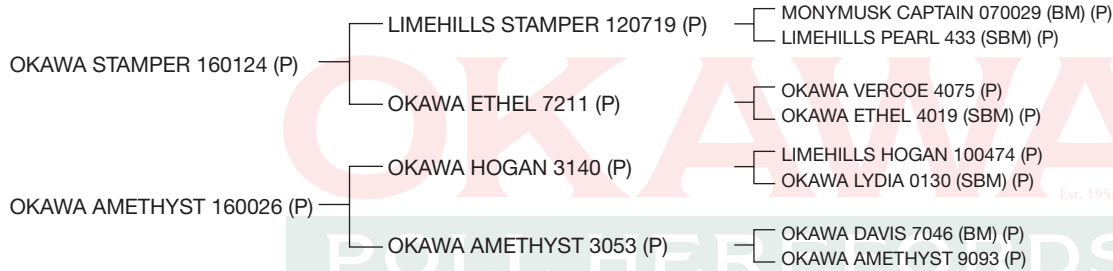
**TRAITS OBSERVED:** CE BWT 200WT 400WT 600WT SS FAT EMA IMF Genomics

**NOTES:**

# OKAWA TOUGH GUY 180039

LOT No. 3

Born: 06/09/18 Animal ident no: 0617180039P



## 2020 AUSTRALASIAN HEREFORD GROUP BREEDPLAN EBVs

	Calving Ease		Birth Wt. (kg)	Milk (kg)	200 Day (kg)	400 Day (kg)	600 Day (kg)	MCW	CWT	EMA (sq. cm)	Rib Fat (mm)	Rump Fat (mm)	IMF (%)	SS	HP/ Maternal	Export/ Maternal
	DIR (%)	DTRS (%)														
	-3.2	-1.4	+4.0	+26	+44	+77	+107	+84	+75	+2.9	+0.3	+0.0	+0.6	+2.7	+\$117	+\$120
ACC.	44%	33%	73%	44%	67%	67%	71%	63%	57%	48%	53%	57%	49%	76%	Averages	
															+\$105	+\$106

Purchaser.....Price.....

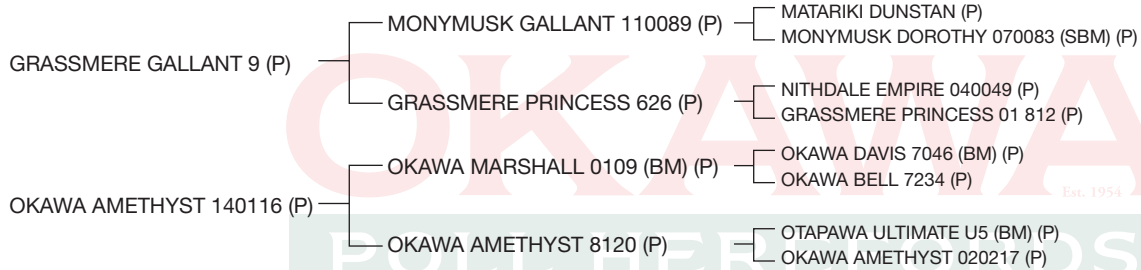
**TRAITS OBSERVED:** CE BWT 200WT 400WT 600WT SS FAT EMA IMF Genomics

**NOTES:**

# OKAWA SARACEN 180145

# LOT No. 4

Born: 18/09/18 Animal ident no: 0617180145P



## 2020 AUSTRALASIAN HEREFORD GROUP BREEDPLAN EBVs

ACC.	Calving Ease		Birth Wt. (kg)	Milk (kg)	200 Day (kg)	400 Day (kg)	600 Day (kg)	MCW	CWT	EMA (sq. cm)	Rib Fat (mm)	Rump Fat (mm)	IMF (%)	SS	HP/ Maternal	Export/ Maternal
	DIR (%)	DTRS (%)														
	+4.3	+5.0														
	+4.3	+5.0	+2.8	+22	+30	+57	+83	+58	+62	+5.4	+1.7	+1.9	+1.5	+2.6	+\$150	+\$140
	Averages															
	47%	37%	75%	48%	69%	69%	73%	65%	60%	51%	56%	60%	53%	77%	+\$105	+\$106

Purchaser.....Price.....

**TRAITS OBSERVED:** CE BWT 200WT 400WT 600WT SS FAT EMA IMF

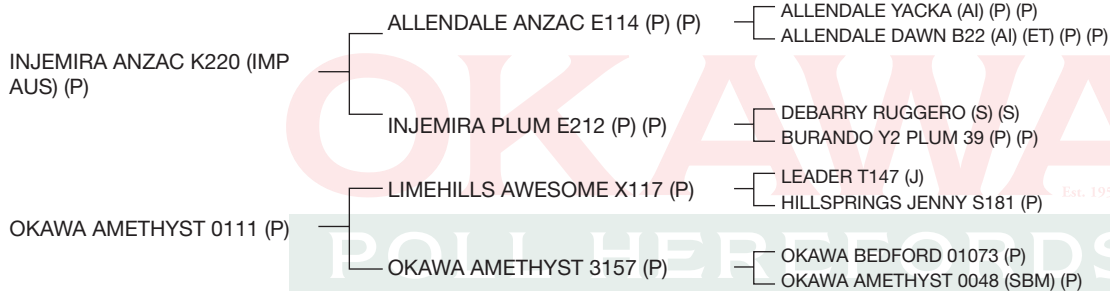
**NOTES:**



# OKAWA ANZAC 180108

# LOT No. 5

Born: 15/09/18 Animal ident no: 0617180108P



## 2020 AUSTRALASIAN HEREFORD GROUP BREEDPLAN EBVs

	Calving Ease		Birth Wt. (kg)	Milk (kg)	200 Day (kg)	400 Day (kg)	600 Day (kg)	MCW	CWT	EMA (sq. cm)	Rib Fat (mm)	Rump Fat (mm)	IMF (%)	SS	HP/ Maternal	Export/ Maternal
	DIR (%)	DTRS (%)														
	-3.7	+2.0	+4.7	+16	+32	+48	+65	+33	+47	+5.9	+1.9	+2.0	+1.5	+0.4	+\$96	+\$79
ACC.	51%	41%	75%	54%	71%	71%	74%	66%	63%	55%	59%	63%	59%	77%	Averages	
															+\$105	+\$106

Purchaser.....Price.....

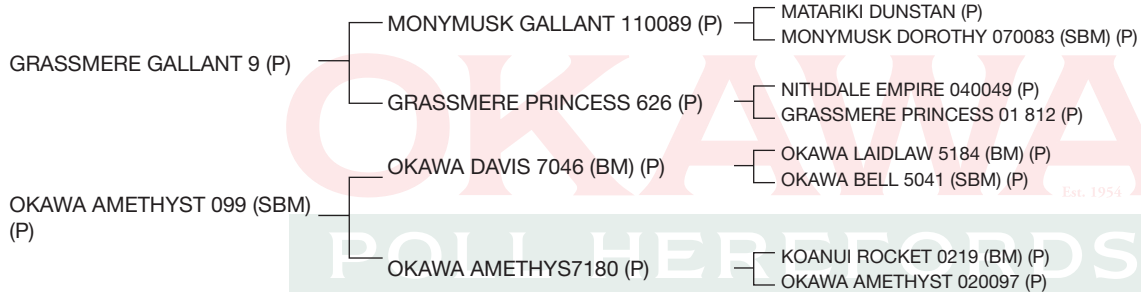
**TRAITS OBSERVED:** GL CE BWT 200WT 400WT 600WT SS FAT EMA IMF Genomics

**NOTES:**

# OKAWA SARACEN 180041

# LOT No. 6

Born: 06/09/18 Animal ident no: 0617180041H



## 2020 AUSTRALASIAN HEREFORD GROUP BREEDPLAN EBVs

	Calving Ease		Birth Wt. (kg)	Milk (kg)	200 Day (kg)	400 Day (kg)	600 Day (kg)	MCW	CWT	EMA (sq. cm)	Rib Fat (mm)	Rump Fat (mm)	IMF (%)	SS	HP/ Maternal	Export/ Maternal
	DIR (%)	DTRS (%)														
	+0.8	+4.6	+4.5	+20	+36	+66	+99	+74	+69	+6.2	+1.2	+1.3	+1.0	+2.2	+\$144	+\$139
ACC.	48%	39%	75%	49%	69%	70%	73%	65%	60%	52%	56%	61%	54%	77%	Averages	
															+\$105	+\$106

Purchaser.....Price.....

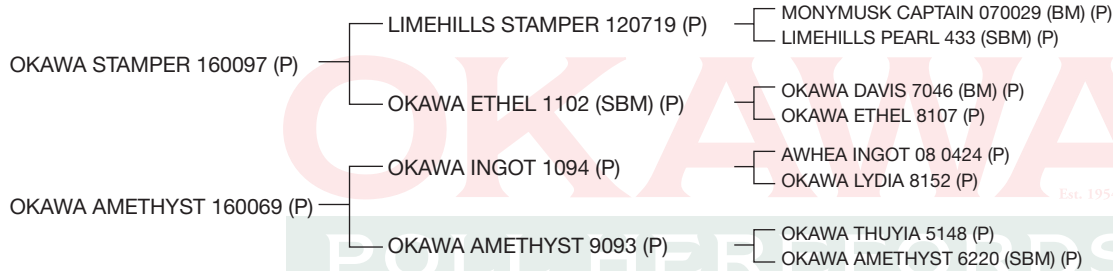
**TRAITS OBSERVED:** CE BWT 200WT 400WT 600WT SS FAT EMA IMF

**NOTES:** HORNS

# OKAWA PONCHO 180013

LOT No. 7

Born: 01/09/18 Animal ident no: 0617180013P



## 2020 AUSTRALASIAN HEREFORD GROUP BREEDPLAN EBVs

	Calving Ease		Birth Wt.	Milk	200 Day	400 Day	600 Day	MCW	CWT	EMA	Rib	Rump	IMF	SS	HP/	Export/
	DIR (%)	DTRS (%)	(kg)	(kg)	(kg)	(kg)	(kg)			(sq. cm)	Fat (mm)	Fat (mm)	(%)		Maternal	Maternal
	-2.2	+2.6	+9.7	+22	+57	+86	+130	+106	+78	+2.9	+0.5	+0.3	+0.3	+2.6	+\$136	+\$141
ACC.	44%	33%	72%	46%	67%	67%	71%	63%	57%	48%	54%	58%	50%	76%	Averages	
															+\$105	+\$106

Purchaser.....Price.....

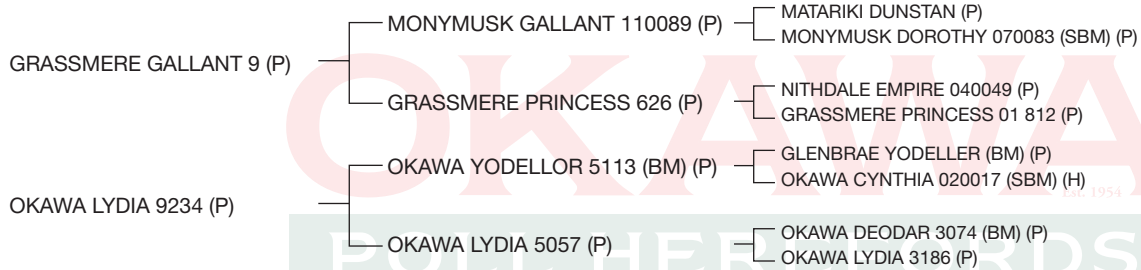
**TRAITS OBSERVED:** CE BWT 200WT 400WT 600WT SS FAT EMA IMF Genomics

**NOTES:**

# OKAWA SARACEN 180072

# LOT No. 8

Born: 11/09/18 Animal ident no: 0617180072P



## 2020 AUSTRALASIAN HEREFORD GROUP BREEDPLAN EBVs

ACC.	Calving Ease		Birth Wt. (kg)	Milk (kg)	200 Day (kg)	400 Day (kg)	600 Day (kg)	MCW	CWT	EMA (sq. cm)	Rib Fat (mm)	Rump Fat (mm)	IMF (%)	SS	HP/ Maternal	Export/ Maternal
	DIR (%)	DTRS (%)														
		+2.2	+5.9	+2.9	+20	+29	+52	+72	+39	+53	+5.0	+1.3	+1.0	+1.0	+2.6	+\$128
ACC.	48%	38%	75%	52%	69%	70%	73%	66%	60%	52%	57%	61%	54%	77%	Averages	
															+\$105	+\$106

Purchaser.....Price.....

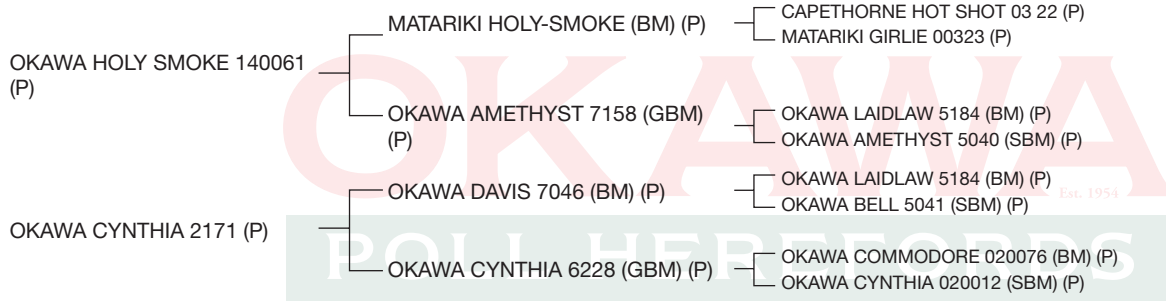
**TRAITS OBSERVED:** CE BWT 200WT 400WT 600WT SS FAT EMA IMF Genomics

**NOTES:**

# OKAWA BLUESMOKE 180172

# LOT No. 9

Born: 21/09/18 Animal ident no: 0617180172S



## 2020 AUSTRALASIAN HEREFORD GROUP BREEDPLAN EBVs

	Calving Ease		Birth Wt.	Milk	200 Day	400 Day	600 Day	MCW	CWT	EMA	Rib	Rump	IMF	SS	HP/	Export/
	DIR (%)	DTRS (%)	(kg)	(kg)	(kg)	(kg)	(kg)			(sq. cm)	Fat (mm)	Fat (mm)	(%)		Maternal	Maternal
	+6.0	+0.5	+0.3	+20	+27	+54	+65	+46	+54	+3.4	+1.4	+1.6	+0.4	+1.3	+\$111	+\$114
ACC.	48%	43%	75%	57%	70%	71%	74%	67%	62%	54%	58%	62%	57%	78%	Averages	
															+\$105	+\$106

Purchaser.....Price.....

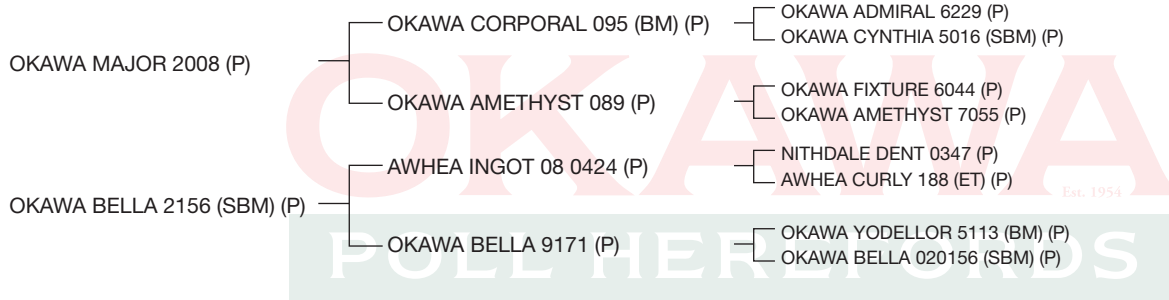
**TRAITS OBSERVED:** CE BWT 200WT 400WT 600WT SS FAT EMA IMF Genomics

**NOTES:** SCURR

# OKAWA MARINE 180245

# Lot No. 10

Born: 04/10/18 Animal ident no: 0617180245P



## 2020 AUSTRALASIAN HEREFORD GROUP BREEDPLAN EBVs

	Calving Ease		Birth Wt. (kg)	Milk (kg)	200 Day (kg)	400 Day (kg)	600 Day (kg)	MCW	CWT	EMA (sq. cm)	Rib Fat (mm)	Rump Fat (mm)	IMF (%)	SS	HP/ Maternal	Export/ Maternal
	DIR (%)	DTRS (%)														
	+1.7	+2.9	+4.9	+22	+38	+70	+99	+73	+60	+2.6	+0.7	+0.5	+0.7	+4.4	+\$135	+\$135
ACC.	48%	41%	75%	55%	70%	71%	73%	67%	61%	53%	57%	62%	56%	77%	Averages	
															+\$105	+\$106

Purchaser.....Price.....

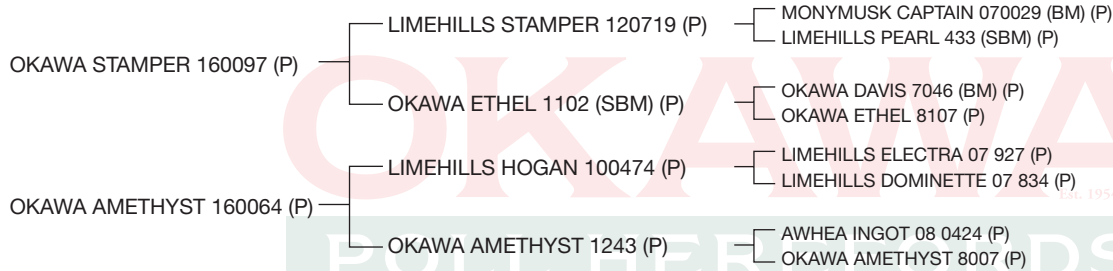
**TRAITS OBSERVED:** CE BWT 200WT 400WT 600WT SS FAT EMA IMF

**NOTES:**

# OKAWA PONCHO 180090

Lot No. 11

Born: 12/09/18 Animal ident no: 0617180090S



## 2020 AUSTRALASIAN HEREFORD GROUP BREEDPLAN EBVs

	Calving Ease		Birth Wt.	Milk	200 Day	400 Day	600 Day	MCW	CWT	EMA	Rib	Rump	IMF	SS	HP/	Export/
	DIR (%)	DTRS (%)	(kg)	(kg)	(kg)	(kg)	(kg)			(sq. cm)	Fat (mm)	Fat (mm)	(%)		Maternal	Maternal
	+2.6	+4.2	+5.6	+22	+45	+71	+101	+79	+69	+3.8	+0.8	+0.9	+0.4	+1.6	+\$135	+\$138
ACC.	43%	33%	72%	45%	66%	67%	70%	62%	57%	48%	53%	58%	50%	75%	Averages	
															+\$105	+\$106

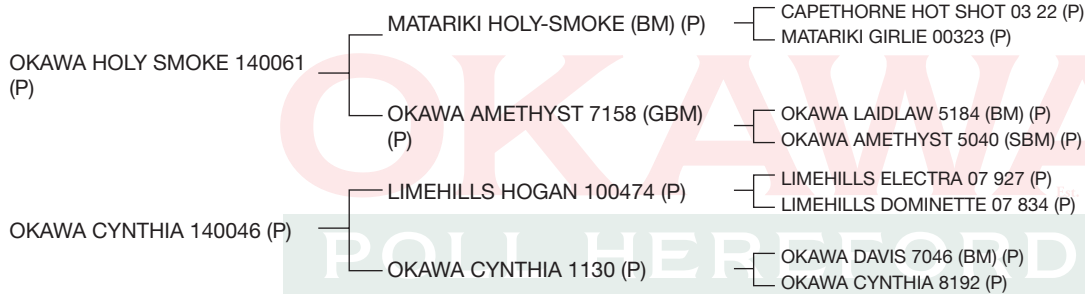
Purchaser.....Price.....

**TRAITS OBSERVED:** CE BWT 200WT 400WT 600WT SS FAT EMA IMF Genomics  
**NOTES:** SCURR

# OKAWA BLUESMOKE 180061

# Lot No. 12

Born: 08/09/18 Animal ident no: 0617180061P



## 2020 AUSTRALASIAN HEREFORD GROUP BREEDPLAN EBVs

	Calving Ease		Birth Wt.	Milk	200 Day	400 Day	600 Day	MCW	CWT	EMA	Rib	Rump	IMF	SS	HP/ Maternal	Export/ Maternal
	DIR (%)	DTRS (%)	(kg)	(kg)	(kg)	(kg)	(kg)			(sq. cm)	Fat (mm)	Fat (mm)	(%)			
	+0.6	-0.3	+4.6	+20	+41	+73	+101	+85	+73	+4.6	+0.3	+0.1	+1.2	+1.1	+\$128	+\$122
ACC.	46%	39%	74%	52%	69%	70%	73%	65%	60%	51%	56%	60%	54%	77%	Averages	
															+\$105	+\$106

Purchaser.....Price.....

**TRAITS OBSERVED:** CE BWT 200WT 400WT 600WT SS FAT EMA IMF Genomics

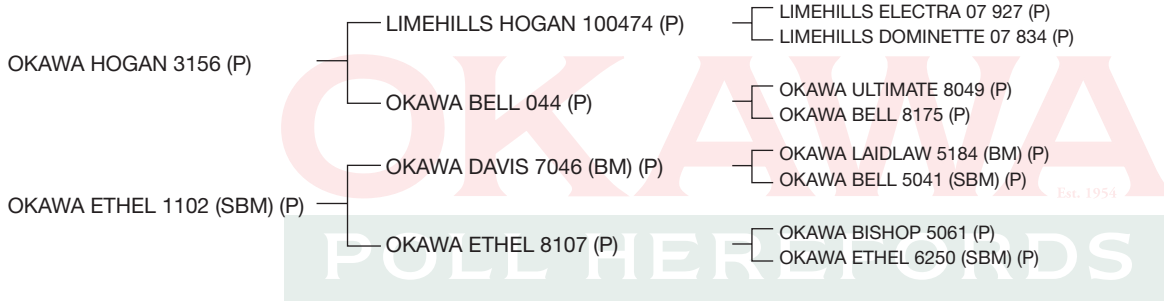
**NOTES:**



# OKAWA SHULTZ 180264

# Lot No. 13

Born: 11/10/18 Animal ident no: 0617180264P



## 2020 AUSTRALASIAN HEREFORD GROUP BREEDPLAN EBVs

	Calving Ease		Birth Wt.	Milk	200 Day	400 Day	600 Day	MCW	CWT	EMA	Rib	Rump	IMF	SS	HP/	Export/
	DIR (%)	DTRS (%)	(kg)	(kg)	(kg)	(kg)	(kg)			(sq. cm)	Fat (mm)	Fat (mm)	(%)		Maternal	Maternal
	-0.7	+2.0	+3.8	+25	+41	+63	+89	+51	+62	+2.9	+1.0	+1.0	+1.2	+0.3	+\$121	+\$106
ACC.	47%	37%	74%	52%	69%	70%	73%	66%	61%	52%	57%	61%	54%	77%	Averages	
															+\$105	+\$106

Purchaser.....Price.....

**TRAITS OBSERVED:** CE BWT 200WT 400WT 600WT SS FAT EMA IMF

**NOTES:**



AonAgri brokers have worked with farmers at bull sales across New Zealand, for a number of years. Our dedicated local teams understand the value and importance of making sure your bull is properly covered - right from the sale.

Aon offers our clients full insurance packages, based on an agreed value, up front. Having negotiated the best policies and terms, our easy claims process and local service also give bull farmers security, protection and peace of mind when it comes to insuring one of their biggest assets.

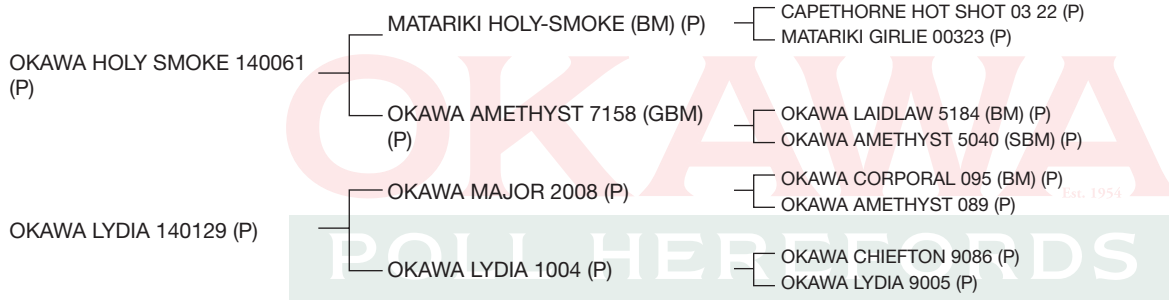
AonAgri,  
Premier Sponsor  
**NZ Hereford  
Association**

There's a reason that Aon are New Zealand's leading Agricultural Insurance Broker. Talk to one of our Ashburton team today for more information.

# OKAWA BLUE SMOKE 180118

# Lot No. 14

Born: 16/09/18 Animal ident no: 0617180118P



## 2020 AUSTRALASIAN HEREFORD GROUP BREEDPLAN EBVs

	Calving Ease		Birth Wt.	Milk	200 Day	400 Day	600 Day	MCW	CWT	EMA	Rib	Rump	IMF	SS	HP/ Maternal	Export/ Maternal
	DIR (%)	DTRS (%)	(kg)	(kg)	(kg)	(kg)	(kg)			(sq. cm)	Fat (mm)	Fat (mm)	(%)			
	+0.6	-1.5	+4.0	+18	+38	+68	+92	+74	+64	+1.8	+0.2	+0.1	+0.3	+2.0	+\$103	+\$106
ACC.	46%	38%	75%	51%	69%	70%	73%	65%	60%	52%	56%	60%	54%	78%	Averages	
															+\$105	+\$106

Purchaser.....Price.....

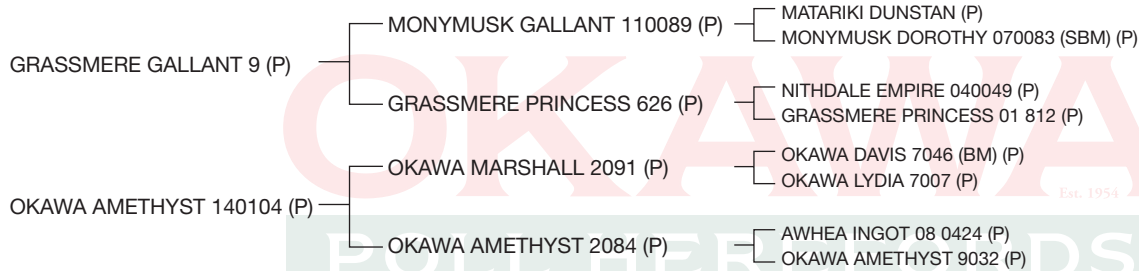
**TRAITS OBSERVED:** CE BWT 200WT 400WT 600WT SS FAT EMA IMF Genomics

**NOTES:**

# OKAWA SARACEN 180179

# Lot No. 15

Born: 21/09/18 Animal ident no: 0617180179P



## 2020 AUSTRALASIAN HEREFORD GROUP BREEDPLAN EBVs

	Calving Ease		Birth Wt. (kg)	Milk (kg)	200 Day (kg)	400 Day (kg)	600 Day (kg)	MCW	CWT	EMA (sq. cm)	Rib Fat (mm)	Rump Fat (mm)	IMF (%)	SS	HP/ Maternal	Export/ Maternal
	DIR (%)	DTRS (%)														
	-4.0	+1.2	+5.3	+18	+34	+59	+85	+61	+57	+5.8	+1.5	+1.7	+0.9	+1.9	+\$109	+\$107
ACC.	46%	35%	74%	46%	68%	69%	72%	64%	59%	50%	55%	59%	52%	77%	Averages	
															+\$105	+\$106

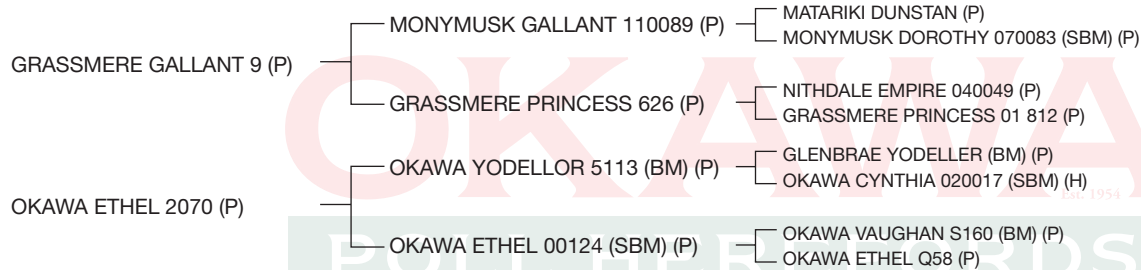
Purchaser.....Price.....

**TRAITS OBSERVED:** CE BWT 200WT 400WT 600WT SS FAT EMA IMF  
**NOTES:**

# OKAWA SARACEN 180193

# Lot No. 16

Born: 23/09/18 Animal ident no: 0617180193S



## 2020 AUSTRALASIAN HEREFORD GROUP BREEDPLAN EBVs

	Calving Ease		Birth Wt. (kg)	Milk (kg)	200 Day (kg)	400 Day (kg)	600 Day (kg)	MCW	CWT	EMA (sq. cm)	Rib Fat (mm)	Rump Fat (mm)	IMF (%)	SS	HP/ Maternal	Export/ Maternal
	DIR (%)	DTRS (%)														
	-1.1	+5.6	+5.6	+21	+37	+62	+96	+75	+63	+4.9	+1.7	+1.9	+1.3	+1.6	+\$135	+\$127
ACC.	47%	38%	67%	50%	67%	69%	71%	64%	60%	51%	55%	59%	53%	76%	Averages	
															+\$105	+\$106

Purchaser.....Price.....

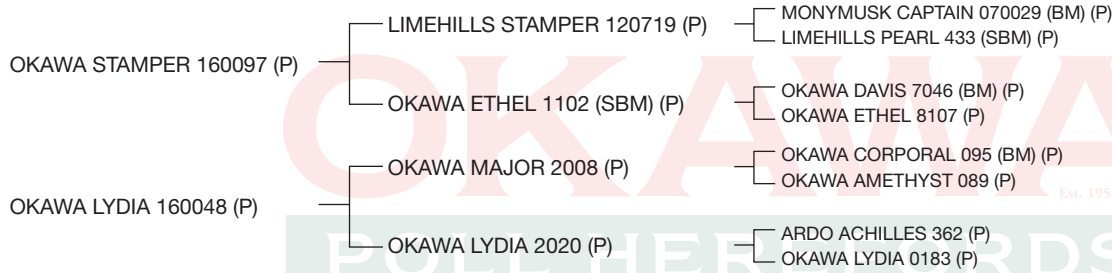
**TRAITS OBSERVED:** CE 200WT 400WT 600WT SS FAT EMA IMF

**NOTES:** SCURR

# OKAWA PONCHO 180066

Lot No. 17

Born: 09/09/18 Animal ident no: 0617180066S



## 2020 AUSTRALASIAN HEREFORD GROUP BREEDPLAN EBVs

	Calving Ease		Birth Wt.	Milk	200 Day	400 Day	600 Day	MCW	CWT	EMA	Rib	Rump	IMF	SS	HP/	Export/
	DIR (%)	DTRS (%)	(kg)	(kg)	(kg)	(kg)	(kg)			(sq. cm)	Fat (mm)	Fat (mm)	(%)		Maternal	Maternal
	+1.9	+1.8	+6.7	+20	+47	+76	+106	+81	+69	+3.6	+0.4	+0.2	+0.2	+3.8	+\$133	+\$142
ACC.	43%	32%	72%	42%	66%	67%	70%	63%	57%	48%	53%	58%	50%	75%	Averages	
															+\$105	+\$106

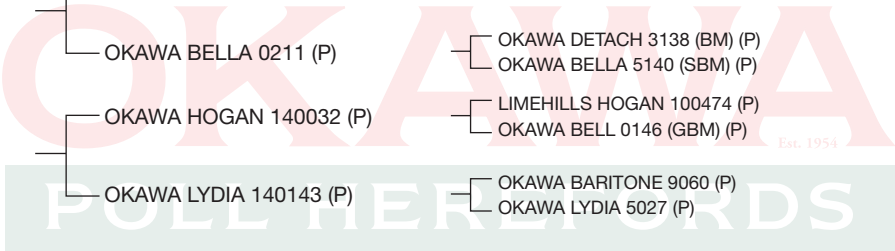
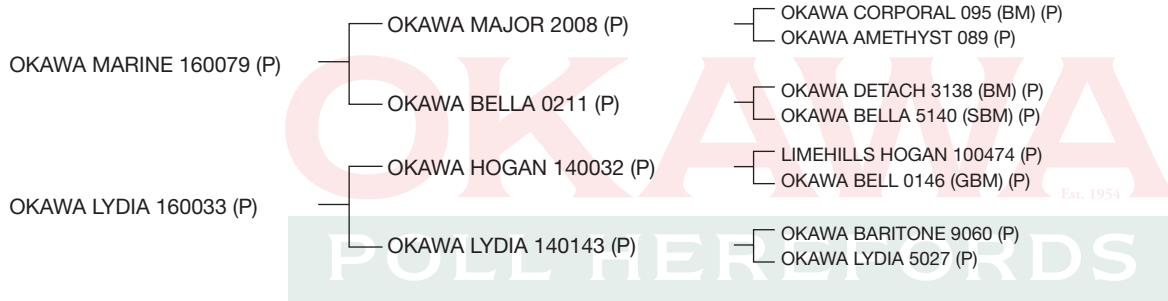
Purchaser.....Price.....

**TRAITS OBSERVED:** CE BWT 200WT 400WT 600WT SS FAT EMA IMF  
**NOTES:** SCURR

# OKAWA STEVEDOR 180021

# Lot No. 18

Born: 04/09/18 Animal ident no: 0617180021P



## 2020 AUSTRALASIAN HEREFORD GROUP BREEDPLAN EBVs

	Calving Ease		Birth Wt. (kg)	Milk (kg)	200 Day (kg)	400 Day (kg)	600 Day (kg)	MCW	CWT	EMA (sq. cm)	Rib Fat (mm)	Rump Fat (mm)	IMF (%)	SS	HP/ Maternal	Export/ Maternal
	DIR (%)	DTRS (%)														
	+8.9	+7.1	+2.8	+20	+39	+73	+104	+79	+75	+3.4	+0.2	-0.2	+0.6	+2.3	+\$163	+\$160
ACC.	40%	30%	72%	42%	66%	67%	71%	63%	57%	47%	53%	57%	49%	76%	Averages	
															+\$105	+\$106

Purchaser.....Price.....

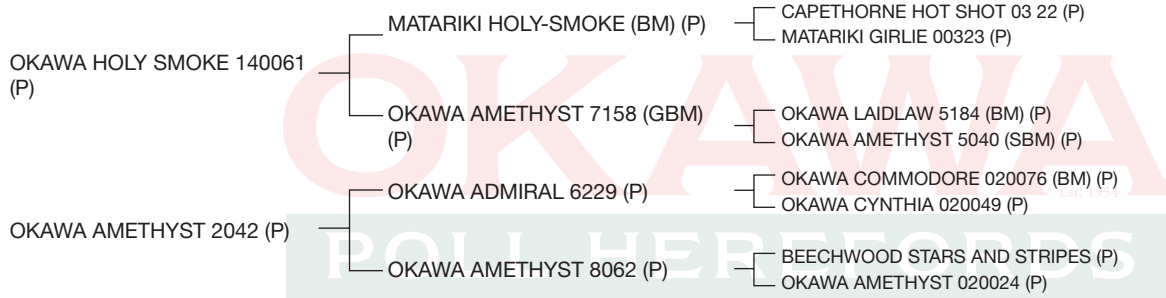
**TRAITS OBSERVED:** CE BWT 200WT 400WT 600WT SS FAT EMA IMF

**NOTES:**

# OKAWA BLUESMOKE 180049

Lot No. 19

Born: 08/09/18 Animal ident no: 0617180049P



## 2020 AUSTRALASIAN HEREFORD GROUP BREEDPLAN EBVs

	Calving Ease		Birth Wt.	Milk	200 Day	400 Day	600 Day	MCW	CWT	EMA	Rib	Rump	IMF	SS	HP/	Export/
	DIR (%)	DTRS (%)	(kg)	(kg)	(kg)	(kg)	(kg)			(sq. cm)	Fat (mm)	Fat (mm)	(%)		Maternal	Maternal
	+6.8	-0.4	+1.3	+19	+32	+58	+75	+67	+57	+1.1	+0.0	-0.4	-0.1	+0.6	+\$94	+\$100
ACC.	46%	40%	75%	54%	69%	70%	73%	66%	60%	51%	55%	59%	53%	77%	Averages	
															+\$105	+\$106

Purchaser.....Price.....

**TRAITS OBSERVED:** CE BWT 200WT 400WT 600WT SS FAT EMA IMF Genomics

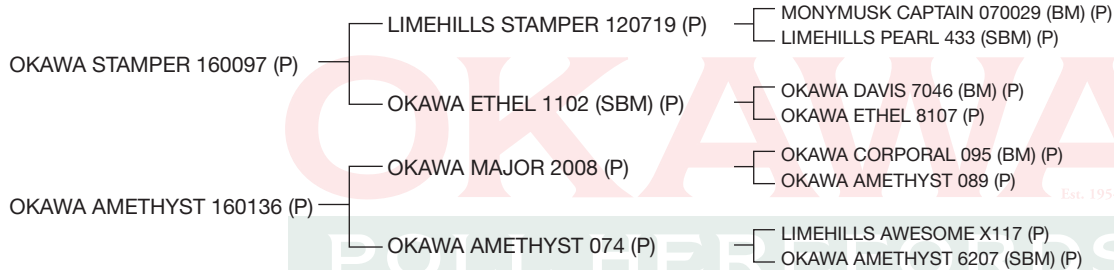
**NOTES:**



# OKAWA PONCHO 180070

Lot No. 20

Born: 11/09/18 Animal ident no: 0617180070P



## 2020 AUSTRALASIAN HEREFORD GROUP BREEDPLAN EBVs

ACC.	Calving Ease		Birth Wt. (kg)	Milk (kg)	200 Day (kg)	400 Day (kg)	600 Day (kg)	MCW	CWT	EMA (sq. cm)	Rib Fat (mm)	Rump Fat (mm)	IMF (%)	SS	HP/ Maternal	Export/ Maternal
	DIR (%)	DTRS (%)														
	+1.3	+2.4	+6.0	+24	+48	+79	+109	+91	+72	+3.2	+0.8	+0.7	+0.5	+2.3	+\$135	+\$139
	Averages															
	43%	32%	72%	45%	66%	67%	70%	63%	57%	48%	53%	58%	50%	76%	+\$105	+\$106

Purchaser.....Price.....

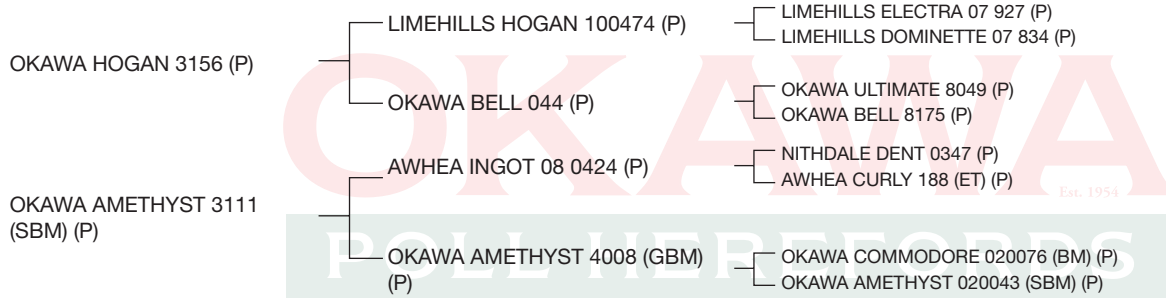
**TRAITS OBSERVED:** CE BWT 200WT 400WT 600WT SS FAT EMA IMF Genomics

**NOTES:**

# OKAWA SHULTZ 180247

# Lot No. 21

Born: 05/10/18 Animal ident no: 0617180247P



## 2020 AUSTRALASIAN HEREFORD GROUP BREEDPLAN EBVs

	Calving Ease		Birth Wt.	Milk	200 Day	400 Day	600 Day	MCW	CWT	EMA	Rib	Rump	IMF	SS	HP/	Export/
	DIR (%)	DTRS (%)	(kg)	(kg)	(kg)	(kg)	(kg)			(sq. cm)	Fat (mm)	Fat (mm)	(%)		Maternal	Maternal
	-5.5	+0.7	+5.5	+22	+37	+66	+95	+77	+58	+2.8	+0.5	+0.4	+0.2	+1.6	+\$90	+\$93
ACC.	47%	38%	74%	52%	69%	69%	72%	66%	60%	51%	56%	61%	54%	77%	Averages	
															+\$105	+\$106

Purchaser.....Price.....

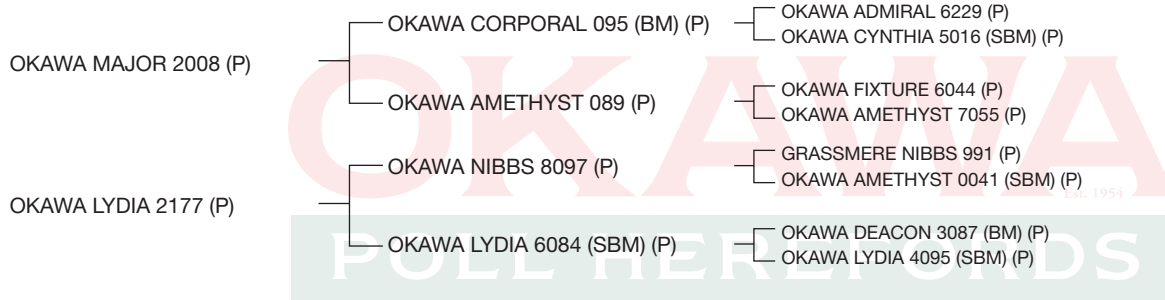
**TRAITS OBSERVED:** GL CE BWT 200WT 400WT 600WT SS FAT EMA IMF

**NOTES:**

# OKAWA MARINE 180254

# LOT No. 22

Born: 07/10/18 Animal ident no: 0617180254P



## 2020 AUSTRALASIAN HEREFORD GROUP BREEDPLAN EBVs

ACC.	Calving Ease		Birth Wt. (kg)	Milk (kg)	200 Day (kg)	400 Day (kg)	600 Day (kg)	MCW	CWT	EMA (sq. cm)	Rib Fat (mm)	Rump Fat (mm)	IMF (%)	SS	HP/ Maternal	Export/ Maternal
	DIR (%)	DTRS (%)														
	-6.0	-2.8	+6.7	+19	+42	+72	+103	+85	+61	+2.0	+0.3	+0.0	+0.4	+3.9	+\$91	+\$96
	Averages															
	50%	42%	76%	57%	71%	72%	75%	68%	63%	54%	59%	63%	58%	79%	+\$105	+\$106

Purchaser.....Price.....

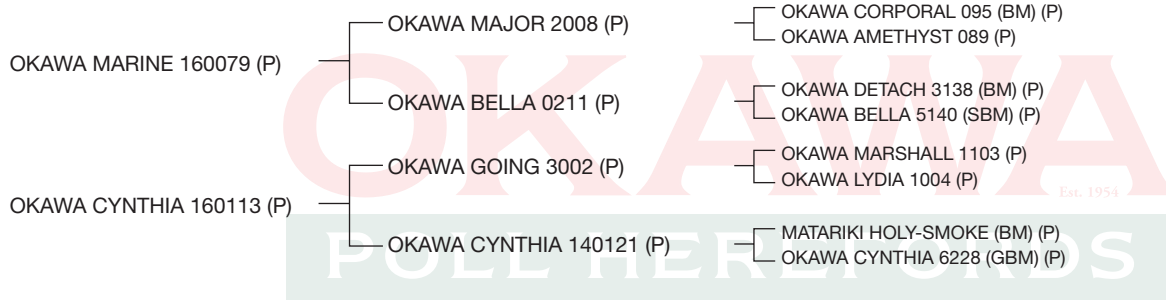
**TRAITS OBSERVED:** GL CE BWT 200WT 400WT 600WT SS FAT EMA IMF

**NOTES:**

# OKAWA STEVEDOR 180037

# Lot No. 23

Born: 06/09/18 Animal ident no: 0617180037P



## 2020 AUSTRALASIAN HEREFORD GROUP BREEDPLAN EBVs

	Calving Ease		Birth Wt.	Milk	200 Day	400 Day	600 Day	MCW	CWT	EMA	Rib	Rump	IMF	SS	HP/	Export/
	DIR (%)	DTRS (%)	(kg)	(kg)	(kg)	(kg)	(kg)			(sq. cm)	Fat (mm)	Fat (mm)	(%)		Maternal	Maternal
	+10.3	+5.4	+0.1	+19	+36	+72	+90	+56	+77	+3.7	+1.0	+1.2	+0.5	+2.9	+\$161	+\$160
ACC.	40%	31%	72%	44%	66%	67%	71%	63%	57%	48%	53%	57%	49%	76%	Averages	
															+\$105	+\$106

Purchaser.....Price.....

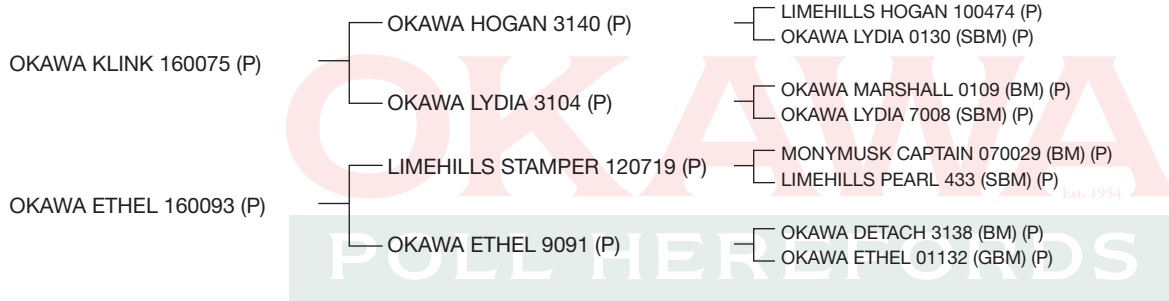
**TRAITS OBSERVED:** CE BWT 200WT 400WT 600WT SS FAT EMA IMF Genomics

**NOTES:**

# OKAWA PANZER 180022

# LOT No. 24

Born: 04/09/18 Animal ident no: 0617180022P



## 2020 AUSTRALASIAN HEREFORD GROUP BREEDPLAN EBVs

	Calving Ease		Birth Wt. (kg)	Milk (kg)	200 Day (kg)	400 Day (kg)	600 Day (kg)	MCW	CWT	EMA (sq. cm)	Rib Fat (mm)	Rump Fat (mm)	IMF (%)	SS	HP/ Maternal	Export/ Maternal
	DIR (%)	DTRS (%)														
	-9.6	-3.7	+6.6	+23	+47	+75	+107	+91	+65	+2.2	+0.5	+0.5	+0.6	+4.0	+\$88	+\$96
ACC.	44%	33%	72%	41%	67%	68%	71%	62%	57%	48%	54%	58%	50%	76%	Averages	
															+\$105	+\$106

Purchaser.....Price.....

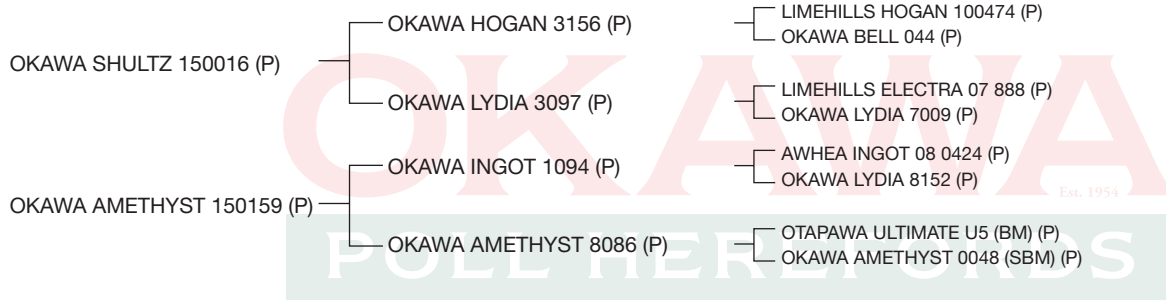
**TRAITS OBSERVED:** CE BWT 200WT 400WT 600WT SS FAT EMA IMF

**NOTES:**

# OKAWA ROMMEL 180033

# Lot No. 25

Born: 05/09/18 Animal ident no: 0617180033P



## 2020 AUSTRALASIAN HEREFORD GROUP BREEDPLAN EBVs

	Calving Ease		Birth Wt.	Milk	200 Day	400 Day	600 Day	MCW	CWT	EMA	Rib	Rump	IMF	SS	HP/	Export/
	DIR (%)	DTRS (%)	(kg)	(kg)	(kg)	(kg)	(kg)			(sq. cm)	Fat (mm)	Fat (mm)	(%)		Maternal	Maternal
	+5.3	+1.5	+2.8	+25	+29	+60	+84	+62	+58	+3.8	+0.7	+0.4	+0.8	+2.0	+\$130	+\$124
ACC.	44%	33%	74%	41%	68%	69%	72%	64%	58%	49%	54%	59%	51%	76%	Averages	
															+\$105	+\$106

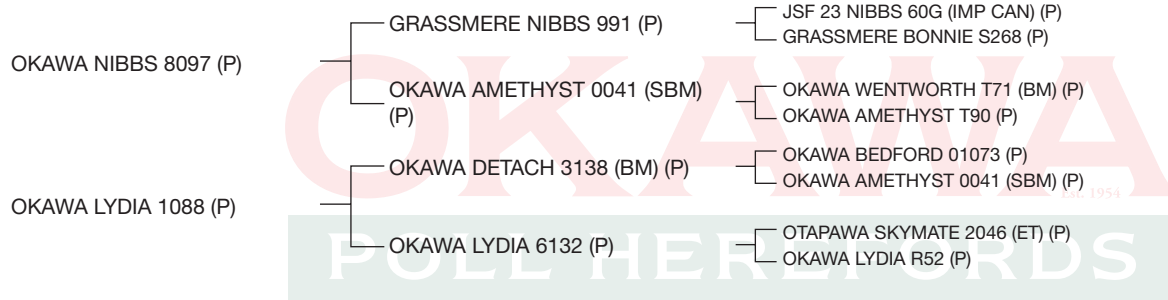
Purchaser.....Price.....

**TRAITS OBSERVED:** CE BWT 200WT 400WT 600WT SS FAT EMA IMF  
**NOTES:**

# OKAWA BENTLEY 180155

Lot No. 26

Born: 19/09/18 Animal ident no: 0617180155P



## 2020 AUSTRALASIAN HEREFORD GROUP BREEDPLAN EBVs

	Calving Ease		Birth Wt.	Milk	200 Day	400 Day	600 Day	MCW	CWT	EMA	Rib	Rump	IMF	SS	HP/	Export/
	DIR (%)	DTRS (%)	(kg)	(kg)	(kg)	(kg)	(kg)			(sq. cm)	Fat (mm)	Fat (mm)	(%)		Maternal	Maternal
	-3.6	+3.9	+5.1	+20	+34	+57	+93	+92	+59	+3.1	+0.8	+0.7	+1.4	+2.0	+\$108	+\$100
ACC.	51%	46%	76%	61%	72%	72%	75%	69%	64%	55%	60%	64%	58%	78%	Averages	
															+\$105	+\$106

Purchaser.....Price.....

**TRAITS OBSERVED:** GL CE BWT 200WT 400WT 600WT SS FAT EMA IMF

**NOTES:**

# BIG OR SMALL..

Our Veterinarians treat them all



Canterbury  
Vets

Animal health at its best

METHVEN 167 Main Street - Ph 302 8125 - Fax 302 9909

ASHBURTON 363 West Street - Ph 307 0686 - Fax 307 0664

[www.canterburyvets.co.nz](http://www.canterburyvets.co.nz)



# OKAWA ALLSTAR 180099

Lot No. 27

Born: 14/09/18 Animal ident no: 0617180099P



2020 AUSTRALASIAN HEREFORD GROUP BREEDPLAN EBVs																
	Calving Ease		Birth Wt.	Milk	200 Day	400 Day	600 Day	MCW	CWT	EMA	Rib	Rump	IMF	SS	HP/	Export/
	DIR (%)	DTRS (%)	(kg)	(kg)	(kg)	(kg)	(kg)			(sq. cm)	Fat (mm)	Fat (mm)	(%)		Maternal	Maternal
	+2.0	+5.7	+4.4	+25	+39	+64	+92	+83	+64	+3.9	+0.3	-0.7	+0.9	+2.5	+\$125	+\$122
ACC.	45%	34%	74%	43%	69%	70%	73%	64%	59%	49%	54%	59%	53%	77%	Averages	
															+\$105	+\$106

Purchaser.....Price.....

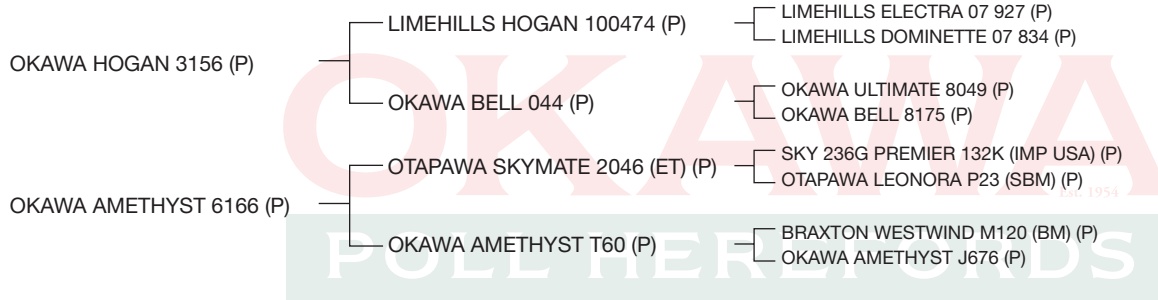
**TRAITS OBSERVED:** GL CE BWT 200WT 400WT 600WT SS FAT EMA IMF

**NOTES:**

# OKAWA SHULTZ 180156

# Lot No. 28

Born: 19/09/18 Animal ident no: 0617180156H



## 2020 AUSTRALASIAN HEREFORD GROUP BREEDPLAN EBVs

	Calving Ease		Birth Wt.	Milk	200 Day	400 Day	600 Day	MCW	CWT	EMA	Rib	Rump	IMF	SS	HP/	Export/
	DIR (%)	DTRS (%)	(kg)	(kg)	(kg)	(kg)	(kg)			(sq. cm)	Fat (mm)	Fat (mm)	(%)		Maternal	Maternal
	-15.3	-1.5	+6.6	+21	+37	+62	+94	+83	+54	+3.2	+0.3	-0.2	+0.8	+2.0	+\$58	+\$60
ACC.	48%	39%	74%	55%	69%	70%	73%	66%	61%	52%	57%	61%	54%	77%	Averages	
															+\$105	+\$106

Purchaser.....Price.....

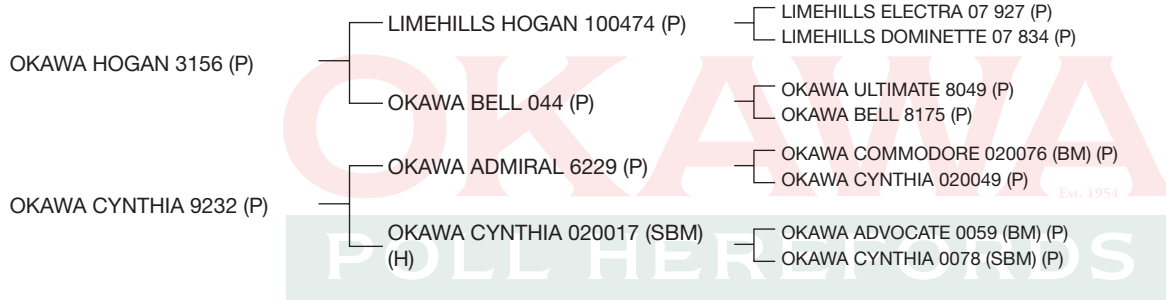
**TRAITS OBSERVED:** CE BWT 200WT 400WT 600WT SS FAT EMA IMF

**NOTES:** HORNS

# OKAWA SHULTZ 180073

# Lot No. 29

Born: 11/09/18 Animal ident no: 0617180073P



## 2020 AUSTRALASIAN HEREFORD GROUP BREEDPLAN EBVs

	Calving Ease		Birth Wt.	Milk	200 Day	400 Day	600 Day	MCW	CWT	EMA	Rib	Rump	IMF	SS	HP/	Export/
	DIR (%)	DTRS (%)	(kg)	(kg)	(kg)	(kg)	(kg)			(sq. cm)	Fat (mm)	Fat (mm)	(%)	Maternal	Maternal	
	-9.7	-1.1	+7.0	+23	+41	+70	+101	+79	+58	+2.4	+0.9	+1.0	+0.6	+2.2	+\$84	+\$84
ACC.	48%	39%	75%	54%	69%	70%	73%	66%	61%	52%	57%	61%	54%	77%	Averages	
															+\$105	+\$106

Purchaser.....Price.....

**TRAITS OBSERVED:** CE BWT 200WT 400WT 600WT SS FAT EMA IMF

**NOTES:**

# OKAWA ANZAC 180140

Lot No. 30

Born: 17/09/18 Animal ident no: 0617180140P



## 2020 AUSTRALASIAN HEREFORD GROUP BREEDPLAN EBVs

	Calving Ease		Birth Wt.	Milk	200 Day	400 Day	600 Day	MCW	CWT	EMA	Rib	Rump	IMF	SS	HP/ Maternal	Export/ Maternal
	DIR (%)	DTRS (%)	(kg)	(kg)	(kg)	(kg)	(kg)			(sq. cm)	Fat (mm)	Fat (mm)	(%)			
	-5.4	+3.0	+6.7	+17	+41	+67	+95	+95	+62	+5.3	+0.7	+0.2	+1.3	+1.8	+\$101	+\$97
ACC.	52%	41%	75%	54%	71%	71%	74%	66%	63%	56%	59%	62%	58%	78%	Averages	
															+\$105	+\$106

Purchaser.....Price.....

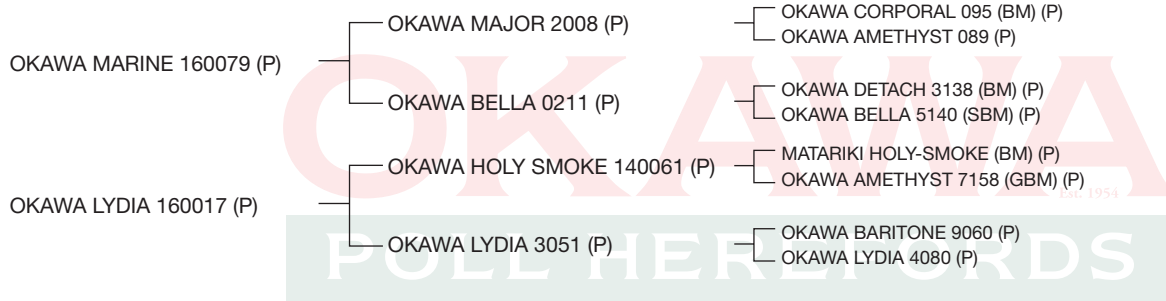
**TRAITS OBSERVED:** GL CE BWT 200WT 400WT 600WT SS FAT EMA IMF

**NOTES:**

# OKAWA STEVEDORE 180068

# Lot No. 31

Born: 10/09/18 Animal ident no: 0617180068P



## 2020 AUSTRALASIAN HEREFORD GROUP BREEDPLAN EBVs

	Calving Ease		Birth Wt.	Milk	200 Day	400 Day	600 Day	MCW	CWT	EMA	Rib	Rump	IMF	SS	HP/	Export/
	DIR (%)	DTRS (%)	(kg)	(kg)	(kg)	(kg)	(kg)			(sq. cm)	Fat (mm)	Fat (mm)	(%)		Maternal	Maternal
	+6.2	+4.6	+3.9	+21	+43	+74	+105	+85	+74	+2.1	-0.1	-0.7	+0.5	+2.0	+\$142	+\$141
ACC.	41%	32%	72%	43%	67%	67%	71%	63%	57%	48%	53%	58%	50%	76%	Averages	
															+\$105	+\$106

Purchaser.....Price.....

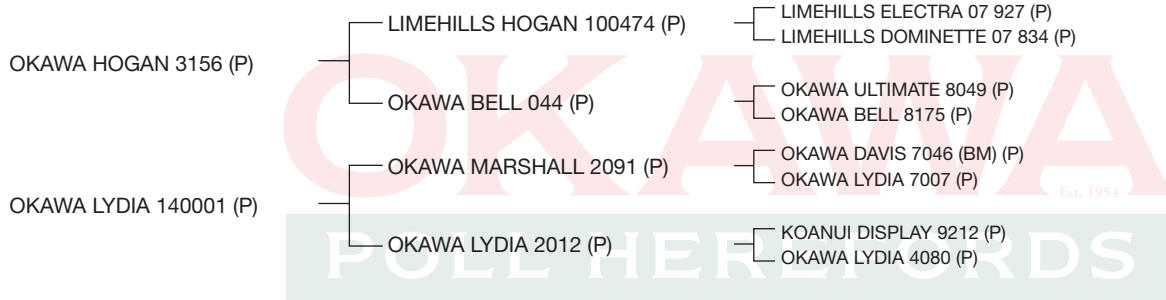
**TRAITS OBSERVED:** CE BWT 200WT 400WT 600WT SS FAT EMA IMF

**NOTES:**

# OKAWA SHULTZ 180256

Lot No. 32

Born: 07/10/18 Animal ident no: 0617180256P



## 2020 AUSTRALASIAN HEREFORD GROUP BREEDPLAN EBVs

	Calving Ease		Birth Wt.	Milk	200 Day	400 Day	600 Day	MCW	CWT	EMA	Rib	Rump	IMF	SS	HP/	Export/
	DIR (%)	DTRS (%)	(kg)	(kg)	(kg)	(kg)	(kg)			(sq. cm)	Fat (mm)	Fat (mm)	(%)		Maternal	Maternal
	-13.2	-4.3	+6.0	+22	+41	+70	+98	+81	+59	+2.6	+0.4	+0.2	+0.9	+1.1	+\$64	+\$61
ACC.	45%	35%	74%	49%	68%	69%	72%	65%	59%	50%	55%	59%	52%	77%	Averages	
															+\$105	+\$106

Purchaser.....Price.....

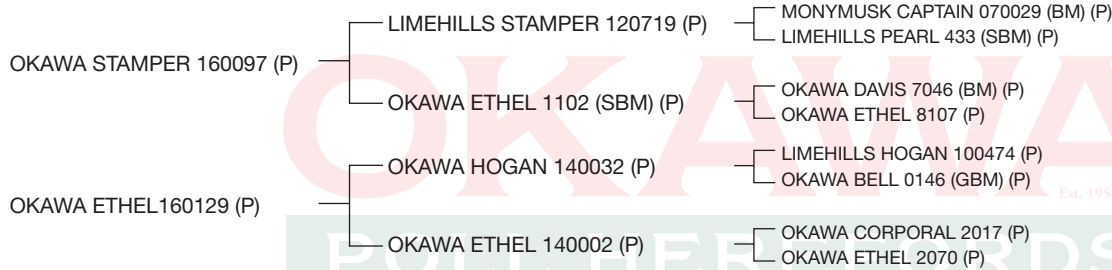
**TRAITS OBSERVED:** GL CE BWT 200WT 400WT 600WT SS FAT EMA IMF

**NOTES:**

# OKAWA PONCHO 18004

Lot No. 33

Born: 24/08/18 Animal ident no: 0617180004P



## 2020 AUSTRALASIAN HEREFORD GROUP BREEDPLAN EBVs

	Calving Ease		Birth Wt.	Milk	200 Day	400 Day	600 Day	MCW	CWT	EMA	Rib	Rump	IMF	SS	HP/	Export/
	DIR (%)	DTRS (%)	(kg)	(kg)	(kg)	(kg)	(kg)			(sq. cm)	Fat (mm)	Fat (mm)	(%)		Maternal	Maternal
	+3.9	--	+5.8	+24	+48	+76	+111	+84	+78	+4.2	+0.9	+0.8	+1.0	+0.7	+\$157	+\$150
ACC.	40%		72%	40%	66%	67%	70%	62%	56%	47%	52%	57%	48%	75%	Averages	
															+\$105	+\$106

Purchaser.....Price.....

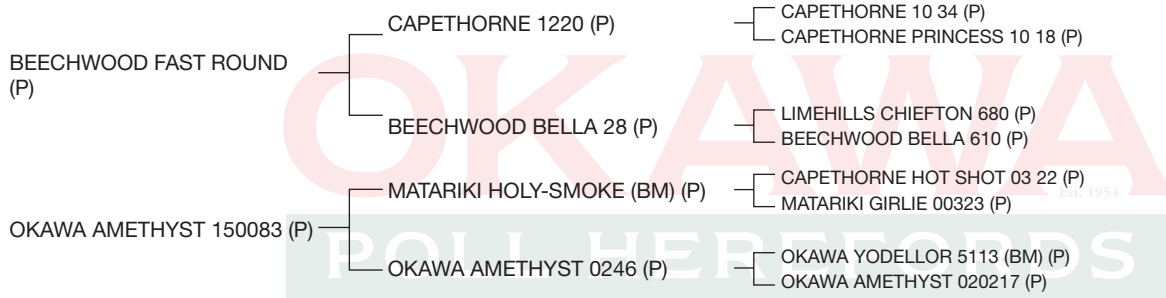
**TRAITS OBSERVED:** CE BWT 200WT 400WT 600WT SS FAT EMA IMF

**NOTES:**

# OKAWA FAST ROUND 180020

# Lot No. 34

Born: 02/09/18 Animal ident no: 0617180020H



## 2020 AUSTRALASIAN HEREFORD GROUP BREEDPLAN EBVs

	Calving Ease		Birth Wt.	Milk	200 Day	400 Day	600 Day	MCW	CWT	EMA	Rib	Rump	IMF	SS	HP/	Export/
	DIR (%)	DTRS (%)	(kg)	(kg)	(kg)	(kg)	(kg)			(sq. cm)	Fat (mm)	Fat (mm)	(%)		Maternal	Maternal
	+0.5	+1.0	+4.5	+17	+45	+84	+115	+98	+81	+5.0	+0.3	+0.1	+1.1	+2.2	+\$146	+\$145
ACC.	46%	37%	72%	47%	68%	69%	72%	64%	59%	50%	54%	59%	52%	77%	Averages	
															+\$105	+\$106

Purchaser.....Price.....

**TRAITS OBSERVED:** CE BWT 200WT 400WT 600WT SS FAT EMA IMF Genomics

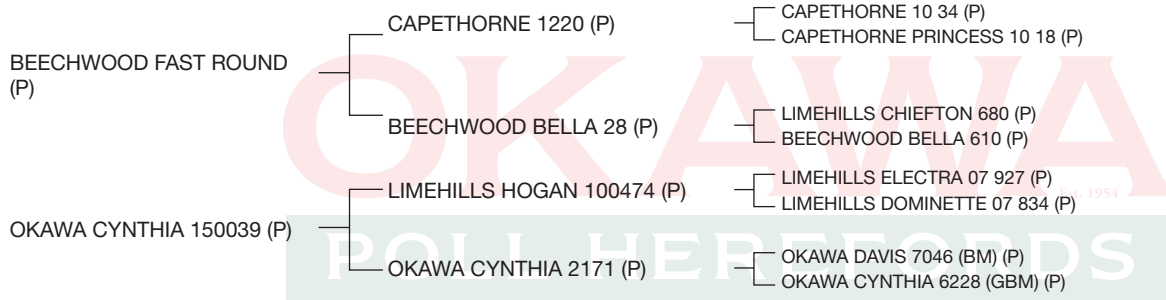
**NOTES:** HORNS



# OKAWA FAST ROUND 180142

# Lot No. 35

Born: 18/09/18 Animal ident no: 0617180142P



## 2020 AUSTRALASIAN HEREFORD GROUP BREEDPLAN EBVs

	Calving Ease		Birth Wt.	Milk	200 Day	400 Day	600 Day	MCW	CWT	EMA	Rib	Rump	IMF	SS	HP/	Export/
	DIR (%)	DTRS (%)	(kg)	(kg)	(kg)	(kg)	(kg)			(sq. cm)	Fat (mm)	Fat (mm)	(%)		Maternal	Maternal
	+1.4	+2.1	+4.6	+13	+32	+65	+89	+65	+57	+4.0	+1.1	+1.3	+0.7	+2.7	+\$125	+\$124
ACC.	45%	34%	74%	44%	69%	69%	72%	64%	59%	50%	54%	59%	52%	77%	Averages	
															+\$105	+\$106

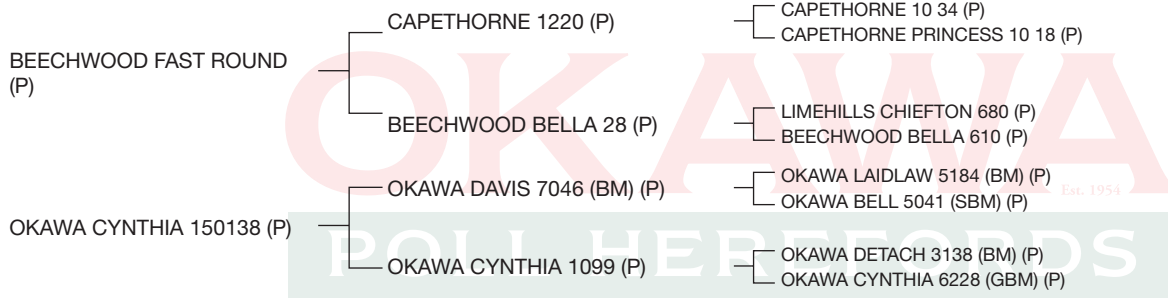
Purchaser.....Price.....

**TRAITS OBSERVED:** CE BWT 200WT 400WT 600WT SS FAT EMA IMF  
**NOTES:**

# OKAWA FAST ROUND 180027

# Lot No. 36

Born: 04/09/18 Animal ident no: 0617180027P



## 2020 AUSTRALASIAN HEREFORD GROUP BREEDPLAN EBVs

ACC.	Calving Ease		Birth Wt. (kg)	Milk (kg)	200 Day (kg)	400 Day (kg)	600 Day (kg)	MCW	CWT	EMA (sq. cm)	Rib Fat (mm)	Rump Fat (mm)	IMF (%)	SS	HP/ Maternal	Export/ Maternal
	DIR (%)	DTRS (%)														
		+0.1	+0.3	+4.5	+15	+34	+65	+90	+71	+58	+3.4	+0.3	+0.1	-0.1	+1.8	+\$104
	46%	35%	74%	44%	69%	70%	73%	64%	60%	50%	55%	59%	52%	77%	Averages	
															+\$105	+\$106

Purchaser.....Price.....

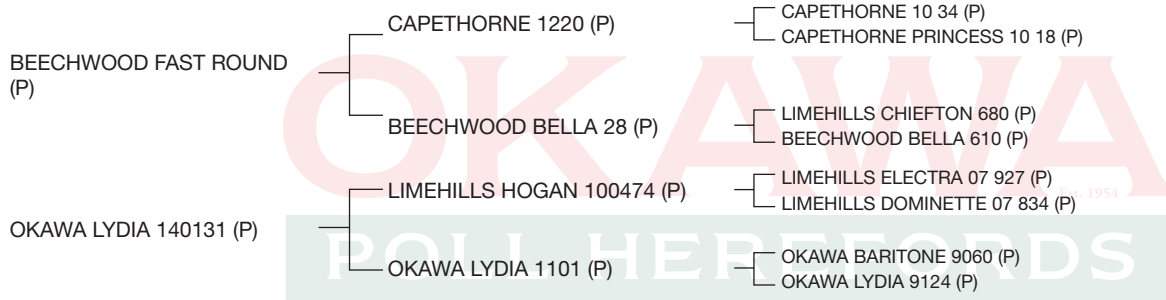
**TRAITS OBSERVED:** CE BWT 200WT 400WT 600WT SS FAT EMA IMF

**NOTES:**

# OKAWA FAST ROUND 180284

Lot No. 37

Born: 28/10/18 Animal ident no: 0617180284S



## 2020 AUSTRALASIAN HEREFORD GROUP BREEDPLAN EBVs

	Calving Ease		Birth Wt.	Milk	200 Day	400 Day	600 Day	MCW	CWT	EMA	Rib	Rump	IMF	SS	HP/	Export/
	DIR (%)	DTRS (%)	(kg)	(kg)	(kg)	(kg)	(kg)			(sq. cm)	Fat (mm)	Fat (mm)	(%)		Maternal	Maternal
	-0.2	+2.3	+5.1	+15	+33	+67	+93	+88	+55	+2.7	+0.4	+0.2	+0.6	+1.9	+\$108	+\$109
ACC.	45%	34%	72%	44%	67%	63%	64%	58%	53%	43%	48%	52%	49%	57%	Averages	
															+\$105	+\$106

Purchaser.....Price.....

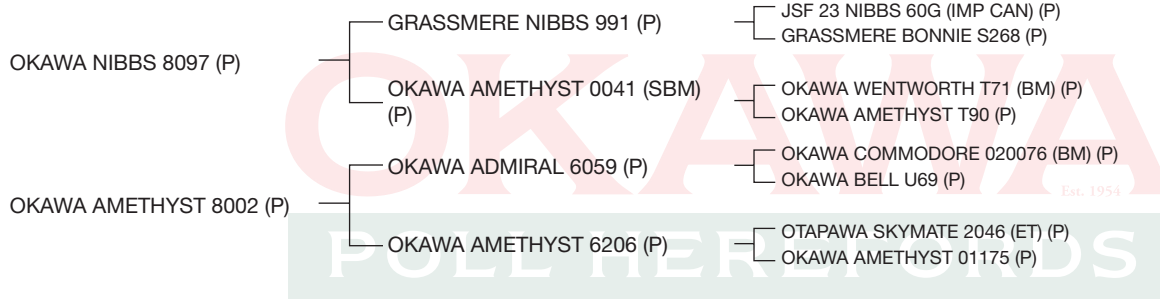
**TRAITS OBSERVED:** CE BWT 200WT 400WT 600WT SS FAT EMA IMF

**NOTES:** SCURR

# OKAWA BENTLEY 180102

Lot No. 38

Born: 14/09/18 Animal ident no: 0617180102P



## 2020 AUSTRALASIAN HEREFORD GROUP BREEDPLAN EBVs

	Calving Ease		Birth Wt. (kg)	Milk (kg)	200 Day (kg)	400 Day (kg)	600 Day (kg)	MCW	CWT	EMA (sq. cm)	Rib Fat (mm)	Rump Fat (mm)	IMF (%)	SS	HP/ Maternal	Export/ Maternal
	DIR (%)	DTRS (%)														
	+1.8	+5.1	+4.1	+19	+34	+57	+90	+98	+62	+2.6	+0.5	+0.5	+0.9	+1.3	+\$113	+\$111
ACC.	48%	42%	68%	62%	69%	70%	72%	66%	62%	53%	57%	61%	56%	77%	Averages	
															+\$105	+\$106

Purchaser.....Price.....

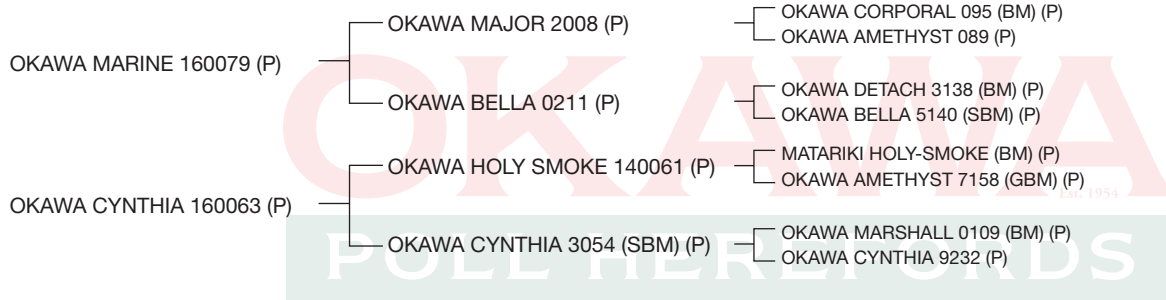
**TRAITS OBSERVED:** GL CE 200WT 400WT 600WT SS FAT EMA IMF Genomics

**NOTES:**

# OKAWA STEVEDORE 180012

Lot No. 39

Born: 31/08/18 Animal ident no: 0617180012P



## 2020 AUSTRALASIAN HEREFORD GROUP BREEDPLAN EBVs

	Calving Ease		Birth Wt.	Milk	200 Day	400 Day	600 Day	MCW	CWT	EMA	Rib	Rump	IMF	SS	HP/	Export/
	DIR (%)	DTRS (%)	(kg)	(kg)	(kg)	(kg)	(kg)			(sq. cm)	Fat (mm)	Fat (mm)	(%)		Maternal	Maternal
	+11.1	+6.0	+1.0	+22	+39	+69	+96	+71	+71	+1.7	-0.7	-1.5	-0.1	+2.6	+\$147	+\$153
ACC.	41%	32%	72%	46%	67%	68%	71%	63%	57%	48%	53%	58%	51%	76%	Averages	
															+\$105	+\$106

Purchaser.....Price.....

**TRAITS OBSERVED:** CE BWT 200WT 400WT 600WT SS FAT EMA IMF Genomics

**NOTES:**

**Downlands  
Deer**

**& STUD STOCK**



**For All Enquiries:**

**Phone 0800 163 013 (Kris)**

**Or Email:**

**[office@downlandsdeer.co.nz](mailto:office@downlandsdeer.co.nz)**

**“NZ WIDE SPECIALIST  
STUD STOCK CARRIERS”**

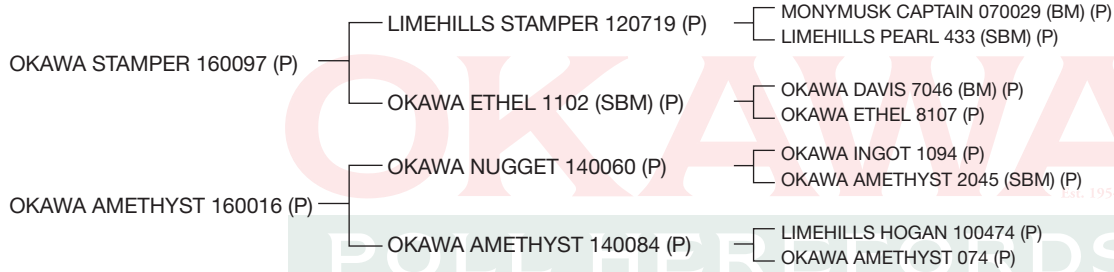
**Lairage Facilities (Overnight) Available**

**SATISFACTION GUARANTEED**

# OKAWA PONCHO 180126

Lot No. 40

Born: 16/09/18 Animal ident no: 0617180126P



## 2020 AUSTRALASIAN HEREFORD GROUP BREEDPLAN EBVs

	Calving Ease		Birth Wt. (kg)	Milk (kg)	200 Day (kg)	400 Day (kg)	600 Day (kg)	MCW	CWT	EMA (sq. cm)	Rib Fat (mm)	Rump Fat (mm)	IMF (%)	SS	HP/ Maternal	Export/ Maternal
	DIR (%)	DTRS (%)														
	+2.2	+2.9	+6.4	+24	+47	+72	+101	+62	+69	+4.9	+1.4	+1.6	+0.9	+2.2	+\$148	+\$143
ACC.	42%	31%	72%	40%	66%	67%	70%	62%	56%	47%	53%	57%	49%	75%	Averages	
															+\$105	+\$106

Purchaser.....Price.....

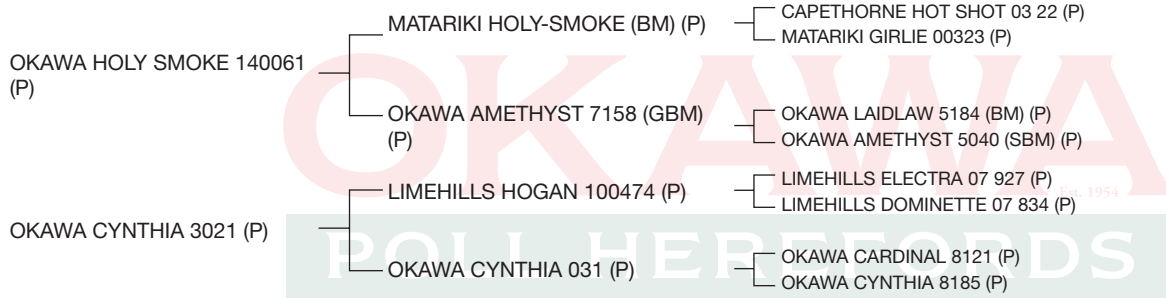
**TRAITS OBSERVED:** CE BWT 200WT 400WT 600WT SS FAT EMA IMF

**NOTES:**

# OKAWA BLUESMOKE 180268

# Lot No. 41

Born: 12/10/18 Animal ident no: 0617180268P



## 2020 AUSTRALASIAN HEREFORD GROUP BREEDPLAN EBVs

	Calving Ease		Birth Wt.	Milk	200 Day	400 Day	600 Day	MCW	CWT	EMA	Rib	Rump	IMF	SS	HP/ Maternal	Export/ Maternal
	DIR (%)	DTRS (%)	(kg)	(kg)	(kg)	(kg)	(kg)			(sq. cm)	Fat (mm)	Fat (mm)	(%)			
	+3.7	+1.2	+3.0	+17	+37	+62	+84	+69	+62	+3.0	+0.7	+0.8	+0.9	+0.7	+\$118	+\$114
ACC.	46%	38%	74%	51%	69%	70%	73%	65%	60%	51%	56%	60%	54%	77%	Averages	
															+\$105	+\$106

Purchaser.....Price.....

**TRAITS OBSERVED:** CE BWT 200WT 400WT 600WT SS FAT EMA IMF

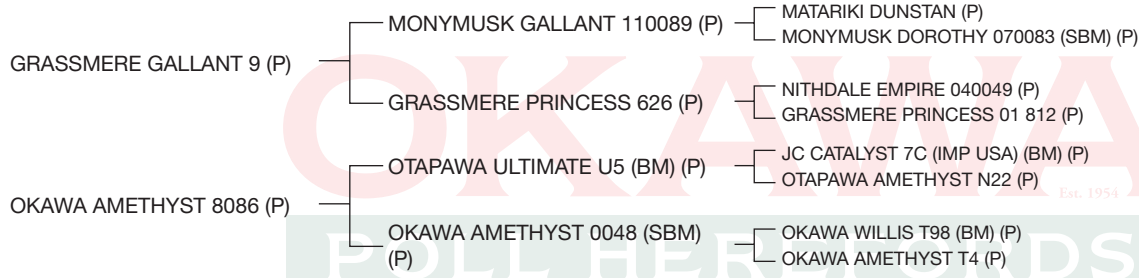
**NOTES:**



# OKAWA SARACEN 180164

Lot No. 42

Born: 20/09/18 Animal ident no: 0617180164P



## 2020 AUSTRALASIAN HEREFORD GROUP BREEDPLAN EBVs

	Calving Ease		Birth Wt.	Milk	200 Day	400 Day	600 Day	MCW	CWT	EMA	Rib	Rump	IMF	SS	HP/	Export/
	DIR (%)	DTRS (%)	(kg)	(kg)	(kg)	(kg)	(kg)			(sq. cm)	Fat (mm)	Fat (mm)	(%)	Maternal	Maternal	
	-2.2	+1.7	+4.6	+20	+33	+61	+89	+63	+58	+4.7	+2.1	+2.4	+1.3	+1.3	+\$122	+\$110
ACC.	49%	40%	75%	52%	69%	70%	73%	65%	60%	52%	56%	61%	54%	77%	Averages	
															+\$105	+\$106

Purchaser.....Price.....

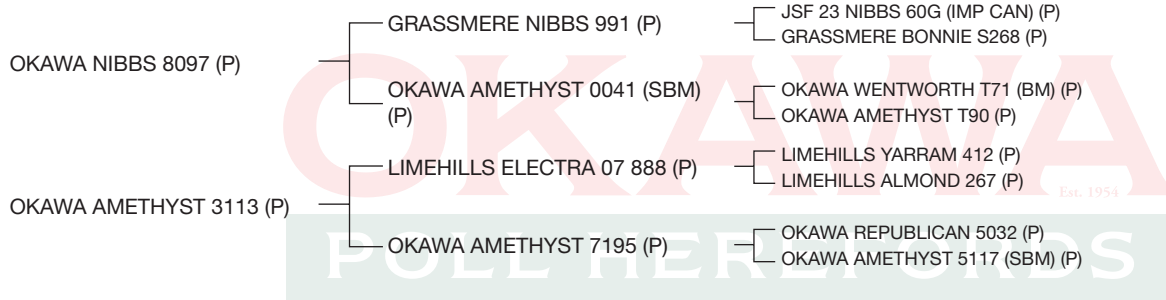
**TRAITS OBSERVED:** CE BWT 200WT 400WT 600WT SS FAT EMA IMF

**NOTES:**

# OKAWA BENTLEY 180159

Lot No. 43

Born: 20/09/18 Animal ident no: 0617180159P



## 2020 AUSTRALASIAN HEREFORD GROUP BREEDPLAN EBVs

	Calving Ease		Birth Wt. (kg)	Milk (kg)	200 Day (kg)	400 Day (kg)	600 Day (kg)	MCW	CWT	EMA (sq. cm)	Rib Fat (mm)	Rump Fat (mm)	IMF (%)	SS	HP/ Maternal	Export/ Maternal
	DIR (%)	DTRS (%)														
	-1.3	+0.1	+4.2	+26	+31	+51	+84	+68	+56	+3.9	+1.3	+1.7	+1.0	+2.2	+\$108	+\$102
ACC.	49%	43%	75%	59%	70%	71%	73%	67%	62%	54%	58%	62%	56%	77%	Averages	
															+\$105	+\$106

Purchaser.....Price.....

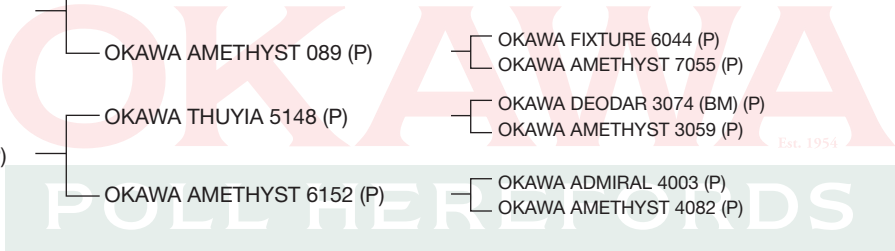
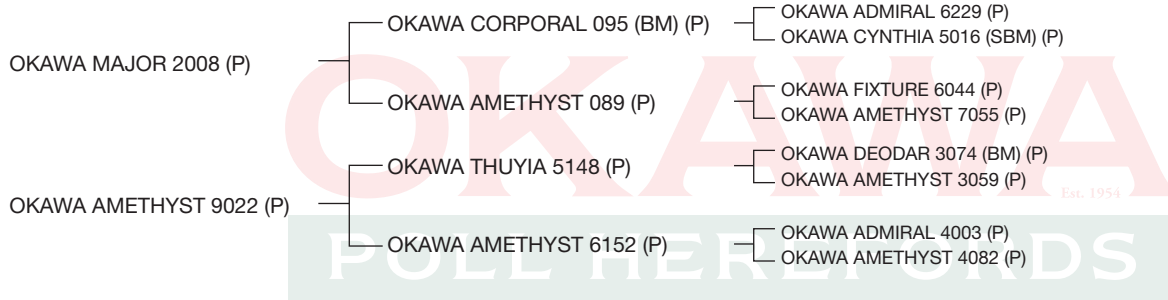
**TRAITS OBSERVED:** GL CE BWT 200WT 400WT 600WT SS FAT EMA IMF

**NOTES:**

# OKAWA MARINE 180057

# Lot No. 44

Born: 08/09/18 Animal ident no: 0617180057P



## 2020 AUSTRALASIAN HEREFORD GROUP BREEDPLAN EBVs

	Calving Ease		Birth Wt. (kg)	Milk (kg)	200 Day (kg)	400 Day (kg)	600 Day (kg)	MCW	CWT	EMA (sq. cm)	Rib Fat (mm)	Rump Fat (mm)	IMF (%)	SS	HP/ Maternal	Export/ Maternal
	DIR (%)	DTRS (%)														
	+4.4	+4.1	+3.7	+20	+35	+55	+76	+53	+48	+1.0	-0.2	-0.6	-0.2	+1.8	+\$102	+\$108
ACC.	48%	40%	76%	58%	71%	71%	74%	67%	62%	53%	58%	62%	56%	78%	Averages	
															+\$105	+\$106

Purchaser.....Price.....

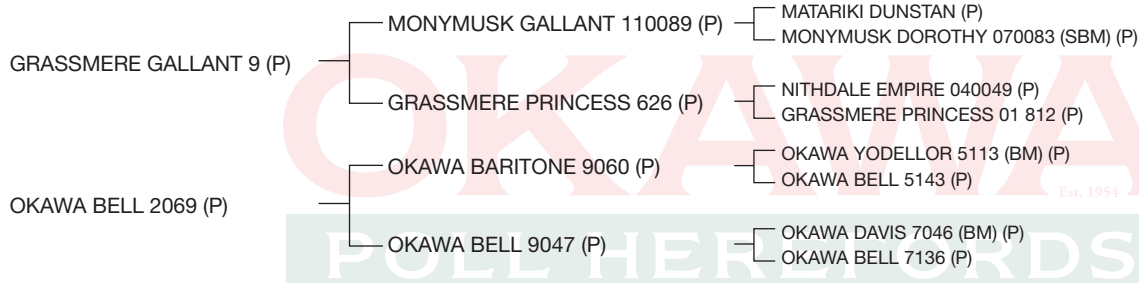
**TRAITS OBSERVED:** CE BWT 200WT 400WT 600WT SS FAT EMA IMF

**NOTES:**

# OKAWA SARACEN 180097

Lot No. 45

Born: 14/09/18 Animal ident no: 0617180097P



## 2020 AUSTRALASIAN HEREFORD GROUP BREEDPLAN EBVs

	Calving Ease		Birth Wt. (kg)	Milk (kg)	200 Day (kg)	400 Day (kg)	600 Day (kg)	MCW	CWT	EMA (sq. cm)	Rib Fat (mm)	Rump Fat (mm)	IMF (%)	SS	HP/ Maternal	Export/ Maternal
	DIR (%)	DTRS (%)														
	-2.6	+5.0	+5.2	+19	+35	+64	+92	+82	+63	+5.0	+1.1	+1.0	+0.9	+1.3	+\$113	+\$110
ACC.	47%	37%	75%	49%	69%	70%	73%	65%	60%	51%	56%	60%	54%	77%	Averages	
															+\$105	+\$106

Purchaser.....Price.....

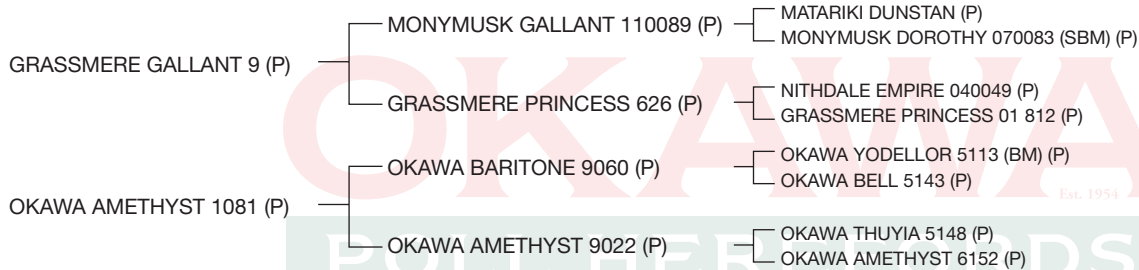
**TRAITS OBSERVED:** CE BWT 200WT 400WT 600WT SS FAT EMA IMF

**NOTES:**

# OKAWA SARACEN 180092

# Lot No. 46

Born: 12/09/18 Animal ident no: 0617180092P



## 2020 AUSTRALASIAN HEREFORD GROUP BREEDPLAN EBVs

	Calving Ease		Birth Wt.	Milk	200 Day	400 Day	600 Day	MCW	CWT	EMA	Rib	Rump	IMF	SS	HP/ Maternal	Export/ Maternal
	DIR (%)	DTRS (%)	(kg)	(kg)	(kg)	(kg)	(kg)			(sq. cm)	Fat (mm)	Fat (mm)	(%)			
	+1.8	+7.4	+4.3	+20	+33	+61	+91	+68	+63	+5.8	+1.5	+1.6	+1.3	+1.8	+\$148	+\$139
ACC.	46%	36%	74%	49%	68%	68%	68%	61%	57%	50%	55%	59%	53%	77%	Averages	
															+\$105	+\$106

Purchaser.....Price.....

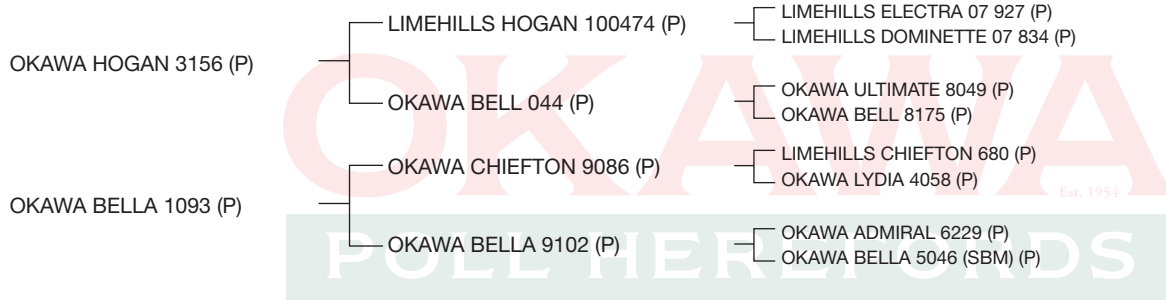
**TRAITS OBSERVED:** CE BWT 200WT 400WT SS FAT EMA IMF

**NOTES:**

# OKAWA SHULTZ 180231

# Lot No. 47

Born: 01/10/18 Animal ident no: 0617180231P



## 2020 AUSTRALASIAN HEREFORD GROUP BREEDPLAN EBVs

	Calving Ease		Birth Wt.	Milk	200 Day	400 Day	600 Day	MCW	CWT	EMA	Rib	Rump	IMF	SS	HP/	Export/
	DIR (%)	DTRS (%)	(kg)	(kg)	(kg)	(kg)	(kg)			(sq. cm)	Fat (mm)	Fat (mm)	(%)	Maternal	Maternal	
	-5.3	+0.8	+5.1	+19	+37	+61	+83	+48	+50	+2.4	+0.3	+0.1	+0.0	+1.8	+\$81	+\$83
ACC.	45%	35%	73%	52%	68%	68%	68%	62%	57%	51%	56%	60%	53%	77%	Averages	
															+\$105	+\$106

Purchaser.....Price.....

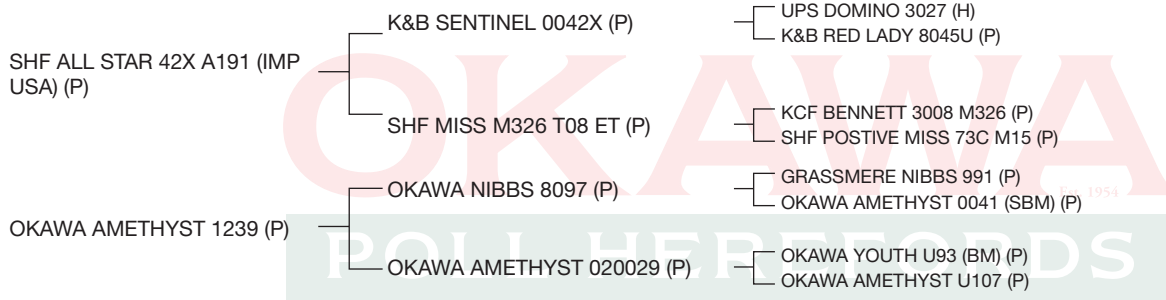
**TRAITS OBSERVED:** CE BWT 200WT 400WT SS FAT EMA IMF

**NOTES:**

# OKAWA ALLSTAR 180201

# Lot No. 48

Born: 24/09/18 Animal ident no: 0617180201S



## 2020 AUSTRALASIAN HEREFORD GROUP BREEDPLAN EBVs

	Calving Ease		Birth Wt.	Milk	200 Day	400 Day	600 Day	MCW	CWT	EMA	Rib	Rump	IMF	SS	HP/	Export/
	DIR (%)	DTRS (%)	(kg)	(kg)	(kg)	(kg)	(kg)			(sq. cm)	Fat (mm)	Fat (mm)	(%)	Maternal	Maternal	
	+3.7	+4.8	+2.8	+26	+33	+56	+84	+59	+63	+5.2	+0.9	+0.4	+1.3	+2.8	+\$139	+\$128
ACC.	46%	35%	74%	44%	70%	70%	73%	65%	59%	49%	54%	59%	53%	77%	Averages	
															+\$105	+\$106

Purchaser.....Price.....

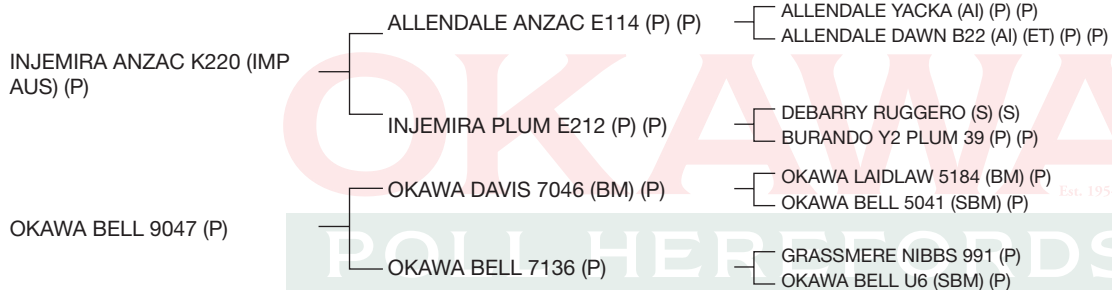
**TRAITS OBSERVED:** GL CE BWT 200WT 400WT 600WT SS FAT EMA IMF

**NOTES:** SCURR

# OKAWA ANZAC 180100

Lot No. 49

Born: 14/09/18 Animal ident no: 0617180100P



## 2020 AUSTRALASIAN HEREFORD GROUP BREEDPLAN EBVs

	Calving Ease		Birth Wt.	Milk	200 Day	400 Day	600 Day	MCW	CWT	EMA	Rib	Rump	IMF	SS	HP/	Export/
	DIR (%)	DTRS (%)	(kg)	(kg)	(kg)	(kg)	(kg)			(sq. cm)	Fat (mm)	Fat (mm)	(%)	Maternal	Maternal	
	-4.5	+1.1	+5.5	+18	+35	+61	+84	+75	+56	+5.8	+0.8	+0.5	+0.8	+2.3	+\$92	+\$92
ACC.	53%	44%	75%	55%	71%	72%	74%	67%	64%	56%	60%	63%	59%	79%	Averages	
															+\$105	+\$106

Purchaser.....Price.....

**TRAITS OBSERVED:** GL CE BWT 200WT 400WT 600WT SS FAT EMA IMF

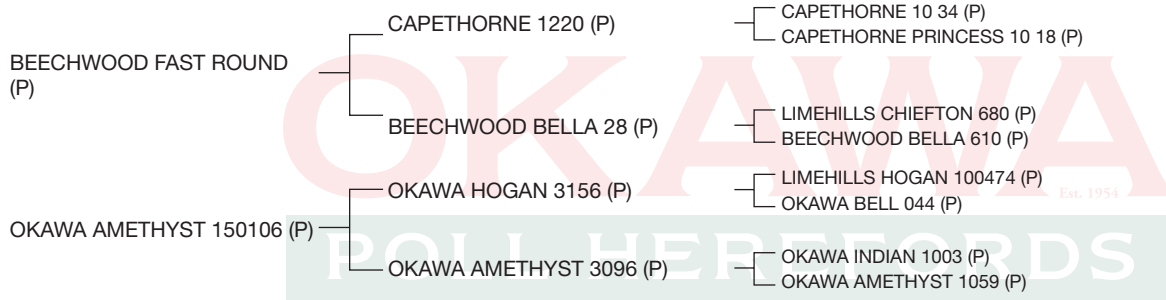
**NOTES:**



# OKAWA FAST ROUND 180198

Lot No. 50

Born: 24/09/18 Animal ident no: 0617180198P



## 2020 AUSTRALASIAN HEREFORD GROUP BREEDPLAN EBVs

	Calving Ease		Birth Wt.	Milk	200 Day	400 Day	600 Day	MCW	CWT	EMA	Rib	Rump	IMF	SS	HP/	Export/
	DIR (%)	DTRS (%)	(kg)	(kg)	(kg)	(kg)	(kg)			(sq. cm)	Fat (mm)	Fat (mm)	(%)		Maternal	Maternal
	-0.7	+1.7	+4.2	+15	+33	+59	+76	+46	+49	+2.8	+0.1	-0.4	+0.0	+0.5	+\$89	+\$90
ACC.	43%	30%	74%	41%	68%	69%	72%	64%	59%	48%	54%	59%	51%	77%	Averages	
															+\$105	+\$106

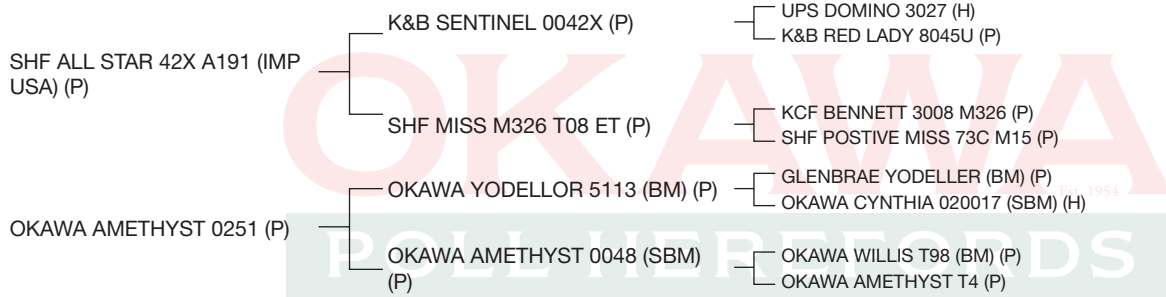
Purchaser.....Price.....

**TRAITS OBSERVED:** CE BWT 200WT 400WT 600WT SS FAT EMA IMF  
**NOTES:**

# OKAWA ALLSTAR 180173

Lot No. 51

Born: 21/09/18 Animal ident no: 0617180173P



## 2020 AUSTRALASIAN HEREFORD GROUP BREEDPLAN EBVs

	Calving Ease		Birth Wt.	Milk	200 Day	400 Day	600 Day	MCW	CWT	EMA	Rib	Rump	IMF	SS	HP/	Export/
	DIR (%)	DTRS (%)	(kg)	(kg)	(kg)	(kg)	(kg)			(sq. cm)	Fat (mm)	Fat (mm)	(%)	Maternal	Maternal	
	+4.8	+5.4	+1.4	+27	+27	+52	+69	+42	+51	+4.5	+0.5	-0.4	+1.0	+3.0	+\$126	+\$117
ACC.	46%	35%	75%	45%	70%	70%	73%	65%	60%	50%	55%	60%	54%	78%	Averages	
															+\$105	+\$106

Purchaser.....Price.....

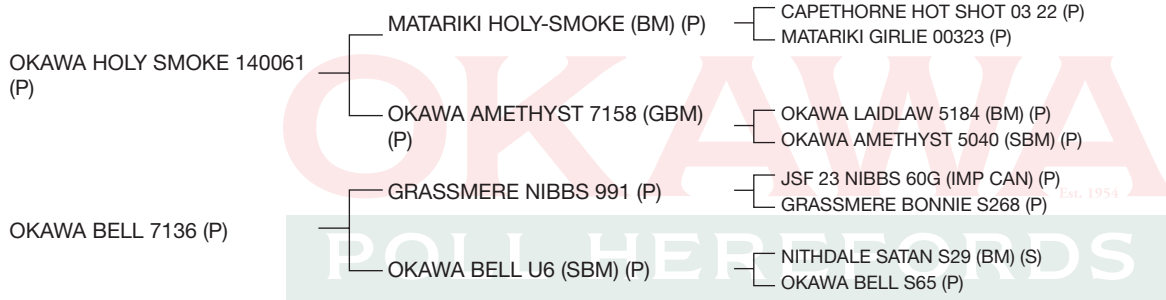
**TRAITS OBSERVED:** GL CE BWT 200WT 400WT 600WT SS FAT EMA IMF

**NOTES:**

# OKAWA BLUESMOKE 180192

# Lot No. 52

Born: 23/09/18 Animal ident no: 0617180192S



## 2020 AUSTRALASIAN HEREFORD GROUP BREEDPLAN EBVs

	Calving Ease		Birth Wt.	Milk	200 Day	400 Day	600 Day	MCW	CWT	EMA	Rib Fat	Rump Fat	IMF	SS	HP/ Maternal	Export/ Maternal
	DIR (%)	DTRS (%)	(kg)	(kg)	(kg)	(kg)	(kg)			(sq. cm)	(mm)	(mm)	(%)			
	+5.0	+3.0	+1.6	+19	+29	+49	+67	+58	+52	+2.6	+0.4	+0.2	+0.6	-0.1	+\$98	+\$93
ACC.	48%	41%	75%	56%	70%	71%	73%	66%	61%	53%	57%	61%	55%	78%	Averages	
															+\$105	+\$106

Purchaser.....Price.....

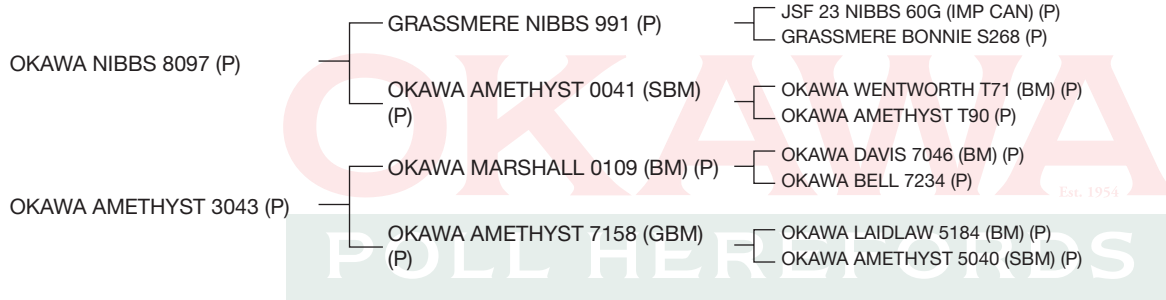
**TRAITS OBSERVED:** CE BWT 200WT 400WT 600WT SS FAT EMA IMF

**NOTES:** SCURR

# OKAWA BENTLEY 180137

Lot No. 53

Born: 17/09/18 Animal ident no: 0617180137P



## 2020 AUSTRALASIAN HEREFORD GROUP BREEDPLAN EBVs

	Calving Ease		Birth Wt.	Milk	200 Day	400 Day	600 Day	MCW	CWT	EMA	Rib	Rump	IMF	SS	HP/	Export/
	DIR (%)	DTRS (%)	(kg)	(kg)	(kg)	(kg)	(kg)			(sq. cm)	Fat (mm)	Fat (mm)	(%)		Maternal	Maternal
	+2.5	+1.8	+3.5	+24	+33	+58	+89	+84	+59	+2.0	+0.4	+0.3	+0.8	+2.0	+\$112	+\$109
ACC.	51%	45%	75%	59%	70%	71%	74%	68%	62%	54%	59%	62%	57%	78%	Averages	
															+\$105	+\$106

Purchaser.....Price.....

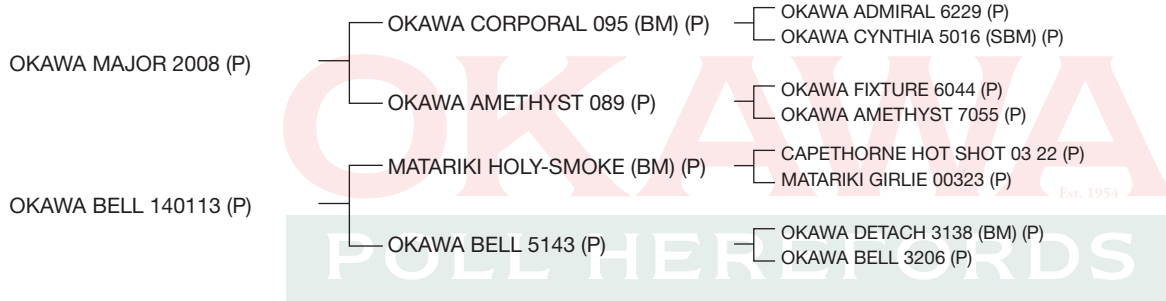
**TRAITS OBSERVED:** GL CE BWT 200WT 400WT 600WT SS FAT EMA IMF

**NOTES:**

# OKAWA MARINE 180281

# Lot No. 54

Born: 22/10/18 Animal ident no: 0617180281P



## 2020 AUSTRALASIAN HEREFORD GROUP BREEDPLAN EBVs

	Calving Ease		Birth Wt. (kg)	Milk (kg)	200 Day (kg)	400 Day (kg)	600 Day (kg)	MCW	CWT	EMA (sq. cm)	Rib Fat (mm)	Rump Fat (mm)	IMF (%)	SS	HP/ Maternal	Export/ Maternal
	DIR (%)	DTRS (%)														
	-1.6	-0.1	+5.2	+19	+42	+73	+101	+87	+65	+2.9	+0.5	+0.4	+0.5	+2.7	+\$113	+\$119
ACC.	50%	44%	74%	55%	70%	71%	73%	67%	62%	54%	58%	62%	57%	78%	Averages	
															+\$105	+\$106

Purchaser.....Price.....

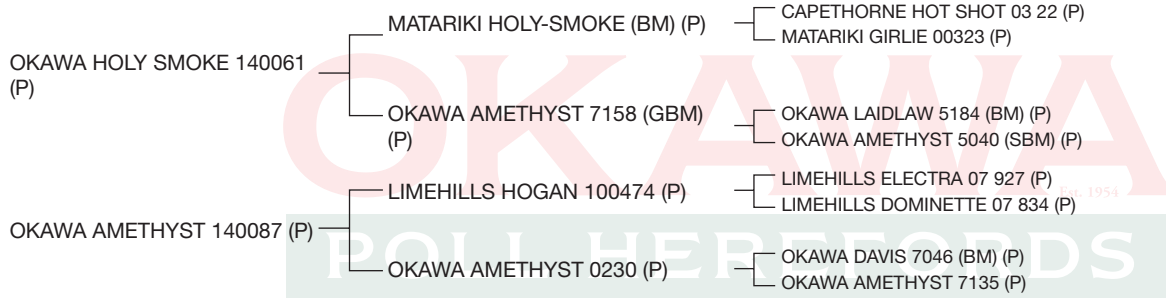
**TRAITS OBSERVED:** CE BWT 200WT 400WT 600WT SS FAT EMA IMF

**NOTES:**

# OKAWA BLUESMOKE 180197

# Lot No. 55

Born: 24/09/18 Animal ident no: 0617180197P



## 2020 AUSTRALASIAN HEREFORD GROUP BREEDPLAN EBVs

	Calving Ease		Birth Wt.	Milk	200 Day	400 Day	600 Day	MCW	CWT	EMA	Rib	Rump	IMF	SS	HP/	Export/
	DIR (%)	DTRS (%)	(kg)	(kg)	(kg)	(kg)	(kg)			(sq. cm)	Fat (mm)	Fat (mm)	(%)		Maternal	Maternal
	+2.7	+1.0	+3.0	+19	+34	+58	+77	+60	+55	+2.7	+0.2	-0.1	+1.1	+0.6	+\$107	+\$98
ACC.	46%	39%	74%	51%	69%	70%	73%	65%	60%	52%	56%	61%	54%	77%	Averages	
															+\$105	+\$106

Purchaser.....Price.....

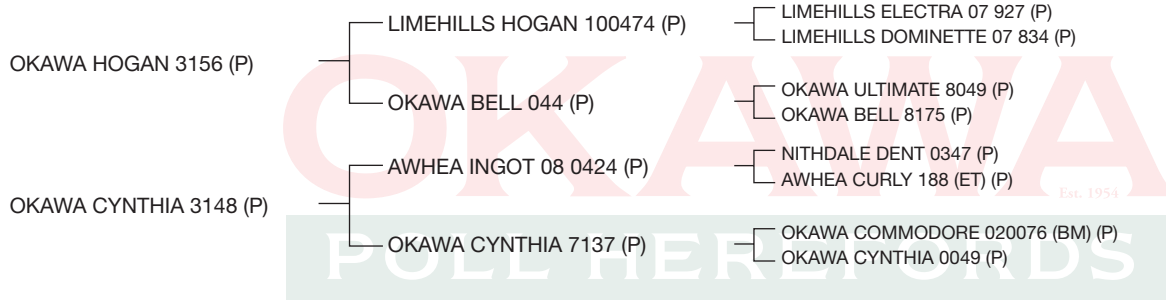
**TRAITS OBSERVED:** CE BWT 200WT 400WT 600WT SS FAT EMA IMF

**NOTES:**

# OKAWA SHULTZ 180186

# Lot No. 56

Born: 23/09/18 Animal ident no: 0617180186P



## 2020 AUSTRALASIAN HEREFORD GROUP BREEDPLAN EBVs

	Calving Ease		Birth Wt.	Milk	200 Day	400 Day	600 Day	MCW	CWT	EMA	Rib	Rump	IMF	SS	HP/	Export/
	DIR (%)	DTRS (%)	(kg)	(kg)	(kg)	(kg)	(kg)			(sq. cm)	Fat (mm)	Fat (mm)	(%)	Maternal	Maternal	
	-3.8	+1.4	+4.3	+24	+33	+56	+77	+58	+47	+2.3	+0.7	+0.6	+0.4	+2.3	+\$83	+\$84
ACC.	47%	38%	74%	52%	69%	69%	73%	66%	60%	51%	56%	61%	54%	77%	Averages	
															+\$105	+\$106

Purchaser.....Price.....

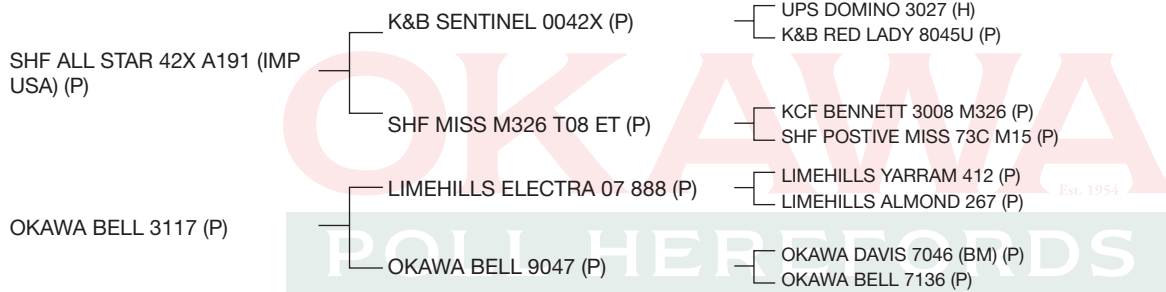
**TRAITS OBSERVED:** CE BWT 200WT 400WT 600WT SS FAT EMA IMF

**NOTES:**

# OKAWA ALLSTAR 180187

Lot No. 57

Born: 23/09/18 Animal ident no: 0617180187H



## 2020 AUSTRALASIAN HEREFORD GROUP BREEDPLAN EBVs

	Calving Ease		Birth Wt.	Milk	200 Day	400 Day	600 Day	MCW	CWT	EMA	Rib	Rump	IMF	SS	HP/	Export/
	DIR (%)	DTRS (%)	(kg)	(kg)	(kg)	(kg)	(kg)			(sq. cm)	Fat (mm)	Fat (mm)	(%)		Maternal	Maternal
	+3.8	+1.1	+1.9	+30	+31	+55	+78	+52	+60	+5.3	+0.4	-0.3	+0.7	+2.4	+\$121	+\$118
ACC.	45%	34%	74%	43%	69%	70%	73%	64%	59%	49%	54%	59%	53%	77%	Averages	
															+\$105	+\$106

Purchaser.....Price.....

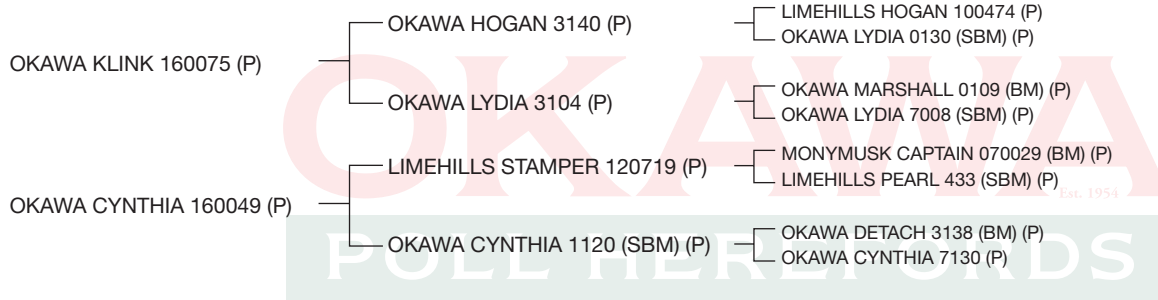
**TRAITS OBSERVED:** GL CE BWT 200WT 400WT 600WT SS FAT EMA IMF  
**NOTES:** HORNS



# OKAWA PANZER 180008

Lot No. 58

Born: 28/08/18 Animal ident no: 0617180008S



## 2020 AUSTRALASIAN HEREFORD GROUP BREEDPLAN EBVs

	Calving Ease		Birth Wt.	Milk	200 Day	400 Day	600 Day	MCW	CWT	EMA	Rib	Rump	IMF	SS	HP/	Export/
	DIR (%)	DTRS (%)	(kg)	(kg)	(kg)	(kg)	(kg)			(sq. cm)	Fat (mm)	Fat (mm)	(%)		Maternal	Maternal
	-1.2	+0.2	+5.3	+22	+43	+71	+102	+90	+65	+1.9	+0.1	-0.2	+0.5	+3.4	+\$111	+\$117
ACC.	43%	32%	72%	41%	67%	68%	71%	63%	57%	48%	54%	58%	50%	76%	Averages	
															+\$105	+\$106

Purchaser.....Price.....

**TRAITS OBSERVED:** CE BWT 200WT 400WT 600WT SS FAT EMA IMF  
**NOTES:** SCURR

# NOTES

THE ANSWER TO SUPERIOR ANIMAL  
PERFORMANCE IS

# STARRING YOU IN THE FACE



**Faster liveweight gain. Increased fertility. Superior meat quality. These are just some of the traits that define the HerefordX advantage.**

The science shows that HerefordX steers and heifers hit target weights faster and an extra 15% growth means they command sale yard premiums of a hundred bucks a beast. Cows produce more over a lifetime because they live longer and have a 7% higher pregnancy rate than purebreds.

You can't argue with genetics when it comes to maximising the value of your herd. To find out more about buying a registered Hereford bull, **visit [herefords.co.nz/bullsales](http://herefords.co.nz/bullsales) or talk to your stock agent.**

# HEREFORD PRIME NZ

EXPERTS IN GRASS-FED  
FREE RANGE BEEF



FROM OUR PADDOCK TO YOUR  
PLATE FOR MORE THAN 25 YEARS

[WWW.HEREFORDPRIME.CO.NZ](http://WWW.HEREFORDPRIME.CO.NZ)



[WWW.INSTAGRAM.COM/HEREFORDPRIMENZ](https://www.instagram.com/herefordprimenz)



[WWW.FACEBOOK.COM/HEREFORDPRIMENZ](https://www.facebook.com/herefordprimenz)



# OKAWA FARMS LTD

## PURCHASER'S INSTRUCTION SLIP

(To be filled in and handed to the Auctioneers before leaving Sale)

NAME.....

ADDRESS .....

TELEPHONE .....Email: .....NAIT No:.....

PURCHASES: Lot. No. .... Price ..... Lot. No. .... Price .....

Lot. No. .... Price ..... Lot. No. .... Price .....

Lot. No. .... Price ..... Lot. No. .... Price .....

CONSIGN TO .....

(Any particular instructions on delivery)

Company to be Debited .....

Address .....

Insurance:  PGG Wrightson Aon  FMG  Other

Signature of Buyer or Agent ..... Date.....

**NO VERBAL INSTRUCTIONS CAN BE ACCEPTED**







# Breeding Better Business



**As part of New Zealand's largest Livestock network, our team of Genetics Specialists have more contacts, more reach and more market influence.**

**We provide more practical advice and more technical expertise. And, with the country's largest network and most popular sales events, we bring together more buyers and more sellers, delivering more value for all.**

***If you're looking for a planned approach to success, give us a call today.***

**Simon Eddington**  
Genetics Representative  
027 590 8612

**Richard Ashworth**  
Livestock Representative  
027 229 9377

**John McKone**  
Genetics Representative/Auctioneer  
027 229 9375

**Matt Holmes**  
Livestock Representative  
027 518 7134

**Greg Cook**  
Livestock Manager  
027 229 9376

**Micheal Buchanan**  
Livestock Representative  
022 743 90879

**John Farrell**  
Livestock Representative  
027 590 8069

**Rod Sands**  
Livestock Representative  
027 431 4043



[fb.com/pgwgenetics](https://fb.com/pgwgenetics)  
[instagram.com/pgwgenetics](https://instagram.com/pgwgenetics)

Unite  
against  
COVID-19