

BUNDARA DOWNS

STEVE & ROS FUNKE

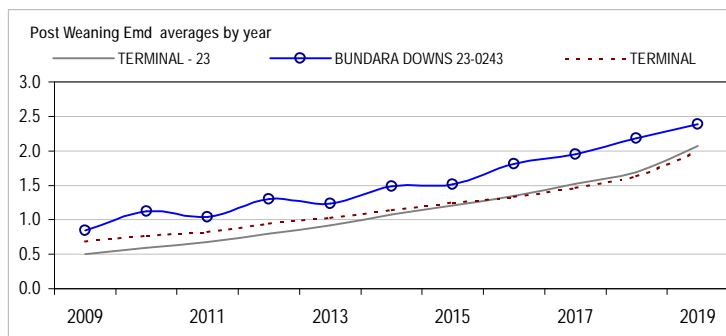
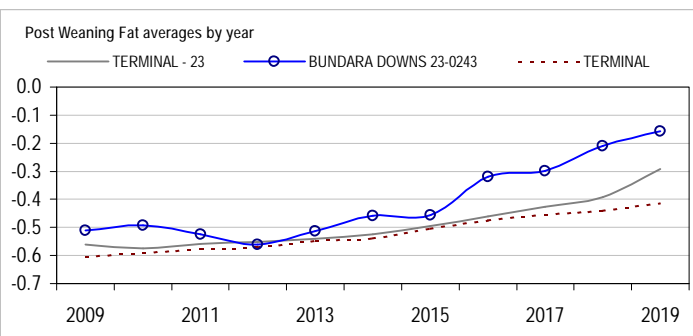
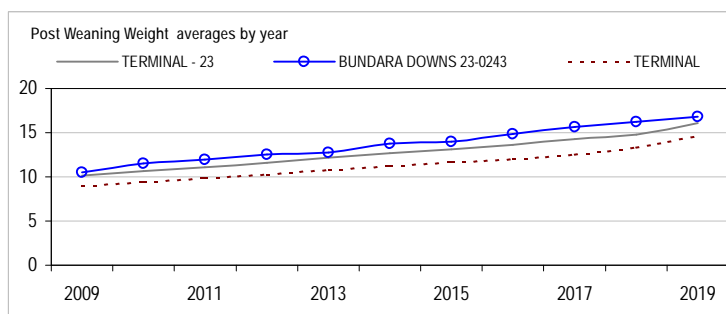
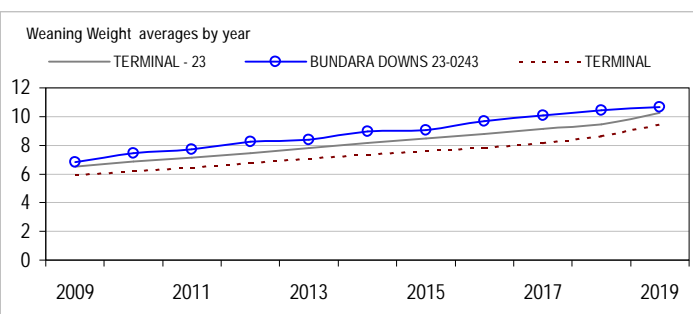
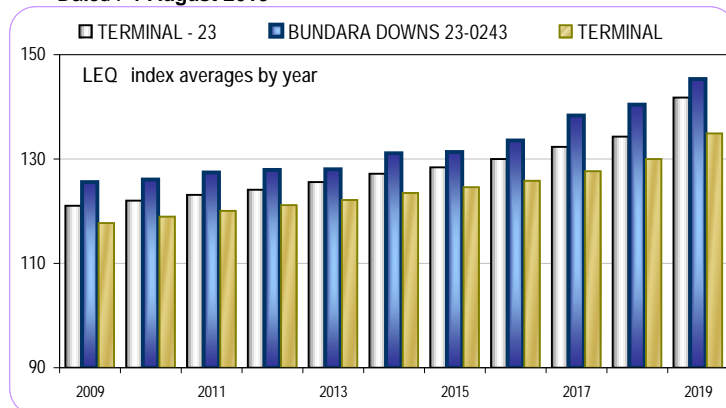
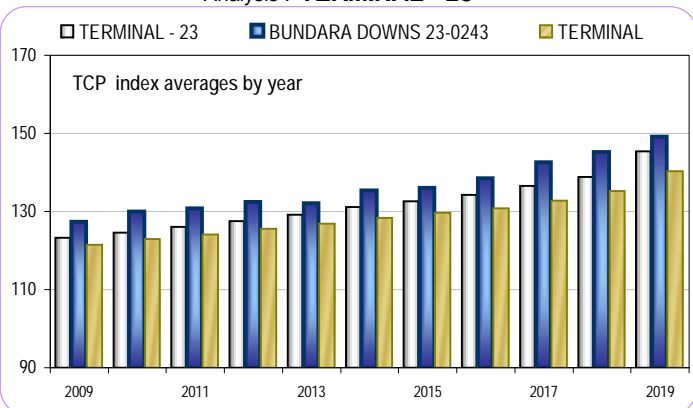
23-0243

SHEEP GENETICS

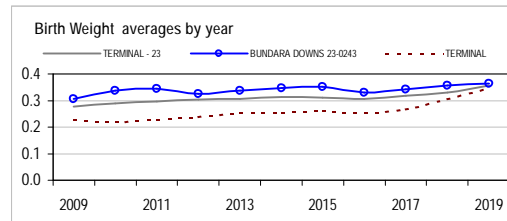


Analysis : **TERMINAL - 23**

Dated : **1 August 2019**



TERMINAL - 23								
	Bwt	Wwt	Pwwt	Pfat	Pemd	TCP	LEQ	Counts
2010	0.29	6.88	10.67	-0.57	0.60	124.7	122.0	44451
2011	0.30	7.14	11.12	-0.56	0.68	126.1	123.1	48254
2012	0.30	7.47	11.58	-0.55	0.80	127.5	124.1	48349
2013	0.31	7.82	12.15	-0.54	0.92	129.3	125.6	46563
2014	0.31	8.17	12.68	-0.53	1.08	131.1	127.1	44825
2015	0.31	8.46	13.14	-0.49	1.21	132.6	128.4	46850
2016	0.31	8.77	13.65	-0.46	1.35	134.3	130.0	47762
2017	0.32	9.14	14.25	-0.43	1.52	136.6	132.3	53717
2018	0.33	9.47	14.78	-0.39	1.69	138.9	134.3	47549
2019	0.36	10.26	16.06	-0.29	2.07	145.4	141.8	5547



Reports are prepared using data supplied by breeders and/or accredited operators for the analysis. SheepGenetics cannot guarantee the accuracy of this data. ASBV's are designed to estimate genetic merit of animals from the data supplied. Reports are provided to assist breeders but no liability is accepted for the outcome resulting from the use of this information.

BUNDARA DOWNS 23-0243								
	Bwt	Wwt	Pwwt	Pfat	Pemd	TCP	LEQ	Counts
2010	0.34	7.47	11.55	-0.49	1.12	130.0	126.1	977
2011	0.34	7.70	11.93	-0.53	1.04	130.8	127.5	1014
2012	0.33	8.23	12.53	-0.56	1.30	132.5	127.9	895
2013	0.34	8.38	12.74	-0.51	1.24	132.2	128.0	1007
2014	0.35	8.99	13.78	-0.46	1.49	135.4	131.2	952
2015	0.35	9.07	14.02	-0.46	1.51	136.1	131.4	904
2016	0.33	9.68	14.89	-0.32	1.81	138.5	133.6	924
2017	0.34	10.07	15.67	-0.30	1.95	142.7	138.3	941
2018	0.36	10.45	16.26	-0.21	2.18	145.3	140.5	1153
2019	0.36	10.68	16.80	-0.16	2.39	149.1	145.3	370

Linkage Summary	
BUNDARA DOWNS 23-0243	
Weights	Yes
Carcase	Yes
WEC	No
Reproduction	Yes
Site Code	230243

06-August-2019

