

BUNDARA DOWNS

STEVE FUNKE

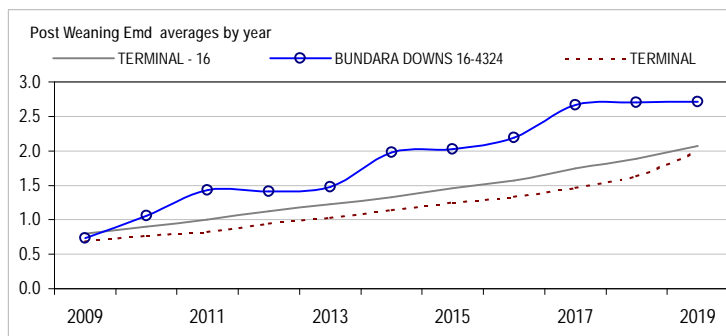
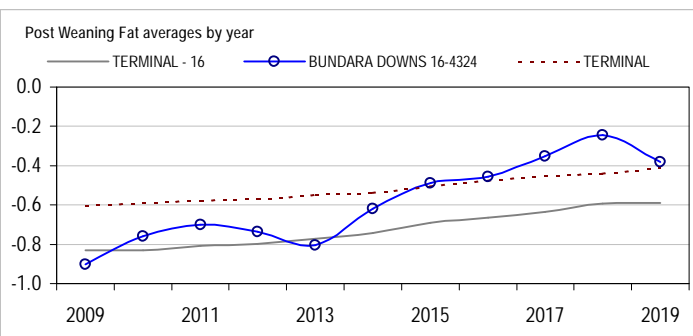
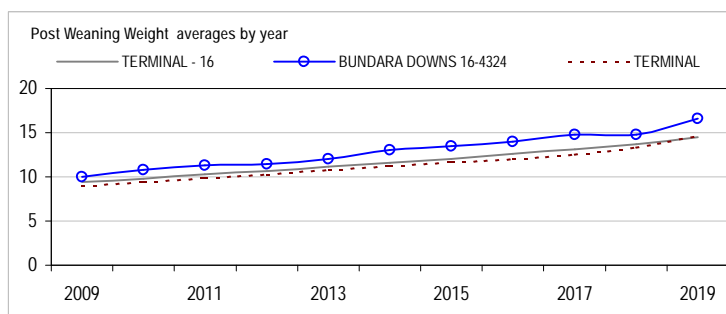
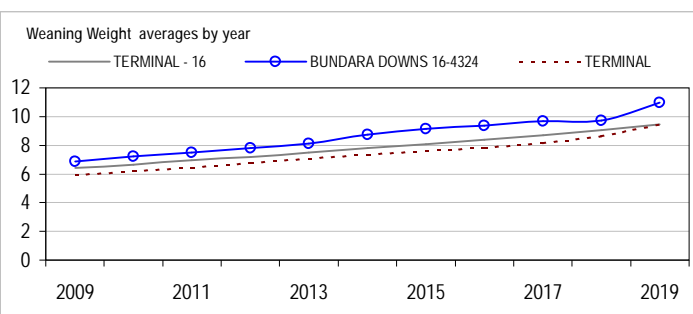
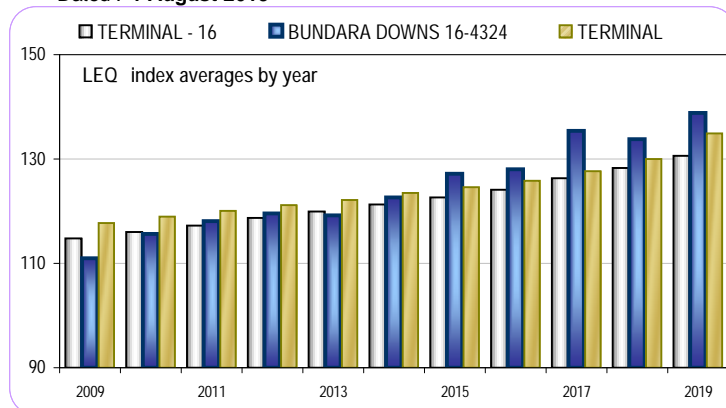
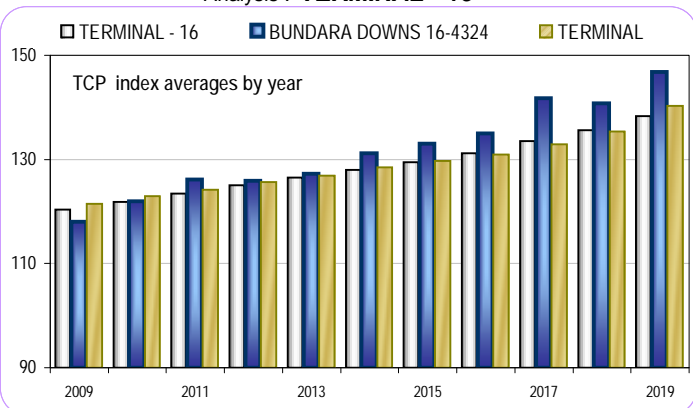
16-4324

SHEEP GENETICS

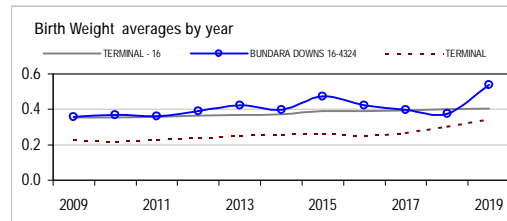


Analysis : **TERMINAL - 16**

Dated : **1 August 2019**



TERMINAL - 16								
	Bwt	Wwt	Pwwt	Pfat	Pemd	TCP	LEQ	Counts
2010	0.35	6.66	9.78	-0.83	0.90	121.9	116.0	47980
2011	0.36	6.95	10.26	-0.81	1.00	123.5	117.2	48460
2012	0.36	7.20	10.65	-0.80	1.12	125.0	118.7	48254
2013	0.37	7.48	11.14	-0.77	1.22	126.5	119.9	47240
2014	0.37	7.79	11.61	-0.74	1.33	128.0	121.3	47095
2015	0.39	8.07	12.05	-0.69	1.46	129.5	122.6	47872
2016	0.39	8.39	12.58	-0.67	1.57	131.2	124.2	47066
2017	0.39	8.70	13.11	-0.64	1.74	133.5	126.3	48478
2018	0.40	9.06	13.68	-0.59	1.89	135.6	128.3	42951
2019	0.41	9.46	14.48	-0.59	2.07	138.3	130.6	7047



Reports are prepared using data supplied by breeders and/or accredited operators for the analysis. SheepGenetics cannot guarantee the accuracy of this data. ASBV's are designed to estimate genetic merit of animals from the data supplied. Reports are provided to assist breeders but no liability is accepted for the outcome resulting from the use of this information.

BUNDARA DOWNS 16-4324								
	Bwt	Wwt	Pwwt	Pfat	Pemd	TCP	LEQ	Counts
2010	0.37	7.22	10.76	-0.76	1.06	122.0	115.7	319
2011	0.36	7.51	11.30	-0.70	1.43	126.1	118.1	353
2012	0.39	7.83	11.42	-0.74	1.41	126.0	119.6	310
2013	0.42	8.12	12.04	-0.81	1.48	127.2	119.2	375
2014	0.40	8.76	13.03	-0.62	1.98	131.2	122.6	385
2015	0.48	9.13	13.45	-0.49	2.03	133.0	127.2	333
2016	0.42	9.37	14.00	-0.46	2.19	134.9	128.0	404
2017	0.40	9.70	14.79	-0.35	2.67	141.8	135.5	441
2018	0.38	9.71	14.76	-0.25	2.70	140.8	133.8	615
2019	0.54	10.98	16.58	-0.38	2.71	146.8	138.8	195

Linkage Summary	
BUNDARA DOWNS 16-4324	
Weights	Yes
Carcase	Yes
WEC	No
Reproduction	No
Site Code	164324

06-August-2019

