

# WARATAH

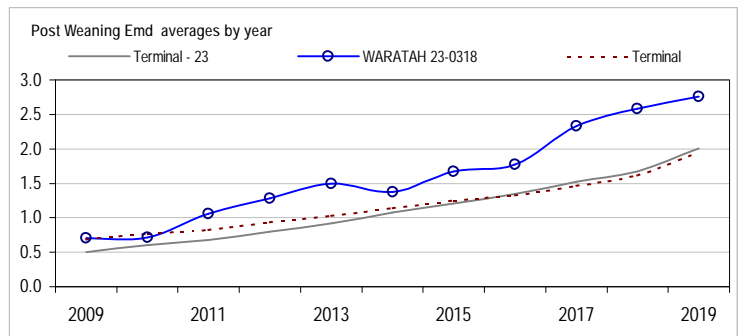
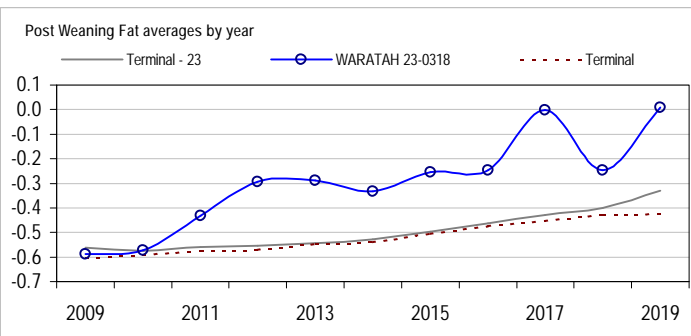
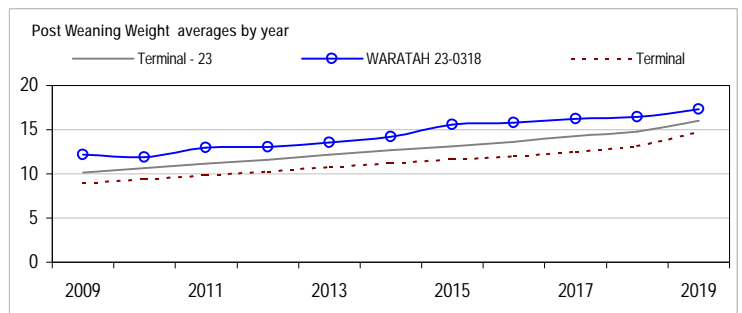
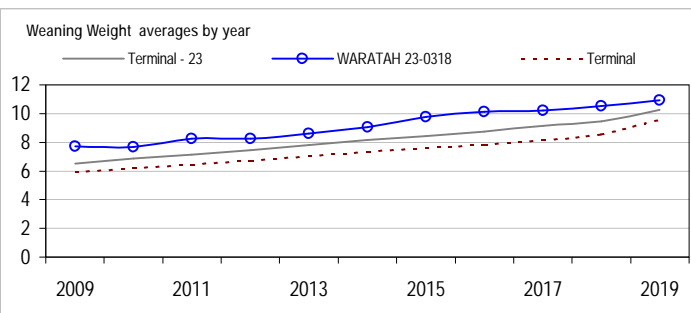
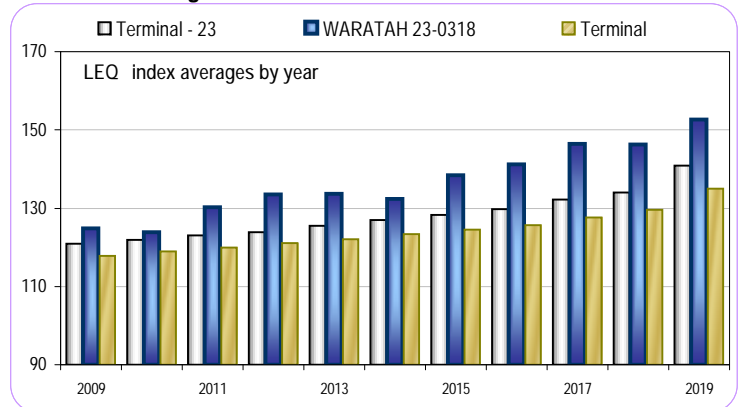
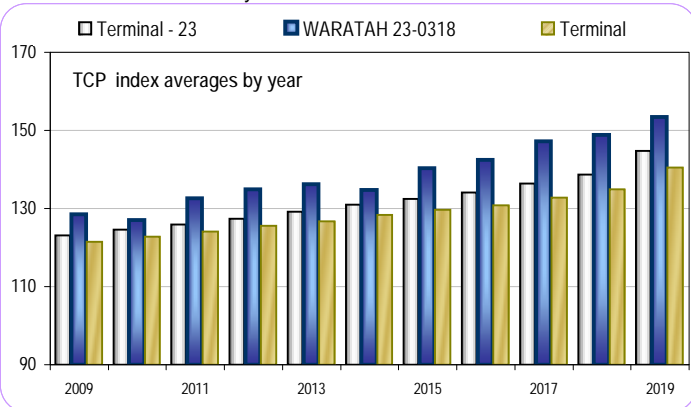
STEPHEN & DEBBIE MILNE  
23-0318

# SHEEP GENETICS

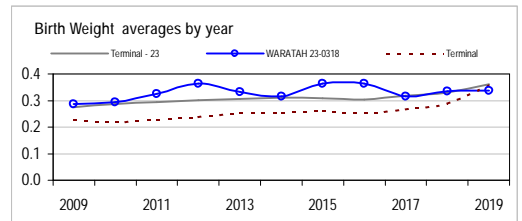


Analysis : **Terminal - 23**

Dated : **15 August 2019**



Terminal - 23								
	Bwt	Wwt	Pwwt	Pfat	Pemd	TCP	LEQ	Counts
2010	0.29	6.88	10.68	-0.58	0.60	124.6	121.9	44451
2011	0.30	7.14	11.13	-0.56	0.68	126.0	123.0	48256
2012	0.30	7.47	11.59	-0.55	0.80	127.4	123.9	48351
2013	0.31	7.82	12.16	-0.54	0.92	129.2	125.4	46569
2014	0.31	8.17	12.68	-0.53	1.07	131.0	127.0	44834
2015	0.31	8.45	13.15	-0.50	1.21	132.5	128.3	46864
2016	0.30	8.76	13.65	-0.46	1.35	134.1	129.8	47784
2017	0.32	9.13	14.25	-0.43	1.52	136.5	132.1	53743
2018	0.33	9.45	14.76	-0.40	1.67	138.6	134.0	48531
2019	0.36	10.24	16.03	-0.33	2.01	144.7	140.9	8754



Reports are prepared using data supplied by breeders and/or accredited operators for the analysis. SheepGenetics cannot guarantee the accuracy of this data. ASBV's are designed to estimate genetic merit of animals from the data supplied. Reports are provided to assist breeders but no liability is accepted for the outcome resulting from the use of this information.

WARATAH 23-0318								
	Bwt	Wwt	Pwwt	Pfat	Pemd	TCP	LEQ	Counts
2010	0.29	7.67	11.91	-0.57	0.72	127.1	123.8	248
2011	0.33	8.27	12.95	-0.43	1.06	132.6	130.2	211
2012	0.36	8.25	13.07	-0.29	1.29	134.9	133.5	203
2013	0.33	8.63	13.55	-0.29	1.50	136.2	133.7	242
2014	0.32	9.05	14.20	-0.33	1.38	134.8	132.3	263
2015	0.37	9.78	15.58	-0.25	1.67	140.4	138.4	240
2016	0.36	10.13	15.81	-0.25	1.78	142.4	141.2	242
2017	0.32	10.23	16.22	0.00	2.33	147.2	146.5	263
2018	0.34	10.53	16.43	-0.25	2.58	148.8	146.3	248
2019	0.34	10.93	17.33	0.01	2.76	153.4	152.6	243

Linkage Summary	
WARATAH 23-0318	
Weights	Yes
Carcase	Yes
WEC	Yes
Reproduction	Yes
Site Code	230318

19-August-2019

