

**Lot 1 CLUDEN NEWRY N112 #****Ident: THC112 Reg Status: HBR**

Calved: 14/08/2017

Tattoo: H OVER BAR N112 (T&amp;F)

Genetic Status: AMFU NHFU CAFU DDFU

CONNEALY EARNAN 076E


CLUDEN NEWRY ADMIRAL D47

SIRE: USA17614813 MUSGRAVE BIG SKY

DAM: THCF171 CLUDEN NEWRY CLYPTA F171

SAV PRIMROSE 7861

CLUDEN NEWRY CLYPTA B002

February 2019 Angus Australia BREEDPLAN																		
	CE Dir	CE Dtrs	Gest. Length	BW (kg)	200 W (kg)	400 W (kg)	600 W (kg)	MCW (kg)	Milk (kg)	SS (cm)	D t C	CWT (kg)	EMA (sq cm)	Rib Fat (mm)	Rump Fat (mm)	RBY %	IMF %	Doc
EBV	-0.7	+1.9	-5.0	+4.1	+49	+82	+108	+83	+14	+1.1	-4.6	+60	+6.2	-0.2	-0.5	+0.5	+1.3	-9
ACC	53%	47%	66%	75%	71%	72%	74%	69%	59%	60%	36%	62%	62%	62%	62%	57%	57%	53%

Traits Observed: CE,BWT,200WT(x2),400WT,600WT,FAT,EMA,IMF,DOC

GENETIC TYPE SUMMARY (GTS)									
Stature	Capacity	Body Length	Front Feet	Back Feet	Leg Angle	Pastern Angle	Muscle Score	Do-ability	Sheath
28	38	32	23	24	26	23	38	32	5

BREEDOBJECT INDEX VALUES			
Angus Breeding	Domestic	Heavy Grain	Heavy Grass
+\$109	+\$106	+\$105	+\$110

Purchaser..... \$.....

**Lot 2 CLUDEN NEWRY N147 #****Ident: THC147 Reg Status: HBR**

Calved: 17/08/2017

Tattoo: H OVER BAR N147 (T&amp;F)

Genetic Status: AMFU NHFU CAFU DDC

CONNEALY EARNAN 076E


ARDROSSAN ADMIRAL A2

SIRE: USA17614813 MUSGRAVE BIG SKY

DAM: THCE58 CLUDEN NEWRY FLOWER E58

SAV PRIMROSE 7861

CLUDEN NEWRY FLOWER W066

February 2019 Angus Australia BREEDPLAN																		
	CE Dir	CE Dtrs	Gest. Length	BW (kg)	200 W (kg)	400 W (kg)	600 W (kg)	MCW (kg)	Milk (kg)	SS (cm)	D t C	CWT (kg)	EMA (sq cm)	Rib Fat (mm)	Rump Fat (mm)	RBY %	IMF %	Doc
EBV	-2.6	+0.9	-4.1	+5.4	+51	+88	+114	+97	+11	+1.7	-4.8	+65	+5.5	-1.6	-2.6	+1.0	+1.7	-1
ACC	55%	50%	67%	75%	71%	72%	74%	69%	60%	63%	41%	63%	62%	62%	62%	58%	59%	54%

Traits Observed: CE,BWT,200WT(x2),400WT,600WT,FAT,EMA,IMF,DOC

GENETIC TYPE SUMMARY (GTS)									
Stature	Capacity	Body Length	Front Feet	Back Feet	Leg Angle	Pastern Angle	Muscle Score	Do-ability	Sheath
28	38	32	22	23	25	24	39	30	4

BREEDOBJECT INDEX VALUES			
Angus Breeding	Domestic	Heavy Grain	Heavy Grass
+\$112	+\$108	+\$118	+\$109

Purchaser..... \$.....

**Lot 3 CLUDEN NEWRY N132 #****Ident: THC132 Reg Status: APR**

Calved: 15/08/2017

Tattoo: H OVER BAR N132 (T&amp;F)

Genetic Status: AMFU NHFU CAFU DDFU

AYRVALE GENERAL G18


CLUDEN NEWRY EQUATOR F10

SIRE: WWEL3 ESSLEMONT LOTTO L3

DAM: THCK244 CLUDEN NEWRY EGYPT K244

ESSLEMONT JENNY J8

CLUDEN NEWRY EGYPT D80

February 2019 Angus Australia BREEDPLAN																		
	CE Dir	CE Dtrs	Gest. Length	BW (kg)	200 W (kg)	400 W (kg)	600 W (kg)	MCW (kg)	Milk (kg)	SS (cm)	D t C	CWT (kg)	EMA (sq cm)	Rib Fat (mm)	Rump Fat (mm)	RBY %	IMF %	Doc
EBV	-0.9	+0.7	-5.1	+5.3	+53	+104	+142	+128	+19	+3.5	-4.4	+88	+7.0	-1.9	-3.4	+1.4	+2.7	3
ACC	50%	38%	64%	75%	70%	71%	73%	67%	52%	60%	36%	59%	60%	61%	61%	55%	56%	55%

Traits Observed: CE,BWT,200WT(x2),400WT,600WT,FAT,EMA,IMF,DOC

GENETIC TYPE SUMMARY (GTS)									
Stature	Capacity	Body Length	Front Feet	Back Feet	Leg Angle	Pastern Angle	Muscle Score	Do-ability	Sheath
27	38	31	23	24	27	23	39	31	5

BREEDOBJECT INDEX VALUES			
Angus Breeding	Domestic	Heavy Grain	Heavy Grass
+\$147	+\$126	+\$173	+\$135

Purchaser..... \$.....

**Lot 4 CLUDEN NEWRY N173 #****Ident: THC N173 Reg Status: HBR**

Calved: 22/08/2017

Tattoo: H OVER BAR N173 (T&amp;F)

Genetic Status: AMFU NHFU CAFU DDFU

AYRVALE GENERAL G18


KAROO 469 HINGAI A82

SIRE: WWEL3 ESSELMONT LOTTO L3

DAM: THCF79 CLUDEN NEWRY EGYPT F79

ESSELMONT JENNY J8

CLUDEN NEWRY EGYPT W060

February 2019 Angus Australia BREEDPLAN																		
	CE Dir	CE Dtrs	Gest. Length	BW (kg)	200 W (kg)	400 W (kg)	600 W (kg)	MCW (kg)	Milk (kg)	SS (cm)	D t C	CWT (kg)	EMA (sq cm)	Rib Fat (mm)	Rump Fat (mm)	RBY %	IMF %	Doc
EBV	-2.6	-0.6	-3.3	+5.9	+49	+94	+127	+127	+16	+2.7	-5.1	+78	+5.8	-1.4	-1.7	+0.6	+2.4	-4
ACC	50%	36%	65%	75%	70%	71%	73%	67%	54%	59%	36%	59%	60%	61%	61%	55%	55%	53%

Traits Observed: CE,BWT,200WT(x2),400WT,600WT,FAT,EMA,IMF,DOC

GENETIC TYPE SUMMARY (GTS)									
Stature	Capacity	Body Length	Front Feet	Back Feet	Leg Angle	Pastern Angle	Muscle Score	Do-ability	Sheath
28	39	32	23	23	26	23	38	31	5

BREEDOBJECT INDEX VALUES			
Angus Breeding	Domestic	Heavy Grain	Heavy Grass
+\$125	+\$110	+\$144	+\$117

Purchaser..... \$.....

**Lot 5 CLUDEN NEWRY N275 SV****Ident: THC N275 Reg Status: HBR**

Calved: 23/09/2017

Tattoo: H OVER BAR N275 (T&amp;F)

Genetic Status: AMFU NHFU CAFU DDFU

CARABAR DOCKLANDS D62


BOOROOMOOKA FRANKEL F510

SIRE: TFAJ33 LANDFALL DOCKLANDS J33

DAM: THCJ1 CLUDEN NEWRY EGYPT J1

LANDFALL ELSA G90

CLUDEN NEWRY EGYPT B078

February 2019 Angus Australia BREEDPLAN																		
	CE Dir	CE Dtrs	Gest. Length	BW (kg)	200 W (kg)	400 W (kg)	600 W (kg)	MCW (kg)	Milk (kg)	SS (cm)	D t C	CWT (kg)	EMA (sq cm)	Rib Fat (mm)	Rump Fat (mm)	RBY %	IMF %	Doc
EBV	+1.9	-0.5	-8.0	+6.2	+56	+93	+138	+119	+17	+3.1	-3.0	+72	+9.3	-2.5	-2.3	+2.6	+1.0	-21
ACC	46%	39%	64%	65%	67%	68%	70%	64%	51%	55%	39%	58%	57%	58%	59%	54%	52%	50%

Traits Observed: CE,200WT(x2),400WT,600WT,FAT,EMA,IMF,DOC

GENETIC TYPE SUMMARY (GTS)									
Stature	Capacity	Body Length	Front Feet	Back Feet	Leg Angle	Pastern Angle	Muscle Score	Do-ability	Sheath
31	38	34	23	24	27	23	40	28	4

BREEDOBJECT INDEX VALUES			
Angus Breeding	Domestic	Heavy Grain	Heavy Grass
+\$137	+\$120	+\$143	+\$135

Purchaser..... \$.....

**Lot 6 CLUDEN NEWRY N251 #****Ident: THC N251 Reg Status: HBR**

Calved: 12/09/2017

Tattoo: H OVER BAR N251 (T&amp;F)

Genetic Status: AMFU NHFU CAFU DDFU

TE MANIA ESTATE E895


KAROO A241 EQUATOR E39

SIRE: WKHH136 KOOJAN HILLS ESTATE H136

DAM: THCH163 CLUDEN NEWRY EGYPT H163

KOOJAN HILLS B145

CLUDEN NEWRY EGYPT E8

February 2019 Angus Australia BREEDPLAN																		
	CE Dir	CE Dtrs	Gest. Length	BW (kg)	200 W (kg)	400 W (kg)	600 W (kg)	MCW (kg)	Milk (kg)	SS (cm)	D t C	CWT (kg)	EMA (sq cm)	Rib Fat (mm)	Rump Fat (mm)	RBY %	IMF %	Doc
EBV	-1.2	-0.1	-1.9	+6.5	+47	+83	+126	+125	+17	+1.4	-4.1	+64	+3.3	-0.1	+0.3	-0.4	+1.8	7
ACC	43%	34%	57%	74%	68%	69%	72%	66%	50%	55%	35%	58%	57%	58%	59%	53%	51%	50%

Traits Observed: CE,BWT,200WT(x2),400WT,600WT,FAT,EMA,IMF,DOC

GENETIC TYPE SUMMARY (GTS)									
Stature	Capacity	Body Length	Front Feet	Back Feet	Leg Angle	Pastern Angle	Muscle Score	Do-ability	Sheath
28	38	32	22	23	26	23	38	32	4


BREEDOBJECT INDEX VALUES			
Angus Breeding	Domestic	Heavy Grain	Heavy Grass
+\$112	+\$94	+\$119	+\$109

Purchaser..... \$.....

**Lot 7 CLUDEN NEWRY N166<sup>SV</sup>**

**Ident: THC166 Reg Status: HBR**

**Calved:** 20/08/2017 **Tattoo:** H OVER BAR N166 (T&F) **Genetic Status:** AMFU NHFU CAFU DDFU  
 SITZ UPWARD 307R CLUDEN NEWRY U32  
**SIRE:** NGMH605 BOOROOMOOKA HYPERNO H605 **DAM:** THCZ112 CLUDEN NEWRY ALICE Z112  
 BOOROOMOOKA TRACEY Z5 CLUDEN NEWRY ALICE S164

February 2019 Angus Australia BREEDPLAN																		
	CE Dir	CE Dtrs	Gest. Length	BW (kg)	200 W (kg)	400 W (kg)	600 W (kg)	MCW (kg)	Milk (kg)	SS (cm)	D t C	CWT (kg)	EMA (sq cm)	Rib Fat (mm)	Rump Fat (mm)	RBY %	IMF %	Doc
<b>EBV</b>	-7.8	-0.9	-0.3	+8.1	+48	+85	+112	+106	+12	+2.3	-5.1	+63	+4.7	-0.5	+0.0	+1.4	+0.4	-12
ACC	61%	48%	71%	76%	72%	72%	74%	68%	64%	68%	45%	65%	65%	68%	65%	63%	63%	54%

*Traits Observed: CE,BWT,200WT(x2),400WT,600WT,FAT,EMA,IMF,DOC,Genomics*

GENETIC TYPE SUMMARY (GTS)									
Stature	Capacity	Body Length	Front Feet	Back Feet	Leg Angle	Pastern Angle	Muscle Score	Do-ability	Sheath
28	38	31	22	23	27	23	38	32	5


BREEDOBJECT INDEX VALUES			
Angus Breeding	Domestic	Heavy Grain	Heavy Grass
+\$92	+\$92	+\$85	+\$94

Purchaser..... \$.....

**Lot 8 CLUDEN NEWRY N163<sup>SV</sup>**

**Ident: THC163 Reg Status: HBR**

**Calved:** 19/08/2017 **Tattoo:** H OVER BAR N163 (T&F) **Genetic Status:** AMFU NHFU CAFU DDFU  
 CONNEALY CONSENSUS 7229 CLUDEN NEWRY EQUATOR F10  
**SIRE:** USA17171587 V A R GENERATION 2100 **DAM:** THCJ79 CLUDEN NEWRY ALICE J79  
 SANDPOINT BLACKBIRD 8809 CLUDEN NEWRY ALICE F31

February 2019 Angus Australia BREEDPLAN																		
	CE Dir	CE Dtrs	Gest. Length	BW (kg)	200 W (kg)	400 W (kg)	600 W (kg)	MCW (kg)	Milk (kg)	SS (cm)	D t C	CWT (kg)	EMA (sq cm)	Rib Fat (mm)	Rump Fat (mm)	RBY %	IMF %	Doc
<b>EBV</b>	-3.5	-1.5	-2.0	+7.7	+55	+97	+125	+117	+10	+3.0	-5.5	+75	+7.9	-1.0	-1.4	+2.1	+1.6	22
ACC	61%	48%	74%	75%	72%	71%	74%	68%	59%	66%	39%	63%	63%	65%	62%	58%	61%	55%

*Traits Observed: CE,BWT,200WT(x2),400WT,600WT,FAT,EMA,IMF,DOC,Genomics*

GENETIC TYPE SUMMARY (GTS)									
Stature	Capacity	Body Length	Front Feet	Back Feet	Leg Angle	Pastern Angle	Muscle Score	Do-ability	Sheath
26	30	30	22	23	26	23	39	32	5


BREEDOBJECT INDEX VALUES			
Angus Breeding	Domestic	Heavy Grain	Heavy Grass
+\$130	+\$120	+\$141	+\$123

Purchaser..... \$.....

**Lot 9 CLUDEN NEWRY N10<sup>#</sup>**

**Ident: THC10 Reg Status: APR**

**Calved:** 19/07/2017 **Tattoo:** H OVER BAR N10 (T&F) **Genetic Status:** AMFU NHFU CAFU DDFU  
 ARDCAIRNIE B59 MATAURI REALITY 839  
**SIRE:** WJMF96 ARDCAIRNIE F96 **DAM:** THCL185 CLUDEN NEWRY EGYPT L185  
 ARDCAIRNIE DIANARAM D25 CLUDEN NEWRY EGYPT D80

February 2019 Angus Australia BREEDPLAN																		
	CE Dir	CE Dtrs	Gest. Length	BW (kg)	200 W (kg)	400 W (kg)	600 W (kg)	MCW (kg)	Milk (kg)	SS (cm)	D t C	CWT (kg)	EMA (sq cm)	Rib Fat (mm)	Rump Fat (mm)	RBY %	IMF %	Doc
<b>EBV</b>	+5.2	+5.0	-6.4	+1.3	+42	+76	+99	+81	+14	+2.2	-5.0	+55	+5.8	+1.7	+1.2	+0.1	+1.4	5
ACC	49%	42%	64%	74%	69%	70%	73%	67%	58%	60%	41%	62%	61%	62%	62%	57%	58%	52%

*Traits Observed: CE,BWT,200WT(x2),400WT,600WT,FAT,EMA,IMF,DOC*

GENETIC TYPE SUMMARY (GTS)									
Stature	Capacity	Body Length	Front Feet	Back Feet	Leg Angle	Pastern Angle	Muscle Score	Do-ability	Sheath
26	38	29	22	23	26	22	40	32	5

BREEDOBJECT INDEX VALUES			
Angus Breeding	Domestic	Heavy Grain	Heavy Grass
+\$114	+\$110	+\$110	+\$115

Purchaser..... \$.....

**Lot 10 CLUDEN NEWRY N96<sup>SV</sup>****Ident: THC96 Reg Status: HBR**

Calved: 13/08/2017

Tattoo: H OVER BAR N96 (T&amp;F)

Genetic Status: AMFU NHFU CAFU DDFU

AYRVALE GENERAL G18


CLUDEN NEWRY TOTAL D10

SIRE: WWEL3 ESSELMONT LOTTO L3

DAM: THCF119 CLUDEN NEWRY FLOWER F119

ESSELMONT JENNY J8

CLUDEN NEWRY FLOWER D75

February 2019 Angus Australia BREEDPLAN																		
	CE Dir	CE Dtrs	Gest. Length	BW (kg)	200 W (kg)	400 W (kg)	600 W (kg)	MCW (kg)	Milk (kg)	SS (cm)	D t C	CWT (kg)	EMA (sq cm)	Rib Fat (mm)	Rump Fat (mm)	RBY %	IMF %	Doc
EBV	+1.5	+0.6	-5.9	+2.8	+49	+87	+119	+83	+25	+2.2	-5.7	+74	+7.1	+1.6	+0.9	-0.5	+2.7	14
ACC	59%	40%	71%	75%	71%	71%	73%	67%	57%	64%	37%	61%	60%	63%	60%	56%	59%	54%

Traits Observed: CE,BWT,200WT(x2),400WT,600WT,FAT,EMA,IMF,DOC,Genomics

GENETIC TYPE SUMMARY (GTS)									
Stature	Capacity	Body Length	Front Feet	Back Feet	Leg Angle	Pastern Angle	Muscle Score	Do-ability	Sheath
24	40	28	22	23	26	23	40	30	5

BREEDOBJECT INDEX VALUES			
Angus Breeding	Domestic	Heavy Grain	Heavy Grass
+\$132	+\$115	+\$142	+\$127

Purchaser..... \$.....

**Lot 11 CLUDEN NEWRY N221 #****Ident: THC221 Reg Status: HBR**

Calved: 5/09/2017

Tattoo: H OVER BAR N221 (T&amp;F)

Genetic Status: AMFU NHFU CAFU DDFU

TE MANIA ESTATE E895


KAROO A241 EQUATOR E39

SIRE: WKHH136 KOOJAN HILLS ESTATE H136

DAM: THCH60 CLUDEN NEWRY FLOWER H60

KOOJAN HILLS B145

CLUDEN NEWRY FLOWER Z041 Z41

February 2019 Angus Australia BREEDPLAN																		
	CE Dir	CE Dtrs	Gest. Length	BW (kg)	200 W (kg)	400 W (kg)	600 W (kg)	MCW (kg)	Milk (kg)	SS (cm)	D t C	CWT (kg)	EMA (sq cm)	Rib Fat (mm)	Rump Fat (mm)	RBY %	IMF %	Doc
EBV	+2.2	+1.5	-3.5	+4.1	+45	+88	+125	+105	+19	+2.1	-6.0	+66	+5.1	+0.6	+1.0	-0.1	+1.8	-8
ACC	44%	36%	60%	74%	69%	70%	72%	66%	51%	55%	36%	58%	57%	58%	59%	53%	51%	51%

Traits Observed: CE,BWT,200WT(x2),400WT,600WT,FAT,EMA,IMF,DOC

GENETIC TYPE SUMMARY (GTS)									
Stature	Capacity	Body Length	Front Feet	Back Feet	Leg Angle	Pastern Angle	Muscle Score	Do-ability	Sheath
24	40	28	22	23	26	24	40	32	5

BREEDOBJECT INDEX VALUES			
Angus Breeding	Domestic	Heavy Grain	Heavy Grass
+\$134	+\$114	+\$143	+\$129

Purchaser..... \$.....

**Lot 12 CLUDEN NEWRY N239 #****Ident: THC239 Reg Status: HBR**

Calved: 9/09/2017

Tattoo: H OVER BAR N239 (T&amp;F)

Genetic Status: AMFU NHFU CAFU DDFU

BASIN PAYWEIGHT 006S


BOOROOMOOKA FRANKEL F510

SIRE: USA17038724 BASIN PAYWEIGHT 1682

DAM: THCJ18 CLUDEN NEWRY FLOWER J18

21AR O LASS 7017

CLUDEN NEWRY FLOWER C65

February 2019 Angus Australia BREEDPLAN																		
	CE Dir	CE Dtrs	Gest. Length	BW (kg)	200 W (kg)	400 W (kg)	600 W (kg)	MCW (kg)	Milk (kg)	SS (cm)	D t C	CWT (kg)	EMA (sq cm)	Rib Fat (mm)	Rump Fat (mm)	RBY %	IMF %	Doc
EBV	-0.6	-1.0	-3.3	+5.1	+56	+98	+129	+97	+18	+2.6	-4.6	+72	+5.5	+0.1	-0.6	+1.2	+1.4	-8
ACC	50%	43%	69%	74%	70%	71%	73%	68%	56%	62%	37%	61%	61%	61%	61%	57%	57%	56%

Traits Observed: CE,BWT,200WT(x2),400WT,600WT,FAT,EMA,IMF,DOC

GENETIC TYPE SUMMARY (GTS)									
Stature	Capacity	Body Length	Front Feet	Back Feet	Leg Angle	Pastern Angle	Muscle Score	Do-ability	Sheath
23	38	26	22	23	25	25	39	31	5

BREEDOBJECT INDEX VALUES			
Angus Breeding	Domestic	Heavy Grain	Heavy Grass
+\$128	+\$119	+\$131	+\$127

Purchaser..... \$.....

**Lot 13 CLUDEN NEWRY N25 #****Ident: THC N25 Reg Status: HBR**

Calved: 21/07/2017

Tattoo: H OVER BAR N25 (T&amp;F)

Genetic Status: AMFU NHFU CAFU DDFU

ARDCAIRNIE B59


KM BROKEN BOW 002

SIRE: WJMF96 ARDCAIRNIE F96

DAM: THCL43 CLUDEN NEWRY ARAWATEA L43

ARDCAIRNIE DIANARAM D25

CLUDEN NEWRY ARAWATEA C61

February 2019 Angus Australia BREEDPLAN																		
	CE Dir	CE Dtrs	Gest. Length	BW (kg)	200 W (kg)	400 W (kg)	600 W (kg)	MCW (kg)	Milk (kg)	SS (cm)	D t C	CWT (kg)	EMA (sq cm)	Rib Fat (mm)	Rump Fat (mm)	RBY %	IMF %	Doc
EBV	+1.9	+3.1	-5.5	+4.2	+52	+90	+122	+106	+13	+1.8	-4.1	+67	+6.0	-0.3	-0.4	+1.3	+1.4	0
ACC	49%	40%	64%	74%	69%	70%	73%	68%	57%	60%	39%	61%	61%	62%	62%	57%	58%	51%

Traits Observed: CE,BWT,200WT(x2),400WT,600WT,FAT,EMA,IMF,DOC

GENETIC TYPE SUMMARY (GTS)									
Stature	Capacity	Body Length	Front Feet	Back Feet	Leg Angle	Pastern Angle	Muscle Score	Do-ability	Sheath
25	40	29	22	22	27	22	42	32	5

BREEDOBJECT INDEX VALUES			
Angus Breeding	Domestic	Heavy Grain	Heavy Grass
+\$130	+\$120	+\$134	+\$128

Purchaser..... \$.....

**Lot 14 CLUDEN NEWRY N57 SV****Ident: THC N57 Reg Status: HBR**

Calved: 10/08/2017

Tattoo: H OVER BAR N57 (T&amp;F)

Genetic Status: AMFU NHFU CAFU DDFU

MATAURI REALITY 839


ARDROSSAN EQUATOR A241

SIRE: WKHK46 KOOJAN HILLS REALITY K46

DAM: THCK119 CLUDEN NEWRY LASSIE K119

KOOJAN HILLS E266

CLUDEN NEWRY LASSIE F177

February 2019 Angus Australia BREEDPLAN																		
	CE Dir	CE Dtrs	Gest. Length	BW (kg)	200 W (kg)	400 W (kg)	600 W (kg)	MCW (kg)	Milk (kg)	SS (cm)	D t C	CWT (kg)	EMA (sq cm)	Rib Fat (mm)	Rump Fat (mm)	RBY %	IMF %	Doc
EBV	+1.8	+2.6	-7.9	+3.8	+48	+89	+122	+103	+19	+2.1	-6.0	+66	+6.0	+0.5	+0.8	+0.8	+1.4	-9
ACC	56%	41%	73%	74%	70%	69%	71%	65%	56%	64%	41%	61%	60%	64%	61%	57%	58%	52%

Traits Observed: CE,BWT,200WT(x2),400WT,600WT,FAT,EMA,IMF,DOC,Genomics

GENETIC TYPE SUMMARY (GTS)									
Stature	Capacity	Body Length	Front Feet	Back Feet	Leg Angle	Pastern Angle	Muscle Score	Do-ability	Sheath
28	38	32	22	23	26	24	40	31	5

BREEDOBJECT INDEX VALUES			
Angus Breeding	Domestic	Heavy Grain	Heavy Grass
+\$134	+\$119	+\$139	+\$131

Purchaser..... \$.....

**Lot 15 CLUDEN NEWRY N94 #****Ident: THC N94 Reg Status: HBR**

Calved: 13/08/2017

Tattoo: H OVER BAR N94 (T&amp;F)

Genetic Status: AMFU NHFU CAFU DDFU

MATAURI REALITY 839


CARABAR DOCKLANDS D62

SIRE: WKHK46 KOOJAN HILLS REALITY K46

DAM: THCK184 CLUDEN NEWRY ALBIBA K184

KOOJAN HILLS E266

CLUDEN NEWRY ALBINA C17

February 2019 Angus Australia BREEDPLAN																		
	CE Dir	CE Dtrs	Gest. Length	BW (kg)	200 W (kg)	400 W (kg)	600 W (kg)	MCW (kg)	Milk (kg)	SS (cm)	D t C	CWT (kg)	EMA (sq cm)	Rib Fat (mm)	Rump Fat (mm)	RBY %	IMF %	Doc
EBV	-1.4	+0.3	-6.3	+6.3	+50	+94	+127	+115	+17	+2.5	-5.5	+69	+4.4	-0.3	-0.1	+0.2	+1.8	4
ACC	47%	39%	66%	74%	69%	70%	72%	66%	52%	58%	39%	59%	58%	58%	59%	54%	52%	52%

Traits Observed: CE,BWT,200WT(x2),400WT,600WT,FAT,EMA,IMF,DOC

GENETIC TYPE SUMMARY (GTS)									
Stature	Capacity	Body Length	Front Feet	Back Feet	Leg Angle	Pastern Angle	Muscle Score	Do-ability	Sheath
28	38	32	22	23	27	22	38	31	5

BREEDOBJECT INDEX VALUES			
Angus Breeding	Domestic	Heavy Grain	Heavy Grass
+\$124	+\$110	+\$134	+\$119

Purchaser..... \$.....

**Lot 16 CLUDEN NEWRY N30 SV****Ident: THCN30 Reg Status: HBR**

Calved: 23/07/2017

Tattoo: H OVER BAR N30 (T&amp;F)

Genetic Status: AMFU NHFU CAFU DDFU

BASIN FRANCHISE P142


CARABAR DOCKLANDS D62

SIRE: USA16198796 EF COMPLEMENT 8088

DAM: THCL99 CLUDEN NEWRY FLOWER L99

EF EVERELDA ENTENSE 6117

CLUDEN NEWRY FLOWER F119

February 2019 Angus Australia BREEDPLAN																		
	CE Dir	CE Dtrs	Gest. Length	BW (kg)	200 W (kg)	400 W (kg)	600 W (kg)	MCW (kg)	Milk (kg)	SS (cm)	D t C	CWT (kg)	EMA (sq cm)	Rib Fat (mm)	Rump Fat (mm)	RBY %	IMF %	Doc
EBV	+3.6	+2.9	-3.9	+1.3	+46	+93	+115	+75	+28	+1.9	-5.7	+75	+6.8	+1.1	+0.9	-0.7	+2.4	-3
ACC	63%	54%	71%	74%	72%	71%	73%	68%	63%	66%	44%	65%	64%	67%	64%	61%	63%	58%

Traits Observed: CE,BWT,200WT(x2),400WT,600WT,FAT,EMA,IMF,DOC,Genomics

GENETIC TYPE SUMMARY (GTS)									
Stature	Capacity	Body Length	Front Feet	Back Feet	Leg Angle	Pastern Angle	Muscle Score	Do-ability	Sheath
27	39	32	23	24	26	24	40	31	5

BREEDOBJECT INDEX VALUES			
Angus Breeding	Domestic	Heavy Grain	Heavy Grass
+\$131	+\$121	+\$136	+\$127

Purchaser..... \$.....

**Lot 17 CLUDEN NEWRY N19 SV****Ident: THCN19 Reg Status: HBR**

Calved: 20/07/2017

Tattoo: H OVER BAR N19 (T&amp;F)

Genetic Status: AMFU NHFU CAFU DDFU

BASIN FRANCHISE P142


CARABAR DOCKLANDS D62

SIRE: USA16198796 EF COMPLEMENT 8088

DAM: THCL36 CLUDEN NEWRY ALICE L36

EF EVERELDA ENTENSE 6117

CLUDEN NEWRY ALICE C13

February 2019 Angus Australia BREEDPLAN																		
	CE Dir	CE Dtrs	Gest. Length	BW (kg)	200 W (kg)	400 W (kg)	600 W (kg)	MCW (kg)	Milk (kg)	SS (cm)	D t C	CWT (kg)	EMA (sq cm)	Rib Fat (mm)	Rump Fat (mm)	RBY %	IMF %	Doc
EBV	+2.8	+2.9	-7.7	+4.9	+55	+106	+143	+118	+21	+2.7	-6.1	+79	+7.5	+0.2	+1.2	+0.8	+1.5	4
ACC	63%	54%	70%	74%	72%	70%	72%	68%	63%	66%	43%	64%	63%	65%	63%	60%	61%	58%

Traits Observed: CE,BWT,200WT(x2),400WT,600WT,FAT,EMA,IMF,DOC,Genomics

GENETIC TYPE SUMMARY (GTS)									
Stature	Capacity	Body Length	Front Feet	Back Feet	Leg Angle	Pastern Angle	Muscle Score	Do-ability	Sheath
27	39	30	22	23	25	25	39	32	5

BREEDOBJECT INDEX VALUES			
Angus Breeding	Domestic	Heavy Grain	Heavy Grass
+\$156	+\$134	+\$165	+\$151

Purchaser..... \$.....

**Lot 18 CLUDEN NEWRY N41 #****Ident: THCN41 Reg Status: HBR**

Calved: 5/08/2017

Tattoo: H OVER BAR N41 (T&amp;F)

Genetic Status: AMFU NHFU CAFU DDFU

SYDGEN BLACK PEARL 2006


CLUDEN NEWRY EQUATOR F10

SIRE: THCL180 CLUDEN NEWRY BLACK PEARL L180

DAM: THCL15 CLUDEN NEWRY CLYPTA L15

CLUDEN NEWRY ALICE F128

CLUDEN NEWRY CLYPTA J17

February 2019 Angus Australia BREEDPLAN																		
	CE Dir	CE Dtrs	Gest. Length	BW (kg)	200 W (kg)	400 W (kg)	600 W (kg)	MCW (kg)	Milk (kg)	SS (cm)	D t C	CWT (kg)	EMA (sq cm)	Rib Fat (mm)	Rump Fat (mm)	RBY %	IMF %	Doc
EBV	+2.3	+2.9	-5.0	+4.7	+55	+106	+143	+104	+22	+3.5	-4.8	+85	+8.4	+0.0	-1.0	+1.5	+1.4	17
ACC	44%	37%	58%	72%	67%	68%	71%	65%	50%	52%	34%	57%	55%	56%	57%	51%	51%	48%

Traits Observed: CE,BWT,200WT(x2),400WT,600WT,FAT,EMA,IMF,DOC

GENETIC TYPE SUMMARY (GTS)									
Stature	Capacity	Body Length	Front Feet	Back Feet	Leg Angle	Pastern Angle	Muscle Score	Do-ability	Sheath
26	39	29	22	23	25	24	38	32	5

BREEDOBJECT INDEX VALUES			
Angus Breeding	Domestic	Heavy Grain	Heavy Grass
+\$153	+\$134	+\$162	+\$149

Purchaser..... \$.....

**Lot 19 CLUDEN NEWRY N125<sup>SV</sup>****Ident: THCN125 Reg Status: HBR**

Calved: 15/08/2017


Tattoo: H OVER BAR N125 (T&amp;F)

Genetic Status: AMFU NHFU CAFU DDFU

CONNEALY CONSENSUS 7229

MATAURI REALITY 839

SIRE: USA17171587 V A R GENERATION 2100  
SANDPOINT BLACKBIRD 8809DAM: THCK15 CLUDEN NEWRY EGYPT K15  
CLUDEN NEWRY EGYPT H45

February 2019 Angus Australia BREEDPLAN																		
	CE Dir	CE Dtrs	Gest. Length	BW (kg)	200 W (kg)	400 W (kg)	600 W (kg)	MCW (kg)	Milk (kg)	SS (cm)	D t C	CWT (kg)	EMA (sq cm)	Rib Fat (mm)	Rump Fat (mm)	RBY %	IMF %	Doc
EBV	+0.1	+1.4	-5.4	+6.1	+60	+107	+126	+95	+14	+1.8	-1.6	+80	+12.4	+0.6	-0.8	+2.1	+1.5	28
ACC	61%	50%	73%	74%	71%	71%	73%	67%	58%	66%	41%	63%	62%	65%	62%	58%	61%	57%

Traits Observed: CE,BWT,200WT(x2),400WT,600WT,FAT,EMA,IMF,DOC,Genomics

GENETIC TYPE SUMMARY (GTS)									
Stature	Capacity	Body Length	Front Feet	Back Feet	Leg Angle	Pastern Angle	Muscle Score	Do-ability	Sheath
24	37	27	21	24	26	24	38	31	5

BREEDOBJECT INDEX VALUES			
Angus Breeding	Domestic	Heavy Grain	Heavy Grass
+\$134	+\$136	+\$135	+\$135

Purchaser..... \$.....

**Lot 20 CLUDEN NEWRY N67<sup>PV</sup>****Ident: THCN67 Reg Status: HBR**

Calved: 11/08/2017


Tattoo: H OVER BAR N67 (T&amp;F)

Genetic Status: AMFU NHFU CAFU DDFU

AYRVALE GENERAL G18

ARDROSSAN EQUATOR A241

SIRE: WWEL3 ESSELMONT LOTTO L3  
ESSELMONT JENNY J8DAM: THCF92 CLUDEN NEWRY ALICE F92  
CLUDEN NEWRY ALICE A139

February 2019 Angus Australia BREEDPLAN																		
	CE Dir	CE Dtrs	Gest. Length	BW (kg)	200 W (kg)	400 W (kg)	600 W (kg)	MCW (kg)	Milk (kg)	SS (cm)	D t C	CWT (kg)	EMA (sq cm)	Rib Fat (mm)	Rump Fat (mm)	RBY %	IMF %	Doc
EBV	+2.1	+1.8	-6.4	+0.9	+43	+81	+100	+82	+22	+2.1	-5.7	+76	+8.1	+1.3	-0.5	+0.1	+3.0	15
ACC	61%	44%	73%	76%	72%	72%	73%	67%	58%	66%	42%	62%	62%	64%	62%	58%	61%	59%

Traits Observed: CE,BWT,200WT(x2),400WT,600WT,FAT,EMA,IMF,DOC,Genomics

GENETIC TYPE SUMMARY (GTS)									
Stature	Capacity	Body Length	Front Feet	Back Feet	Leg Angle	Pastern Angle	Muscle Score	Do-ability	Sheath
22	38	26	21	23	27	22	42	30	5

BREEDOBJECT INDEX VALUES			
Angus Breeding	Domestic	Heavy Grain	Heavy Grass
+\$125	+\$117	+\$138	+\$117

Purchaser..... \$.....

**Lot 21 CLUDEN NEWRY N165<sup>SV</sup>****Ident: THCN165 Reg Status: HBR**

Calved: 19/08/2017


Tattoo: H OVER BAR N165 (T&amp;F)

Genetic Status: AMFU NHFU CAFU DDFU

BASIN PAYWEIGHT 006S

KAROO A241 EQUATOR E39

SIRE: USA17038724 BASIN PAYWEIGHT 1682  
21AR O LASS 7017DAM: THCK164 CLUDEN NEWRY FLOWER K164  
CLUDEN NEWRY FLOWER F101

February 2019 Angus Australia BREEDPLAN																		
	CE Dir	CE Dtrs	Gest. Length	BW (kg)	200 W (kg)	400 W (kg)	600 W (kg)	MCW (kg)	Milk (kg)	SS (cm)	D t C	CWT (kg)	EMA (sq cm)	Rib Fat (mm)	Rump Fat (mm)	RBY %	IMF %	Doc
EBV	+1.4	+0.9	-2.7	+3.9	+55	+92	+116	+93	+19	+1.3	-3.7	+75	+3.7	-0.1	-0.9	+0.0	+1.5	5
ACC	58%	44%	74%	74%	71%	70%	72%	67%	58%	66%	37%	63%	62%	65%	62%	58%	61%	54%

Traits Observed: CE,BWT,200WT(x2),400WT,600WT,FAT,EMA,IMF,DOC,Genomics

GENETIC TYPE SUMMARY (GTS)									
Stature	Capacity	Body Length	Front Feet	Back Feet	Leg Angle	Pastern Angle	Muscle Score	Do-ability	Sheath
23	38	26	22	23	26	24	40	30	5

BREEDOBJECT INDEX VALUES			
Angus Breeding	Domestic	Heavy Grain	Heavy Grass
+\$107	+\$109	+\$104	+\$109

Purchaser..... \$.....

**Lot 22 CLUDEN NEWRY N168 SV****Ident: THCN168 Reg Status: HBR**

Calved: 21/08/2017

Tattoo: H OVER BAR N168 (T&amp;F)

Genetic Status: AMFU NHFU CAFU DDFU

BASIN PAYWEIGHT 006S


CLUDEN NEWRY REGENT G147

SIRE: USA17038724 BASIN PAYWEIGHT 1682

DAM: THCJ218 CLUDEN NEWRY EGYPT J218

21AR O LASS 7017

CLUDEN NEWRY EGYPT F79

February 2019 Angus Australia BREEDPLAN																		
	CE Dir	CE Dtrs	Gest. Length	BW (kg)	200 W (kg)	400 W (kg)	600 W (kg)	MCW (kg)	Milk (kg)	SS (cm)	Dt C	CWT (kg)	EMA (sq cm)	Rib Fat (mm)	Rump Fat (mm)	RBY %	IMF %	Doc
EBV	-0.5	-0.8	+0.6	+6.6	+60	+110	+147	+153	+17	+2.7	-3.4	+90	+1.3	-2.7	-3.8	+0.4	+2.6	3
ACC	57%	42%	70%	74%	71%	71%	73%	67%	58%	65%	37%	62%	61%	64%	61%	58%	60%	51%

Traits Observed: CE,BWT,200WT(x2),400WT,600WT,FAT,EMA,IMF,DOC,Genomics

GENETIC TYPE SUMMARY (GTS)									
Stature	Capacity	Body Length	Front Feet	Back Feet	Leg Angle	Pastern Angle	Muscle Score	Do-ability	Sheath
28	38	31	22	23	26	23	38	31	5

BREEDOBJECT INDEX VALUES			
Angus Breeding	Domestic	Heavy Grain	Heavy Grass
+\$128	+\$115	+\$152	+\$119

Purchaser..... \$.....

**Lot 23 CLUDEN NEWRY N88 #****Ident: THCN88 Reg Status: HBR**

Calved: 12/08/2017

Tattoo: H OVER BAR N88 (T&amp;F)

Genetic Status: AMFU NHFU CAFU DDF

AYRVALE GENERAL G18


KAROO A241 EQUATOR E39

SIRE: WWEL3 ESSLEMONT LOTTO L3

DAM: THCH91 CLUDEN NEWRY EGYPT H91

ESSLEMONT JENNY J8

CLUDEN NEWRY EGYPT C199

February 2019 Angus Australia BREEDPLAN																		
	CE Dir	CE Dtrs	Gest. Length	BW (kg)	200 W (kg)	400 W (kg)	600 W (kg)	MCW (kg)	Milk (kg)	SS (cm)	Dt C	CWT (kg)	EMA (sq cm)	Rib Fat (mm)	Rump Fat (mm)	RBY %	IMF %	Doc
EBV	-3.2	-1.8	-4.2	+5.1	+54	+95	+128	+111	+19	+2.2	-7.5	+83	+6.5	+1.2	+0.2	-0.6	+3.1	-1
ACC	51%	39%	66%	75%	71%	71%	73%	67%	54%	61%	38%	60%	60%	61%	61%	56%	57%	57%

Traits Observed: CE,BWT,200WT(x2),400WT,600WT,FAT,EMA,IMF,DOC

GENETIC TYPE SUMMARY (GTS)									
Stature	Capacity	Body Length	Front Feet	Back Feet	Leg Angle	Pastern Angle	Muscle Score	Do-ability	Sheath
27	38	32	21	23	26	23	40	32	5

BREEDOBJECT INDEX VALUES			
Angus Breeding	Domestic	Heavy Grain	Heavy Grass
+\$135	+\$112	+\$154	+\$124

Purchaser..... \$.....

**Lot 24 CLUDEN NEWRY N252 #****Ident: THCN252 Reg Status: HBR**

Calved: 12/09/2017

Tattoo: H OVER BAR N252 (T&amp;F)

Genetic Status: AMFU NHFU CAFU DDFU

BASIN FRANCHISE P142


COONAMBLE B280

SIRE: USA16198796 EF COMPLEMENT 8088

DAM: THCF112 CLUDEN NEWRY FLOWER F112

EF EVERELDA ENTENSE 6117

CLUDEN NEWRY FLOWER B128

February 2019 Angus Australia BREEDPLAN																		
	CE Dir	CE Dtrs	Gest. Length	BW (kg)	200 W (kg)	400 W (kg)	600 W (kg)	MCW (kg)	Milk (kg)	SS (cm)	Dt C	CWT (kg)	EMA (sq cm)	Rib Fat (mm)	Rump Fat (mm)	RBY %	IMF %	Doc
EBV	-0.6	-0.1	-3.9	+5.7	+56	+103	+143	+135	+19	+2.3	-4.0	+77	+6.2	+0.3	+1.3	+0.2	+1.7	14
ACC	57%	52%	68%	76%	71%	72%	75%	71%	64%	64%	42%	64%	64%	64%	65%	60%	60%	57%

Traits Observed: CE,BWT,200WT(x2),400WT,600WT,FAT,EMA,IMF,DOC

GENETIC TYPE SUMMARY (GTS)									
Stature	Capacity	Body Length	Front Feet	Back Feet	Leg Angle	Pastern Angle	Muscle Score	Do-ability	Sheath
28	38	32	21	23	26	24	37	33	5

BREEDOBJECT INDEX VALUES			
Angus Breeding	Domestic	Heavy Grain	Heavy Grass
+\$135	+\$116	+\$143	+\$132

Purchaser..... \$.....



**Lot 25 CLUDEN NEWRY N160 #****Ident: THCN160 Reg Status: HBR**

Calved: 19/08/2017

Tattoo: H OVER BAR N160 (T&amp;F)

Genetic Status: AMFU NHFU CAFU DDFU

CONNEALY EARNAN 076E


RENNYLEA EDMUND E11

SIRE: USA17614813 MUSGRAVE BIG SKY

DAM: THCK152 CLUDEN NEWRY EGYPT K152

SAV PRIMROSE 7861

CLUDEN NEWRY EGYPT E169

February 2019 Angus Australia BREEDPLAN																		
	CE Dir	CE Dtrs	Gest. Length	BW (kg)	200 W (kg)	400 W (kg)	600 W (kg)	MCW (kg)	Milk (kg)	SS (cm)	D t C	CWT (kg)	EMA (sq cm)	Rib Fat (mm)	Rump Fat (mm)	RBY %	IMF %	Doc
EBV	-3.9	+0.1	-3.8	+4.2	+46	+87	+110	+92	+12	+1.6	-7.2	+59	+4.3	+1.2	+1.5	-0.8	+2.1	9
ACC	54%	49%	69%	74%	70%	71%	74%	68%	57%	63%	39%	62%	62%	62%	62%	57%	58%	55%

Traits Observed: CE,BWT,200WT(x2),400WT,600WT,FAT,EMA,IMF,DOC

GENETIC TYPE SUMMARY (GTS)									
Stature	Capacity	Body Length	Front Feet	Back Feet	Leg Angle	Pastern Angle	Muscle Score	Do-ability	Sheath
28	38	31	22	23	25	24	39	32	4

BREEDOBJECT INDEX VALUES			
Angus Breeding	Domestic	Heavy Grain	Heavy Grass
+\$114	+\$105	+\$120	+\$110

Purchaser..... \$.....

**Lot 26 CLUDEN NEWRY N305 #****Ident: THCN305 Reg Status: HBR**

Calved: 9/10/2017

Tattoo: H OVER BAR N305 (T&amp;F)

Genetic Status: AMFU NHFU CAFU DDFU

WATTLETOP ANDY C109


BT RIGHT TIME 24J

SIRE: THCH48 CLUDEN NEWRY ANDY H48

DAM: THCH117 CLUDEN NEWRY ALISON H117

CLUDEN NEWRY ALICE D16

CLUDEN NEWRY ALISON B087

February 2019 Angus Australia BREEDPLAN																		
	CE Dir	CE Dtrs	Gest. Length	BW (kg)	200 W (kg)	400 W (kg)	600 W (kg)	MCW (kg)	Milk (kg)	SS (cm)	D t C	CWT (kg)	EMA (sq cm)	Rib Fat (mm)	Rump Fat (mm)	RBY %	IMF %	Doc
EBV	-6.1	-1.4	-2.7	+7.7	+57	+105	+140	+131	+14	+3.7	-3.9	+78	+2.0	-0.4	-0.3	+0.0	+1.4	0
ACC	47%	41%	62%	73%	69%	69%	72%	66%	56%	57%	39%	59%	58%	59%	60%	55%	54%	48%

Traits Observed: CE,BWT,200WT(x2),400WT,600WT,FAT,EMA,IMF,DOC

GENETIC TYPE SUMMARY (GTS)									
Stature	Capacity	Body Length	Front Feet	Back Feet	Leg Angle	Pastern Angle	Muscle Score	Do-ability	Sheath
28	38	31	22	23	25	24	37	32	5

BREEDOBJECT INDEX VALUES			
Angus Breeding	Domestic	Heavy Grain	Heavy Grass
+\$110	+\$101	+\$114	+\$109

Purchaser..... \$.....

**Lot 27 CLUDEN NEWRY N134 SV****Ident: THCN134 Reg Status: HBR**

Calved: 15/08/2017

Tattoo: H OVER BAR N134 (T&amp;F)

Genetic Status: AMFU NHFU CAFU DDFU

AYRVALE GENERAL G18


CLUDEN NEWRY ADMIRAL C81

SIRE: WWEL3 ESSLEMONT LOTTO L3

DAM: THCE193 CLUDEN NEWRY FLOWER E193

ESSLEMONT JENNY J8

CLUDEN NEWRY FLOWER B121

February 2019 Angus Australia BREEDPLAN																		
	CE Dir	CE Dtrs	Gest. Length	BW (kg)	200 W (kg)	400 W (kg)	600 W (kg)	MCW (kg)	Milk (kg)	SS (cm)	D t C	CWT (kg)	EMA (sq cm)	Rib Fat (mm)	Rump Fat (mm)	RBY %	IMF %	Doc
EBV	-1.5	-0.8	-4.7	+5.5	+53	+96	+126	+90	+20	+2.4	-6.0	+81	+9.2	+1.3	-0.7	+0.4	+3.1	-15
ACC	59%	39%	71%	75%	71%	71%	73%	67%	57%	64%	36%	61%	60%	64%	61%	56%	59%	53%

Traits Observed: CE,BWT,200WT(x2),400WT,600WT,EMA,IMF,DOC,Genomics

GENETIC TYPE SUMMARY (GTS)									
Stature	Capacity	Body Length	Front Feet	Back Feet	Leg Angle	Pastern Angle	Muscle Score	Do-ability	Sheath
25	38	29	21	22	27	23	40	32	5

BREEDOBJECT INDEX VALUES			
Angus Breeding	Domestic	Heavy Grain	Heavy Grass
+\$143	+\$123	+\$163	+\$133

Purchaser..... \$.....

**Lot 28 CLUDEN NEWRY N202 #****Ident: THCN202 Reg Status: HBR**

Calved: 1/09/2017


Tattoo: H OVER BAR N202 (T&amp;F)

Genetic Status: AMFU NHFU CAFU DDFU

CARABAR DOCKLANDS D62

TE MANIA GASKIN G555

SIRE: TFAJ33 LANDFALL DOCKLANDS J33  
LANDFALL ELSA G90DAM: THCK52 CLUDEN NEWRY ARAWATEA K52  
CLUDEN NEWRY ARAWATEA F106

February 2019 Angus Australia BREEDPLAN																		
	CE Dir	CE Dtrs	Gest. Length	BW (kg)	200 W (kg)	400 W (kg)	600 W (kg)	MCW (kg)	Milk (kg)	SS (cm)	D t C	CWT (kg)	EMA (sq cm)	Rib Fat (mm)	Rump Fat (mm)	RBY %	IMF %	Doc
EBV	-1.8	-4.4	-4.2	+5.6	+51	+87	+123	+102	+15	+2.0	-4.3	+70	+6.0	-1.0	-0.6	+0.4	+2.5	-7
ACC	45%	39%	60%	73%	67%	69%	72%	66%	49%	55%	38%	58%	57%	57%	59%	53%	51%	49%

Traits Observed: CE,BWT,200WT(x2),400WT,600WT,FAT,EMA,IMF,DOC

GENETIC TYPE SUMMARY (GTS)									
Stature	Capacity	Body Length	Front Feet	Back Feet	Leg Angle	Pastern Angle	Muscle Score	Do-ability	Sheath
26	39	30	21	23	25	25	39	31	4

BREEDOBJECT INDEX VALUES			
Angus Breeding	Domestic	Heavy Grain	Heavy Grass
+\$122	+\$106	+\$134	+\$116

Purchaser..... \$.....

**Lot 29 CLUDEN NEWRY N161 #****Ident: THCN161 Reg Status: HBR**

Calved: 19/08/2017


Tattoo: H OVER BAR N161 (T&amp;F)

Genetic Status: AMFU NHFU CAFU DDFU

SYDGEN TRUST 6228

CARABAR DOCKLANDS D62

SIRE: USA17236055 SYDGEN BLACK PEARL 2006  
SYDGEN ANITA 8611DAM: THCK118 CLUDEN NEWRY EGYPT K118  
CLUDEN NEWRY EGYPT Y067 Y67

February 2019 Angus Australia BREEDPLAN																		
	CE Dir	CE Dtrs	Gest. Length	BW (kg)	200 W (kg)	400 W (kg)	600 W (kg)	MCW (kg)	Milk (kg)	SS (cm)	D t C	CWT (kg)	EMA (sq cm)	Rib Fat (mm)	Rump Fat (mm)	RBY %	IMF %	Doc
EBV	+2.2	+3.2	-6.1	+4.3	+43	+79	+104	+70	+17	+2.3	-4.8	+63	+5.4	-0.1	-0.8	+0.7	+1.7	-10
ACC	57%	52%	70%	75%	71%	71%	74%	70%	62%	64%	43%	63%	63%	63%	64%	59%	60%	58%

Traits Observed: CE,BWT,200WT(x2),400WT,600WT,FAT,EMA,IMF,DOC

GENETIC TYPE SUMMARY (GTS)									
Stature	Capacity	Body Length	Front Feet	Back Feet	Leg Angle	Pastern Angle	Muscle Score	Do-ability	Sheath
25	38	29	24	24	26	23	38	28	5

BREEDOBJECT INDEX VALUES			
Angus Breeding	Domestic	Heavy Grain	Heavy Grass
+\$118	+\$113	+\$121	+\$116

Purchaser..... \$.....

**Lot 30 CLUDEN NEWRY N114 #****Ident: THCN114 Reg Status: HBR**

Calved: 14/08/2017


Tattoo: H OVER BAR N114 (T&amp;F)

Genetic Status: AMFU NHFU CAFU DDFU

SYDGEN TRUST 6228

BOOROOMOOKA DULCIFY D98

SIRE: USA17236055 SYDGEN BLACK PEARL 2006  
SYDGEN ANITA 8611DAM: THCG3 CLUDEN NEWRY ARAWATEA G3  
CLUDEN NEWRY ARAWATEA E36

February 2019 Angus Australia BREEDPLAN																		
	CE Dir	CE Dtrs	Gest. Length	BW (kg)	200 W (kg)	400 W (kg)	600 W (kg)	MCW (kg)	Milk (kg)	SS (cm)	D t C	CWT (kg)	EMA (sq cm)	Rib Fat (mm)	Rump Fat (mm)	RBY %	IMF %	Doc
EBV	+3.4	+5.2	-6.9	+3.2	+52	+90	+129	+84	+18	+2.3	-3.8	+76	+7.6	+2.1	+0.8	+0.3	+1.6	9
ACC	56%	51%	69%	75%	71%	72%	75%	70%	63%	63%	41%	64%	63%	63%	63%	59%	59%	57%

Traits Observed: CE,BWT,200WT(x2),400WT,600WT,FAT,EMA,IMF,DOC

GENETIC TYPE SUMMARY (GTS)									
Stature	Capacity	Body Length	Front Feet	Back Feet	Leg Angle	Pastern Angle	Muscle Score	Do-ability	Sheath
26	39	30	21	24	26	23	40	32	5

BREEDOBJECT INDEX VALUES			
Angus Breeding	Domestic	Heavy Grain	Heavy Grass
+\$138	+\$121	+\$139	+\$139

Purchaser..... \$.....

**Lot 31 CLUDEN NEWRY N58 #****Ident: THC N58 Reg Status: HBR**

Calved: 10/08/2017

Tattoo: H OVER BAR N58 (T&amp;F)

Genetic Status: AMFU NHFU CAFU DDFU

AYRVALE GENERAL G18


KAROO 469 HINGAI A82

SIRE: WWEL3 ESSELMONT LOTTO L3

DAM: THCE11 CLUDEN NEWRY FLOWER E11

ESSELMONT JENNY J8

CLUDEN NEWRY FLOWER B128

February 2019 Angus Australia BREEDPLAN																		
	CE Dir	CE Dtrs	Gest. Length	BW (kg)	200 W (kg)	400 W (kg)	600 W (kg)	MCW (kg)	Milk (kg)	SS (cm)	D t C	CWT (kg)	EMA (sq cm)	Rib Fat (mm)	Rump Fat (mm)	RBY %	IMF %	Doc
EBV	+0.0	+0.7	-4.6	+3.6	+47	+87	+118	+99	+23	+2.6	-5.3	+73	+7.2	+0.2	-0.4	+0.0	+2.7	8
ACC	51%	38%	67%	76%	71%	72%	74%	68%	56%	59%	36%	60%	61%	62%	62%	57%	57%	54%

Traits Observed: CE,BWT,200WT(x2),400WT,600WT,FAT,EMA,IMF,DOC

GENETIC TYPE SUMMARY (GTS)									
Stature	Capacity	Body Length	Front Feet	Back Feet	Leg Angle	Pastern Angle	Muscle Score	Do-ability	Sheath
25	38	29	22	23	27	22	38	34	4

BREEDOBJECT INDEX VALUES			
Angus Breeding	Domestic	Heavy Grain	Heavy Grass
+\$128	+\$112	+\$141	+\$121

Purchaser..... \$.....

**Lot 32 CLUDEN NEWRY N261 #****Ident: THC N261 Reg Status: HBR**

Calved: 14/09/2017

Tattoo: H OVER BAR N261 (T&amp;F)

Genetic Status: AMFU NHFU CAFU DDFU

CARABAR DOCKLANDS D62


TE MANIA UNLIMITED U3271

SIRE: THCK58 CLUDEN NEWRY DOCKLANDS K58

DAM: THCK45 CLUDEN NEWRY ALICE K45

CLUDEN NEWRY ALBINA F139

CLUDEN NEWRY ALICE H152

February 2019 Angus Australia BREEDPLAN																		
	CE Dir	CE Dtrs	Gest. Length	BW (kg)	200 W (kg)	400 W (kg)	600 W (kg)	MCW (kg)	Milk (kg)	SS (cm)	D t C	CWT (kg)	EMA (sq cm)	Rib Fat (mm)	Rump Fat (mm)	RBY %	IMF %	Doc
EBV	+1.5	-0.2	-3.7	+3.9	+39	+81	+105	+77	+20	+2.2	-5.6	+54	+3.2	+0.9	+1.5	-0.7	+2.4	-11
ACC	45%	40%	66%	73%	67%	68%	71%	65%	52%	55%	41%	58%	56%	57%	58%	53%	52%	49%

Traits Observed: CE,BWT,200WT(x2),400WT,600WT,FAT,EMA,IMF,DOC

GENETIC TYPE SUMMARY (GTS)									
Stature	Capacity	Body Length	Front Feet	Back Feet	Leg Angle	Pastern Angle	Muscle Score	Do-ability	Sheath
26	37	30	22	23	25	25	38	33	5

BREEDOBJECT INDEX VALUES			
Angus Breeding	Domestic	Heavy Grain	Heavy Grass
+\$118	+\$108	+\$126	+\$113

Purchaser..... \$.....

**Lot 33 CLUDEN NEWRY N243 #****Ident: THC N243 Reg Status: HBR**

Calved: 10/09/2017

Tattoo: H OVER BAR N243 (T&amp;F)

Genetic Status: AMFU NHFU CAFU DDFU

COONAMBLE ELEVATOR E11


KM BROKEN BOW 002

SIRE: THCL61 CLUDEN NEWRY ELEVATOR L61

DAM: THCK127 CLUDEN NEWRY CLYPTA K127

CLUDEN NEWRY ALICE F92

CLUDEN NEWRY CLYPTA E145

February 2019 Angus Australia BREEDPLAN																		
	CE Dir	CE Dtrs	Gest. Length	BW (kg)	200 W (kg)	400 W (kg)	600 W (kg)	MCW (kg)	Milk (kg)	SS (cm)	D t C	CWT (kg)	EMA (sq cm)	Rib Fat (mm)	Rump Fat (mm)	RBY %	IMF %	Doc
EBV	+0.6	+1.8	-4.4	+3.0	+49	+87	+104	+96	+17	+1.7	-4.1	+66	+5.5	-0.6	-0.2	+0.7	+1.6	19
ACC	44%	36%	67%	73%	67%	68%	71%	65%	51%	52%	35%	57%	56%	57%	57%	52%	51%	50%

Traits Observed: CE,BWT,200WT(x2),400WT,600WT,FAT,EMA,IMF,DOC

GENETIC TYPE SUMMARY (GTS)									
Stature	Capacity	Body Length	Front Feet	Back Feet	Leg Angle	Pastern Angle	Muscle Score	Do-ability	Sheath
26	38	30	23	24	25	23	38	29	5

BREEDOBJECT INDEX VALUES			
Angus Breeding	Domestic	Heavy Grain	Heavy Grass
+\$108	+\$112	+\$107	+\$108

Purchaser..... \$.....

**Lot 34 CLUDEN NEWRY N155 SV****Ident: THC N155 Reg Status: HBR**

Calved: 18/08/2017


Tattoo: H OVER BAR N155 (T&amp;F)

Genetic Status: AMFU NHFU CAFU DDFU

CONNEALY EARNAN 076E

KAROO 24J RIGHT TIME D107

SIRE: USA17614813 MUSGRAVE BIG SKY  
SAV PRIMROSE 7861DAM: THCG65 CLUDEN NEWRY EGYPT G65  
CLUDEN NEWRY EGYPT D105

February 2019 Angus Australia BREEDPLAN																		
	CE Dir	CE Dtrs	Gest. Length	BW (kg)	200 W (kg)	400 W (kg)	600 W (kg)	MCW (kg)	Milk (kg)	SS (cm)	D t C	CWT (kg)	EMA (sq cm)	Rib Fat (mm)	Rump Fat (mm)	RBY %	IMF %	Doc
EBV	-0.9	+3.0	-4.8	+3.5	+49	+79	+98	+62	+11	+1.8	-9.1	+58	+4.5	+3.4	+4.0	-1.3	+1.0	9
ACC	61%	48%	71%	75%	72%	71%	74%	68%	61%	66%	39%	63%	62%	65%	62%	58%	61%	52%

Traits Observed: CE,BWT,200WT(x2),400WT,600WT,FAT,EMA,IMF,DOC,Genomics

GENETIC TYPE SUMMARY (GTS)									
Stature	Capacity	Body Length	Front Feet	Back Feet	Leg Angle	Pastern Angle	Muscle Score	Do-ability	Sheath
25	37	28	22	23	26	24	38	34	5

BREEDOBJECT INDEX VALUES			
Angus Breeding	Domestic	Heavy Grain	Heavy Grass
+\$110	+\$106	+\$97	+\$113

Purchaser..... \$.....

**Lot 35 CLUDEN NEWRY N260 #****Ident: THC N260 Reg Status: HBR**

Calved: 14/09/2017


Tattoo: H OVER BAR N260 (T&amp;F)

Genetic Status: AMFU NHFU CAFU DDFU

CARABAR DOCKLANDS D62

TE MANIA GASKIN G555

SIRE: THCK58 CLUDEN NEWRY DOCKLANDS K58  
CLUDEN NEWRY ALBINA F139DAM: THCK96 CLUDEN NEWRY ALICE K96  
CLUDEN NEWRY ALICE G91

February 2019 Angus Australia BREEDPLAN																		
	CE Dir	CE Dtrs	Gest. Length	BW (kg)	200 W (kg)	400 W (kg)	600 W (kg)	MCW (kg)	Milk (kg)	SS (cm)	D t C	CWT (kg)	EMA (sq cm)	Rib Fat (mm)	Rump Fat (mm)	RBY %	IMF %	Doc
EBV	+0.0	-2.3	-4.8	+4.4	+45	+80	+110	+86	+18	+1.3	-4.4	+64	+3.7	-0.4	-0.6	+0.0	+2.6	-6
ACC	45%	40%	62%	73%	66%	67%	71%	65%	52%	55%	39%	57%	55%	56%	57%	51%	52%	50%

Traits Observed: CE,BWT,200WT(x2),400WT,600WT,FAT,EMA,IMF,DOC

GENETIC TYPE SUMMARY (GTS)									
Stature	Capacity	Body Length	Front Feet	Back Feet	Leg Angle	Pastern Angle	Muscle Score	Do-ability	Sheath
24	37	27	22	23	25	24	40	29	5

BREEDOBJECT INDEX VALUES			
Angus Breeding	Domestic	Heavy Grain	Heavy Grass
+\$114	+\$103	+\$124	+\$109

Purchaser..... \$.....

**Lot 36 CLUDEN NEWRY N240 SV****Ident: THC N240 Reg Status: HBR**

Calved: 9/09/2017


Tattoo: H OVER BAR N240 (T&amp;F)

Genetic Status: AMFU NHFU CAFU DDFU

CONNEALY CONSENSUS 7229

SITZ NEW DESIGN 458N

SIRE: USA17171587 V A R GENERATION 2100  
SANDPOINT BLACKBIRD 8809DAM: THCG84 CLUDEN NEWRY ALICE G84  
CLUDEN NEWRY ALICE C104

February 2019 Angus Australia BREEDPLAN																		
	CE Dir	CE Dtrs	Gest. Length	BW (kg)	200 W (kg)	400 W (kg)	600 W (kg)	MCW (kg)	Milk (kg)	SS (cm)	D t C	CWT (kg)	EMA (sq cm)	Rib Fat (mm)	Rump Fat (mm)	RBY %	IMF %	Doc
EBV	-1.6	+0.2	-2.6	+3.8	+55	+97	+123	+89	+20	+2.3	-0.2	+74	+11.1	-1.2	-1.9	+2.8	+1.0	13
ACC	62%	51%	74%	75%	73%	72%	75%	69%	62%	67%	43%	64%	64%	66%	64%	60%	63%	58%

Traits Observed: CE,BWT,200WT(x2),400WT,600WT,FAT,EMA,IMF,DOC,Genomics

GENETIC TYPE SUMMARY (GTS)									
Stature	Capacity	Body Length	Front Feet	Back Feet	Leg Angle	Pastern Angle	Muscle Score	Do-ability	Sheath
24	39	27	22	23	26	23	38	31	5


BREEDOBJECT INDEX VALUES			
Angus Breeding	Domestic	Heavy Grain	Heavy Grass
+\$118	+\$121	+\$113	+\$122

Purchaser..... \$.....

**Lot 37 CLUDEN NEWRY N150<sup>SV</sup>**

**Ident: THC N150 Reg Status: HBR**

Calved: 18/08/2017 **Tattoo:** H OVER BAR N150 (T&F) **Genetic Status:** AMFU NHFU CAFU DDFU  
 BASIN PAYWEIGHT 006S EXAR UPSHOT 0562B  
**SIRE:** USA17038724 BASIN PAYWEIGHT 1682 **DAM:** THCK156 CLUDEN NEWRY ARAWATEA K156  
 21AR O LASS 7017 CLUDEN NEWRY ARAWATEA B007

February 2019 Angus Australia BREEDPLAN																		
	CE Dir	CE Dtrs	Gest. Length	BW (kg)	200 W (kg)	400 W (kg)	600 W (kg)	MCW (kg)	Milk (kg)	SS (cm)	D t C	CWT (kg)	EMA (sq cm)	Rib Fat (mm)	Rump Fat (mm)	RBY %	IMF %	Doc
EBV	-0.2	-1.5	-3.1	+4.0	+61	+106	+140	+89	+23	+1.5	-1.2	+86	+7.1	+0.0	-0.4	+0.4	+1.6	-13
ACC	59%	45%	73%	74%	71%	71%	73%	67%	58%	65%	37%	63%	62%	65%	62%	58%	61%	55%

*Traits Observed: CE,BWT,200WT(x2),400WT,600WT,FAT,EMA,IMF,DOC,Genomics*

GENETIC TYPE SUMMARY (GTS)									
Stature	Capacity	Body Length	Front Feet	Back Feet	Leg Angle	Pastern Angle	Muscle Score	Do-ability	Sheath
23	38	25	23	24	26	24	39	35	5


BREEDOBJECT INDEX VALUES			
Angus Breeding	Domestic	Heavy Grain	Heavy Grass
+\$124	+\$118	+\$122	+\$129

Purchaser..... \$.....

**Lot 38 CLUDEN NEWRY N81 #**

**Ident: THC N81 Reg Status: HBR**

Calved: 12/08/2017 **Tattoo:** H OVER BAR N81 (T&F) **Genetic Status:** AMFU NHFU CAFU DDFU  
 CONNEALY CONSENSUS 7229 CLUDEN NEWRY INFINITY E66  
**SIRE:** USA17171587 V A R GENERATION 2100 **DAM:** THCG126 CLUDEN NEWRY ARAWATEA G126  
 SANDPOINT BLACKBIRD 8809 CLUDEN NEWRY ARAWATEA C61

February 2019 Angus Australia BREEDPLAN																		
	CE Dir	CE Dtrs	Gest. Length	BW (kg)	200 W (kg)	400 W (kg)	600 W (kg)	MCW (kg)	Milk (kg)	SS (cm)	D t C	CWT (kg)	EMA (sq cm)	Rib Fat (mm)	Rump Fat (mm)	RBY %	IMF %	Doc
EBV	-2.0	+0.2	-4.9	+5.0	+51	+89	+111	+98	+14	+2.2	-3.2	+67	+8.4	-0.5	-1.4	+1.9	+1.4	8
ACC	51%	45%	66%	75%	70%	71%	74%	67%	57%	60%	36%	60%	61%	61%	61%	56%	56%	53%

*Traits Observed: CE,BWT,200WT(x2),400WT,600WT,FAT,EMA,IMF,DOC*

GENETIC TYPE SUMMARY (GTS)									
Stature	Capacity	Body Length	Front Feet	Back Feet	Leg Angle	Pastern Angle	Muscle Score	Do-ability	Sheath
23	40	26	21	23	26	23	40	32	5


BREEDOBJECT INDEX VALUES			
Angus Breeding	Domestic	Heavy Grain	Heavy Grass
+\$112	+\$114	+\$113	+\$112

Purchaser..... \$.....

**Lot 39 CLUDEN NEWRY N242 #**

**Ident: THC N242 Reg Status: HBR**

Calved: 10/09/2017 **Tattoo:** H OVER BAR N242 (T&F) **Genetic Status:** AMFU NHFU CAFU DDFU  
 CARABAR DOCKLANDS D62 KAROO A241 EQUATOR E39  
**SIRE:** THCK58 CLUDEN NEWRY DOCKLANDS K58 **DAM:** THCK34 CLUDEN NEWRY FLOWER K34  
 CLUDEN NEWRY ALBINA F139 CLUDEN NEWRY FLOWER H61

February 2019 Angus Australia BREEDPLAN																		
	CE Dir	CE Dtrs	Gest. Length	BW (kg)	200 W (kg)	400 W (kg)	600 W (kg)	MCW (kg)	Milk (kg)	SS (cm)	D t C	CWT (kg)	EMA (sq cm)	Rib Fat (mm)	Rump Fat (mm)	RBY %	IMF %	Doc
EBV	+0.5	+1.3	-4.9	+5.6	+47	+94	+128	+116	+19	+2.7	-6.1	+73	+3.3	-0.4	-0.4	+0.3	+2.0	-8
ACC	44%	38%	66%	73%	67%	68%	71%	65%	52%	55%	38%	57%	56%	57%	58%	52%	52%	49%

*Traits Observed: CE,BWT,200WT(x2),400WT,600WT,FAT,EMA,IMF,DOC*

GENETIC TYPE SUMMARY (GTS)									
Stature	Capacity	Body Length	Front Feet	Back Feet	Leg Angle	Pastern Angle	Muscle Score	Do-ability	Sheath
21	39	24	23	24	25	23	42	30	5

BREEDOBJECT INDEX VALUES			
Angus Breeding	Domestic	Heavy Grain	Heavy Grass
+\$133	+\$116	+\$148	+\$125

Purchaser..... \$.....

**Lot 40 CLUDEN NEWRY N301 #****Ident: THCN301 Reg Status: HBR**

Calved: 2/10/2017

Tattoo: H OVER BAR N301 (T&amp;F)

Genetic Status: AMFU NHFU CAFU DDFU

COONAMBLE ELEVATOR E11


BOOROOMOOKA DULCIFY D98

SIRE: THCL61 CLUDEN NEWRY ELEVATOR L61

DAM: THCH110 CLUDEN NEWRY CLYPTA H110

CLUDEN NEWRY ALICE F92

CLUDEN NEWRY CLYPTA D28

February 2019 Angus Australia BREEDPLAN																		
	CE Dir	CE Dtrs	Gest. Length	BW (kg)	200 W (kg)	400 W (kg)	600 W (kg)	MCW (kg)	Milk (kg)	SS (cm)	D t C	CWT (kg)	EMA (sq cm)	Rib Fat (mm)	Rump Fat (mm)	RBY %	IMF %	Doc
EBV	-2.1	-0.2	-3.9	+5.1	+54	+98	+123	+98	+18	+1.6	-5.5	+73	+5.4	-0.3	-0.4	+0.5	+1.5	36
ACC	45%	37%	67%	73%	67%	68%	70%	65%	53%	52%	36%	57%	55%	56%	57%	51%	51%	49%

Traits Observed: CE,BWT,200WT(x2),400WT,600WT,FAT,EMA,IMF,DOC

GENETIC TYPE SUMMARY (GTS)									
Stature	Capacity	Body Length	Front Feet	Back Feet	Leg Angle	Pastern Angle	Muscle Score	Do-ability	Sheath
23	38	26	22	25	27	23	40	28	5

BREEDOBJECT INDEX VALUES			
Angus Breeding	Domestic	Heavy Grain	Heavy Grass
+\$120	+\$115	+\$123	+\$119

Purchaser..... \$.....

**Lot 41 CLUDEN NEWRY N158 #****Ident: THCN158 Reg Status: HBR**

Calved: 19/08/2017

Tattoo: H OVER BAR N158 (T&amp;F)

Genetic Status: AMFU NHFU CAFU DDFU

CLUDEN NEWRY UPSHOT J9


SYDGEN BLACK PEARL 2006

SIRE: THCL78 CLUDEN NEWRY LOFTY L78

DAM: THCL86 CLUDEN NEWRY ARAWATEA L86

CLUDEN NEWRY LASSIE J222

CLUDEN NEWRY ARAWATEA G126

February 2019 Angus Australia BREEDPLAN																		
	CE Dir	CE Dtrs	Gest. Length	BW (kg)	200 W (kg)	400 W (kg)	600 W (kg)	MCW (kg)	Milk (kg)	SS (cm)	D t C	CWT (kg)	EMA (sq cm)	Rib Fat (mm)	Rump Fat (mm)	RBY %	IMF %	Doc
EBV	+1.3	+1.8	-7.6	+3.0	+43	+82	+97	+75	+19	+1.6	-3.7	+64	+4.5	-1.0	-1.5	+0.9	+1.6	-20
ACC	41%	32%	55%	71%	66%	67%	70%	63%	46%	49%	29%	55%	53%	54%	55%	49%	48%	49%

Traits Observed: CE,BWT,200WT(x2),400WT,600WT,FAT,EMA,IMF,DOC

GENETIC TYPE SUMMARY (GTS)									
Stature	Capacity	Body Length	Front Feet	Back Feet	Leg Angle	Pastern Angle	Muscle Score	Do-ability	Sheath
22	39	25	23	24	26	23	42	30	4

BREEDOBJECT INDEX VALUES			
Angus Breeding	Domestic	Heavy Grain	Heavy Grass
+\$103	+\$110	+\$103	+\$103

Purchaser..... \$.....

**Lot 42 CLUDEN NEWRY N77 #****Ident: THCN77 Reg Status: HBR**

Calved: 12/08/2017

Tattoo: H OVER BAR N77 (T&amp;F)

Genetic Status: AMFU NHFU CAFU DDFU

CONNEALY EARNAN 076E


K C F BENNETT TOTAL

SIRE: USA17614813 MUSGRAVE BIG SKY

DAM: THCD3 CLUDEN NEWRY CLYPTA D3

SAV PRIMROSE 7861

CLUDEN NEWRY CLYPTA B020

February 2019 Angus Australia BREEDPLAN																		
	CE Dir	CE Dtrs	Gest. Length	BW (kg)	200 W (kg)	400 W (kg)	600 W (kg)	MCW (kg)	Milk (kg)	SS (cm)	D t C	CWT (kg)	EMA (sq cm)	Rib Fat (mm)	Rump Fat (mm)	RBY %	IMF %	Doc
EBV	+1.5	+3.7	-5.9	+3.1	+46	+83	+104	+67	+15	+1.5	-4.9	+59	+3.1	+0.4	+0.9	-0.4	+1.3	-6
ACC	55%	49%	66%	75%	71%	72%	74%	69%	60%	62%	39%	62%	62%	62%	62%	57%	57%	55%

Traits Observed: CE,BWT,200WT(x2),400WT,600WT,FAT,EMA,IMF,DOC

GENETIC TYPE SUMMARY (GTS)									
Stature	Capacity	Body Length	Front Feet	Back Feet	Leg Angle	Pastern Angle	Muscle Score	Do-ability	Sheath
23	38	27	22	23	25	23	40	31	4

BREEDOBJECT INDEX VALUES			
Angus Breeding	Domestic	Heavy Grain	Heavy Grass
+\$109	+\$109	+\$102	+\$112

Purchaser..... \$.....

**Lot 43 CLUDEN NEWRY N176 SV****Ident: THC176 Reg Status: HBR**

Calved: 23/08/2017


Tattoo: H OVER BAR N176 (T&amp;F)

Genetic Status: AMFU NHFU CAFU DDFU

CONNEALY CONSENSUS 7229

KAROO A241 EQUATOR E39

SIRE: USA17171587 V A R GENERATION 2100  
SANDPOINT BLACKBIRD 8809DAM: THCK233 CLUDEN NEWRY EGYPT K233  
CLUDEN NEWRY EGYPT F183

February 2019 Angus Australia BREEDPLAN																		
	CE Dir	CE Dtrs	Gest. Length	BW (kg)	200 W (kg)	400 W (kg)	600 W (kg)	MCW (kg)	Milk (kg)	SS (cm)	D t C	CWT (kg)	EMA (sq cm)	Rib Fat (mm)	Rump Fat (mm)	RBY %	IMF %	Doc
EBV	-1.8	-0.8	-1.0	+5.8	+52	+97	+123	+89	+20	+3.9	-3.7	+82	+9.2	-1.0	-2.0	+1.8	+2.6	27
ACC	60%	48%	71%	75%	72%	71%	74%	68%	59%	66%	39%	63%	63%	65%	62%	58%	61%	55%

Traits Observed: CE,BWT,200WT(x2),400WT,600WT,FAT,EMA,IMF,DOC,Genomics

GENETIC TYPE SUMMARY (GTS)									
Stature	Capacity	Body Length	Front Feet	Back Feet	Leg Angle	Pastern Angle	Muscle Score	Do-ability	Sheath
21	38	25	22	23	26	24	40	31	5

BREEDOBJECT INDEX VALUES			
Angus Breeding	Domestic	Heavy Grain	Heavy Grass
+\$135	+\$125	+\$151	+\$128

Purchaser..... \$.....

**Lot 44 CLUDEN NEWRY N128 #****Ident: THC128 Reg Status: HBR**

Calved: 15/08/2017


Tattoo: H OVER BAR N128 (T&amp;F)

Genetic Status: AMFU NHFU CAFU DDFU

BASIN PAYWEIGHT 006S

SYDGEN TRUST 6228

SIRE: USA17038724 BASIN PAYWEIGHT 1682  
21AR O LASS 7017DAM: THCK44 CLUDEN NEWRY ARAWATEA K44  
CLUDEN NEWRY ARAWATEA H189

February 2019 Angus Australia BREEDPLAN																		
	CE Dir	CE Dtrs	Gest. Length	BW (kg)	200 W (kg)	400 W (kg)	600 W (kg)	MCW (kg)	Milk (kg)	SS (cm)	D t C	CWT (kg)	EMA (sq cm)	Rib Fat (mm)	Rump Fat (mm)	RBY %	IMF %	Doc
EBV	-0.8	+0.7	-1.8	+3.9	+55	+89	+119	+86	+16	+1.7	-2.3	+73	+6.5	+0.4	-1.5	+0.8	+1.4	-14
ACC	50%	43%	69%	74%	70%	71%	74%	68%	55%	61%	37%	61%	61%	62%	62%	57%	57%	55%

Traits Observed: CE,BWT,200WT(x2),400WT,600WT,FAT,EMA,IMF,DOC

GENETIC TYPE SUMMARY (GTS)									
Stature	Capacity	Body Length	Front Feet	Back Feet	Leg Angle	Pastern Angle	Muscle Score	Do-ability	Sheath
22	38	25	22	23	27	23	40	32	5

BREEDOBJECT INDEX VALUES			
Angus Breeding	Domestic	Heavy Grain	Heavy Grass
+\$109	+\$108	+\$105	+\$112

Purchaser..... \$.....

**Lot 45 CLUDEN NEWRY N157 #****Ident: THC157 Reg Status: APR**

Calved: 18/08/2017


Tattoo: H OVER BAR N157 (T&amp;F)

Genetic Status: AMFU NHFU CAFU DDFU

AYRVALE GENERAL G18

KAROO 469 HINGAI A82

SIRE: WWEL3 ESSLEMONT LOTTO L3  
ESSLEMONT JENNY J8DAM: THCD80 CLUDEN NEWRY EGYPT D80  
CLUDEN NEWRY EGYPT Y167

February 2019 Angus Australia BREEDPLAN																		
	CE Dir	CE Dtrs	Gest. Length	BW (kg)	200 W (kg)	400 W (kg)	600 W (kg)	MCW (kg)	Milk (kg)	SS (cm)	D t C	CWT (kg)	EMA (sq cm)	Rib Fat (mm)	Rump Fat (mm)	RBY %	IMF %	Doc
EBV	-2.7	+0.3	-4.1	+5.7	+51	+93	+127	+112	+17	+2.8	-4.4	+78	+7.0	-0.8	-2.1	+1.1	+1.9	-4
ACC	51%	37%	64%	76%	71%	72%	74%	67%	56%	60%	37%	60%	60%	61%	62%	56%	56%	54%

Traits Observed: CE,BWT,200WT(x2),400WT,600WT,FAT,EMA,IMF,DOC

GENETIC TYPE SUMMARY (GTS)									
Stature	Capacity	Body Length	Front Feet	Back Feet	Leg Angle	Pastern Angle	Muscle Score	Do-ability	Sheath
30	39	33	22	23	26	23	38	28	4

BREEDOBJECT INDEX VALUES			
Angus Breeding	Domestic	Heavy Grain	Heavy Grass
+\$123	+\$111	+\$135	+\$118

Purchaser..... \$.....

**Lot 46 CLUDEN NEWRY N217 #****Ident: THC217 Reg Status: HBR**

Calved: 4/09/2017

Tattoo: H OVER BAR N217 (T&amp;F)

Genetic Status: AMFU NHFU CAFU DDFU

COONAMBLE ELEVATOR E11


MATAURI REALITY 839

SIRE: THCL61 CLUDEN NEWRY ELEVATOR L61

DAM: THCK24 CLUDEN NEWRY CLYPTA K24

CLUDEN NEWRY ALICE F92

CLUDEN NEWRY CLYPTA H243

February 2019 Angus Australia BREEDPLAN																		
	CE Dir	CE Dtrs	Gest. Length	BW (kg)	200 W (kg)	400 W (kg)	600 W (kg)	MCW (kg)	Milk (kg)	SS (cm)	D t C	CWT (kg)	EMA (sq cm)	Rib Fat (mm)	Rump Fat (mm)	RBY %	IMF %	Doc
EBV	+2.3	+2.0	-5.6	+3.1	+49	+90	+112	+111	+18	+2.2	-5.2	+67	+4.7	+0.1	-0.1	+0.1	+1.9	27
ACC	45%	38%	67%	74%	67%	68%	72%	66%	52%	53%	37%	58%	56%	57%	58%	52%	51%	50%

Traits Observed: CE,BWT,200WT(x2),400WT,600WT,FAT,EMA,IMF,DOC

GENETIC TYPE SUMMARY (GTS)									
Stature	Capacity	Body Length	Front Feet	Back Feet	Leg Angle	Pastern Angle	Muscle Score	Do-ability	Sheath
28	38	31	22	23	25	25	39	28	4

BREEDOBJECT INDEX VALUES			
Angus Breeding	Domestic	Heavy Grain	Heavy Grass
+\$117	+\$114	+\$123	+\$114

Purchaser..... \$.....

**Lot 47 CLUDEN NEWRY N197 #****Ident: THC197 Reg Status: HBR**

Calved: 30/08/2017

Tattoo: H OVER BAR N197 (T&amp;F)

Genetic Status: AMFU NHFU CAFU DDFU

CARABAR DOCKLANDS D62


KM BROKEN BOW 002

SIRE: TFAJ33 LANDFALL DOCKLANDS J33

DAM: THCK112 CLUDEN NEWRY FLOWER K112

LANDFALL ELSA G90

CLUDEN NEWRY FLOWER F112

February 2019 Angus Australia BREEDPLAN																		
	CE Dir	CE Dtrs	Gest. Length	BW (kg)	200 W (kg)	400 W (kg)	600 W (kg)	MCW (kg)	Milk (kg)	SS (cm)	D t C	CWT (kg)	EMA (sq cm)	Rib Fat (mm)	Rump Fat (mm)	RBY %	IMF %	Doc
EBV	+2.2	+1.1	-5.9	+3.5	+49	+83	+118	+115	+18	+2.7	-2.8	+64	+6.6	-1.8	-1.3	+1.2	+1.7	0
ACC	45%	38%	64%	73%	67%	68%	72%	66%	49%	54%	36%	58%	57%	58%	59%	54%	51%	48%

Traits Observed: CE,BWT,200WT(x2),400WT,600WT,FAT,EMA,IMF,DOC

GENETIC TYPE SUMMARY (GTS)									
Stature	Capacity	Body Length	Front Feet	Back Feet	Leg Angle	Pastern Angle	Muscle Score	Do-ability	Sheath
27	37	30	22	23	25	25	37	32	5

BREEDOBJECT INDEX VALUES			
Angus Breeding	Domestic	Heavy Grain	Heavy Grass
+\$117	+\$108	+\$122	+\$116

Purchaser..... \$.....

**Lot 48 CLUDEN NEWRY N193 #****Ident: THC193 Reg Status: APR**

Calved: 29/08/2017

Tattoo: H OVER BAR N193 (T&amp;F)

Genetic Status: AMFU NHFU CAFU DDFU

CARABAR DOCKLANDS D62


ARDROSSAN ADMIRAL A2

SIRE: TFAJ33 LANDFALL DOCKLANDS J33

DAM: THCD184 CLUDEN NEWRY D184

LANDFALL ELSA G90

CLUDEN NEWRY A175

February 2019 Angus Australia BREEDPLAN																		
	CE Dir	CE Dtrs	Gest. Length	BW (kg)	200 W (kg)	400 W (kg)	600 W (kg)	MCW (kg)	Milk (kg)	SS (cm)	D t C	CWT (kg)	EMA (sq cm)	Rib Fat (mm)	Rump Fat (mm)	RBY %	IMF %	Doc
EBV	+1.4	-0.8	-5.7	+3.8	+47	+81	+110	+92	+17	+2.2	-4.0	+64	+6.5	-0.8	-1.6	+0.8	+1.5	-3
ACC	46%	40%	61%	71%	65%	65%	64%	61%	52%	56%	38%	55%	53%	56%	55%	52%	52%	47%

Traits Observed: BWT,200WT(x2),400WT(x2),FAT,EMA,IMF,DOC

GENETIC TYPE SUMMARY (GTS)									
Stature	Capacity	Body Length	Front Feet	Back Feet	Leg Angle	Pastern Angle	Muscle Score	Do-ability	Sheath
26	38	29	21	23	23	27	40	32	4

BREEDOBJECT INDEX VALUES			
Angus Breeding	Domestic	Heavy Grain	Heavy Grass
+\$109	+\$105	+\$111	+\$109

Purchaser..... \$.....



**Lot 49 CLUDEN NEWRY N234 #****Ident: THCN234 Reg Status: HBR**

Calved: 8/09/2017

Tattoo: H OVER BAR N234 (T&amp;F)

Genetic Status: AMFU NHFU CAFU DDC

SITZ UPWARD 307R


BOOROOMOOKA FUTURE X433

SIRE: NGMH605 BOOROOMOOKA HYPERNO H605

DAM: THCA7 CLUDEN NEWRY ALICE A007 A7

BOOROOMOOKA TRACEY Z5

CLUDEN NEWRY ALICE Y199

February 2019 Angus Australia BREEDPLAN																		
	CE Dir	CE Dtrs	Gest. Length	BW (kg)	200 W (kg)	400 W (kg)	600 W (kg)	MCW (kg)	Milk (kg)	SS (cm)	D t C	CWT (kg)	EMA (sq cm)	Rib Fat (mm)	Rump Fat (mm)	RBY %	IMF %	Doc
EBV	-4.4	-0.6	-4.7	+6.2	+47	+78	+108	+100	+12	+2.1	-4.4	+56	+2.7	+0.2	+0.9	+0.7	+1.4	-24
ACC	54%	48%	67%	76%	72%	73%	75%	69%	62%	63%	44%	64%	63%	64%	64%	60%	61%	54%

Traits Observed: CE,BWT,200WT(x2),400WT,600WT,FAT,EMA,IMF,DOC

GENETIC TYPE SUMMARY (GTS)									
Stature	Capacity	Body Length	Front Feet	Back Feet	Leg Angle	Pastern Angle	Muscle Score	Do-ability	Sheath
27	37	30	22	21	26	23	36	31	5

BREEDOBJECT INDEX VALUES			
Angus Breeding	Domestic	Heavy Grain	Heavy Grass
+\$99	+\$94	+\$98	+\$99

Purchaser..... \$.....

**Lot 50 CLUDEN NEWRY N149 #****Ident: THCN149 Reg Status: HBR**

Calved: 18/08/2017

Tattoo: H OVER BAR N149 (T&amp;F)

Genetic Status: AMFU NHFU CAFU DDFU

SITZ UPWARD 307R


TE MANIA UNLIMITED U3271

SIRE: NGMH605 BOOROOMOOKA HYPERNO H605

DAM: THCD132 CLUDEN NEWRY WILCOOLA U84 D132

BOOROOMOOKA TRACEY Z5

IMRAN WILCOOLA U84

February 2019 Angus Australia BREEDPLAN																		
	CE Dir	CE Dtrs	Gest. Length	BW (kg)	200 W (kg)	400 W (kg)	600 W (kg)	MCW (kg)	Milk (kg)	SS (cm)	D t C	CWT (kg)	EMA (sq cm)	Rib Fat (mm)	Rump Fat (mm)	RBY %	IMF %	Doc
EBV	-4.1	-0.7	-2.8	+5.3	+42	+73	+96	+85	+14	+1.7	-4.7	+49	+2.6	+0.7	+1.8	+0.2	+1.4	-13
ACC	55%	50%	67%	75%	71%	72%	74%	69%	61%	64%	48%	64%	63%	64%	64%	61%	61%	58%

Traits Observed: CE,BWT,200WT(x2),400WT,600WT,FAT,EMA,IMF,DOC

GENETIC TYPE SUMMARY (GTS)									
Stature	Capacity	Body Length	Front Feet	Back Feet	Leg Angle	Pastern Angle	Muscle Score	Do-ability	Sheath
27	37	31	22	23	25	25	37	32	5

BREEDOBJECT INDEX VALUES			
Angus Breeding	Domestic	Heavy Grain	Heavy Grass
+\$90	+\$91	+\$86	+\$92

Purchaser..... \$.....

**Lot 51 CLUDEN NEWRY N23 #****Ident: THCN23 Reg Status: HBR**

Calved: 21/07/2017

Tattoo: H OVER BAR N23 (T&amp;F)

Genetic Status: AMFU NHFU CAFU DDFU

BASIN FRANCHISE P142


RENNYLEA EDMUND E11

SIRE: USA16198796 EF COMPLEMENT 8088

DAM: THCL26 CLUDEN NEWRY L26

EF EVERELDA ENTENSE 6117

CLUDEN NEWRY J143

February 2019 Angus Australia BREEDPLAN																		
	CE Dir	CE Dtrs	Gest. Length	BW (kg)	200 W (kg)	400 W (kg)	600 W (kg)	MCW (kg)	Milk (kg)	SS (cm)	D t C	CWT (kg)	EMA (sq cm)	Rib Fat (mm)	Rump Fat (mm)	RBY %	IMF %	Doc
EBV	+2.8	+2.1	-5.5	+3.9	+53	+98	+136	+118	+21	+1.9	-5.7	+79	+7.0	+0.8	+0.3	+0.1	+2.4	-10
ACC	57%	54%	65%	74%	70%	71%	74%	70%	60%	63%	44%	63%	62%	63%	61%	59%	60%	59%

Traits Observed: CE,BWT,200WT(x2),400WT,600WT,EMA,IMF,DOC

GENETIC TYPE SUMMARY (GTS)									
Stature	Capacity	Body Length	Front Feet	Back Feet	Leg Angle	Pastern Angle	Muscle Score	Do-ability	Sheath
23	39	26	21	22	26	23	38	35	5

BREEDOBJECT INDEX VALUES			
Angus Breeding	Domestic	Heavy Grain	Heavy Grass
+\$148	+\$124	+\$163	+\$140

Purchaser..... \$.....

**Lot 52 CLUDEN NEWRY N262 #****Ident: THC262 Reg Status: HBR**

Calved: 15/09/2017


Tattoo: H OVER BAR N262 (T&amp;F)

Genetic Status: AMFU NHFU CAFU DDFU

COONAMBLE ELEVATOR E11

EXAR UPSHOT 0562B

SIRE: THCL61 CLUDEN NEWRY ELEVATOR L61  
CLUDEN NEWRY ALICE F92DAM: THCJ108 CLUDEN NEWRY ALBINA J108  
CLUDEN NEWRY ALBINA E190

February 2019 Angus Australia BREEDPLAN																		
	CE Dir	CE Dtrs	Gest. Length	BW (kg)	200 W (kg)	400 W (kg)	600 W (kg)	MCW (kg)	Milk (kg)	SS (cm)	D t C	CWT (kg)	EMA (sq cm)	Rib Fat (mm)	Rump Fat (mm)	RBY %	IMF %	Doc
EBV	-1.5	-1.7	-2.8	+4.8	+52	+91	+113	+96	+17	+1.6	-3.3	+67	+6.7	-0.8	-1.1	+1.2	+1.3	24
ACC	45%	37%	67%	74%	67%	68%	70%	65%	52%	53%	36%	57%	55%	56%	57%	52%	51%	51%

Traits Observed: CE,BWT,200WT(x2),400WT,600WT,FAT,EMA,IMF,DOC

GENETIC TYPE SUMMARY (GTS)									
Stature	Capacity	Body Length	Front Feet	Back Feet	Leg Angle	Pastern Angle	Muscle Score	Do-ability	Sheath
25	38	30	21	23	25	24	38	30	5

BREEDOBJECT INDEX VALUES			
Angus Breeding	Domestic	Heavy Grain	Heavy Grass
+\$106	+\$109	+\$104	+\$108

Purchaser..... \$.....

**Lot 53 CLUDEN NEWRY N137 #****Ident: THC137 Reg Status: HBR**

Calved: 16/08/2017


Tattoo: H OVER BAR N137 (T&amp;F)

Genetic Status: AMFU NHFU CAFU DDF

MATAURI REALITY 839

ARDROSSAN EQUATOR A241

SIRE: WKHK46 KOOJAN HILLS REALITY K46  
KOOJAN HILLS E266DAM: THCH4 CLUDEN NEWRY ALICE H4  
CLUDEN NEWRY ALICE F216

February 2019 Angus Australia BREEDPLAN																		
	CE Dir	CE Dtrs	Gest. Length	BW (kg)	200 W (kg)	400 W (kg)	600 W (kg)	MCW (kg)	Milk (kg)	SS (cm)	D t C	CWT (kg)	EMA (sq cm)	Rib Fat (mm)	Rump Fat (mm)	RBY %	IMF %	Doc
EBV	+2.0	+2.9	-7.2	+2.6	+41	+74	+94	+87	+18	+2.1	-5.7	+58	+3.5	-0.1	-0.1	+0.3	+1.8	11
ACC	47%	39%	66%	74%	69%	70%	73%	67%	53%	56%	41%	59%	59%	59%	60%	55%	53%	52%

Traits Observed: CE,BWT,200WT(x2),400WT,600WT,FAT,EMA,IMF,DOC

GENETIC TYPE SUMMARY (GTS)									
Stature	Capacity	Body Length	Front Feet	Back Feet	Leg Angle	Pastern Angle	Muscle Score	Do-ability	Sheath
25	37	28	23	24	25	25	37	28	5

BREEDOBJECT INDEX VALUES			
Angus Breeding	Domestic	Heavy Grain	Heavy Grass
+\$106	+\$105	+\$109	+\$104

Purchaser..... \$.....

**Lot 54 CLUDEN NEWRY N47 #****Ident: THC47 Reg Status: HBR**

Calved: 7/08/2017


Tattoo: H OVER BAR N47 (T&amp;F)

Genetic Status: AMFU NHFU CAFU DDFU

CLUDEN NEWRY UPSHOT J9

TE MANIA EPISTLE E852

SIRE: THCL78 CLUDEN NEWRY LOFTY L78  
CLUDEN NEWRY LASSIE J222DAM: THCL113 CLUDEN NEWRY CLYPTA L113  
CLUDEN NEWRY CLYPTA F171

February 2019 Angus Australia BREEDPLAN																		
	CE Dir	CE Dtrs	Gest. Length	BW (kg)	200 W (kg)	400 W (kg)	600 W (kg)	MCW (kg)	Milk (kg)	SS (cm)	D t C	CWT (kg)	EMA (sq cm)	Rib Fat (mm)	Rump Fat (mm)	RBY %	IMF %	Doc
EBV	-3.4	-3.7	-6.4	+6.7	+51	+92	+119	+97	+20	+2.1	-3.9	+69	+5.7	-2.6	-2.5	+1.9	+1.8	-12
ACC	40%	29%	55%	72%	66%	67%	71%	63%	46%	48%	29%	55%	53%	54%	55%	49%	47%	47%

Traits Observed: CE,BWT,200WT(x2),400WT,600WT,FAT,EMA,IMF,DOC

GENETIC TYPE SUMMARY (GTS)									
Stature	Capacity	Body Length	Front Feet	Back Feet	Leg Angle	Pastern Angle	Muscle Score	Do-ability	Sheath
25	39	28	21	23	26	24	42	29	5

BREEDOBJECT INDEX VALUES			
Angus Breeding	Domestic	Heavy Grain	Heavy Grass
+\$114	+\$110	+\$123	+\$110

Purchaser..... \$.....

**Lot 55 CLUDEN NEWRY N180 #****Ident: THCN180 Reg Status: HBR**

Calved: 24/08/2017

Tattoo: H OVER BAR N180 (T&amp;F)

Genetic Status: AMFU NHFU CAFU DDFU

BASIN FRANCHISE P142


KAROO 24J RIGHT TIME D107

SIRE: USA16198796 EF COMPLEMENT 8088

DAM: THCG211 CLUDEN NEWRY CLYPTA G211

EF EVERELDA ENTENSE 6117

CLUDEN NEWRY CLYPTA D84

February 2019 Angus Australia BREEDPLAN																		
	CE Dir	CE Dtrs	Gest. Length	BW (kg)	200 W (kg)	400 W (kg)	600 W (kg)	MCW (kg)	Milk (kg)	SS (cm)	D t C	CWT (kg)	EMA (sq cm)	Rib Fat (mm)	Rump Fat (mm)	RBY %	IMF %	Doc
EBV	-2.2	+0.6	-2.8	+6.5	+54	+94	+132	+112	+17	+1.9	-5.3	+75	+6.9	+0.0	+0.5	+0.5	+1.1	1
ACC	56%	51%	66%	76%	71%	72%	74%	70%	62%	62%	42%	63%	63%	64%	64%	60%	59%	55%

Traits Observed: CE,BWT,200WT(x2),400WT,600WT,FAT,EMA,IMF,DOC

GENETIC TYPE SUMMARY (GTS)									
Stature	Capacity	Body Length	Front Feet	Back Feet	Leg Angle	Pastern Angle	Muscle Score	Do-ability	Sheath
23	39	26	21	23	26	23	39	32	4

BREEDOBJECT INDEX VALUES			
Angus Breeding	Domestic	Heavy Grain	Heavy Grass
+\$124	+\$109	+\$125	+\$124

Purchaser..... \$.....

**Lot 56 CLUDEN NEWRY N211 #****Ident: THCN211 Reg Status: HBR**

Calved: 3/09/2017

Tattoo: H OVER BAR N211 (T&amp;F)

Genetic Status: AMFU NHFU CAFU DDFU

CLUDEN NEWRY UPSHOT J9


KOOJAN HILLS ESTATE H136

SIRE: THCL78 CLUDEN NEWRY LOFTY L78

DAM: THCL255 CLUDEN NEWRY ALBINA L255

CLUDEN NEWRY LASSIE J222

CLUDEN NEWRY ALBIBA H9

February 2019 Angus Australia BREEDPLAN																		
	CE Dir	CE Dtrs	Gest. Length	BW (kg)	200 W (kg)	400 W (kg)	600 W (kg)	MCW (kg)	Milk (kg)	SS (cm)	D t C	CWT (kg)	EMA (sq cm)	Rib Fat (mm)	Rump Fat (mm)	RBY %	IMF %	Doc
EBV	+0.9	-0.5	-6.5	+3.9	+46	+91	+114	+92	+22	+2.0	-4.0	+68	+2.8	-1.2	-0.6	-0.1	+2.3	-10
ACC	38%	27%	52%	71%	66%	67%	70%	62%	43%	46%	28%	55%	52%	53%	54%	48%	45%	48%

Traits Observed: CE,BWT,200WT(x2),400WT,600WT,FAT,EMA,IMF,DOC

GENETIC TYPE SUMMARY (GTS)									
Stature	Capacity	Body Length	Front Feet	Back Feet	Leg Angle	Pastern Angle	Muscle Score	Do-ability	Sheath
22	38	25	22	23	26	24	39	32	5

BREEDOBJECT INDEX VALUES			
Angus Breeding	Domestic	Heavy Grain	Heavy Grass
+\$114	+\$110	+\$122	+\$111

Purchaser..... \$.....

**Lot 57 CLUDEN NEWRY N2<sup>SV</sup>****Ident: THCN2 Reg Status: HBR**

Calved: 17/07/2017

Tattoo: H OVER BAR N2 (T&amp;F)

Genetic Status: AMFU NHFU CAFU DDFU

MATAURI REALITY 839


CLUDEN NEWRY EQUATOR F10

SIRE: WKHK46 KOOJAN HILLS REALITY K46

DAM: THCL211 CLUDEN NEWRY CLYPTA L211

KOOJAN HILLS E266

CLUDEN NEWRY CLYPTA D3

February 2019 Angus Australia BREEDPLAN																		
	CE Dir	CE Dtrs	Gest. Length	BW (kg)	200 W (kg)	400 W (kg)	600 W (kg)	MCW (kg)	Milk (kg)	SS (cm)	D t C	CWT (kg)	EMA (sq cm)	Rib Fat (mm)	Rump Fat (mm)	RBY %	IMF %	Doc
EBV	+0.4	+2.2	-6.0	+4.6	+45	+80	+110	+91	+19	+2.4	-2.7	+60	+4.6	-1.7	-1.6	+1.2	+2.0	-12
ACC	57%	40%	70%	74%	70%	69%	73%	65%	55%	63%	39%	60%	59%	62%	60%	55%	57%	51%

Traits Observed: CE,BWT,200WT(x2),400WT,600WT,FAT,EMA,IMF,DOC,Genomics

GENETIC TYPE SUMMARY (GTS)									
Stature	Capacity	Body Length	Front Feet	Back Feet	Leg Angle	Pastern Angle	Muscle Score	Do-ability	Sheath
22	38	25	22	23	23	25	40	31	5

BREEDOBJECT INDEX VALUES			
Angus Breeding	Domestic	Heavy Grain	Heavy Grass
+\$112	+\$107	+\$120	+\$110

Purchaser..... \$.....

**Lot 58 CLUDEN NEWRY N90 #****Ident: THC90 Reg Status: HBR**

Calved: 12/08/2017

Tattoo: H OVER BAR N90 (T&amp;F)

Genetic Status: AMFU NHFU CAFU DDFU

AYRVALE GENERAL G18


ARDROSSAN EQUATOR A241

SIRE: WWEL3 ESSELMONT LOTTO L3

DAM: THCF139 CLUDEN NEWRY ALBINA F139

ESSELMONT JENNY J8

CLUDEN NEWRY ALBINA B012

February 2019 Angus Australia BREEDPLAN																		
	CE Dir	CE Dtrs	Gest. Length	BW (kg)	200 W (kg)	400 W (kg)	600 W (kg)	MCW (kg)	Milk (kg)	SS (cm)	D t C	CWT (kg)	EMA (sq cm)	Rib Fat (mm)	Rump Fat (mm)	RBY %	IMF %	Doc
EBV	-2.1	-0.4	-4.5	+5.3	+53	+98	+135	+117	+21	+3.1	-5.2	+84	+6.8	-0.8	-1.5	+0.9	+2.7	-4
ACC	53%	41%	67%	76%	71%	72%	74%	67%	55%	63%	41%	61%	61%	61%	62%	56%	58%	59%

Traits Observed: CE,BWT,200WT(x2),400WT,600WT,FAT,EMA,IMF,DOC

GENETIC TYPE SUMMARY (GTS)									
Stature	Capacity	Body Length	Front Feet	Back Feet	Leg Angle	Pastern Angle	Muscle Score	Do-ability	Sheath
22	39	25	21	23	25	23	40	30	5

BREEDOBJECT INDEX VALUES			
Angus Breeding	Domestic	Heavy Grain	Heavy Grass
+\$140	+\$119	+\$161	+\$130

Purchaser..... \$.....

**Lot 59 CLUDEN NEWRY N257 SV****Ident: THC257 Reg Status: HBR**

Calved: 13/09/2017

Tattoo: H OVER BAR N257 (T&amp;F)

Genetic Status: AMFU NHFU CAFU DDFU

SYDGEN BLACK PEARL 2006


CLUDEN NEWRY EQUATOR F10

SIRE: THCL180 CLUDEN NEWRY BLACK PEARL L180

DAM: THCL234 CLUDEN NEWRY EGYPT L234

CLUDEN NEWRY ALICE F128

CLUDEN NEWRY EGYPT H203

February 2019 Angus Australia BREEDPLAN																		
	CE Dir	CE Dtrs	Gest. Length	BW (kg)	200 W (kg)	400 W (kg)	600 W (kg)	MCW (kg)	Milk (kg)	SS (cm)	D t C	CWT (kg)	EMA (sq cm)	Rib Fat (mm)	Rump Fat (mm)	RBY %	IMF %	Doc
EBV	+1.6	+1.7	-4.9	+4.9	+52	+98	+126	+92	+19	+3.4	-5.2	+78	+9.1	+0.9	-0.2	+0.9	+2.1	-1
ACC	44%	37%	57%	72%	67%	68%	71%	64%	50%	52%	34%	57%	56%	56%	57%	51%	51%	49%

Traits Observed: CE,BWT,200WT(x2),400WT,600WT,FAT,EMA,IMF,DOC

GENETIC TYPE SUMMARY (GTS)									
Stature	Capacity	Body Length	Front Feet	Back Feet	Leg Angle	Pastern Angle	Muscle Score	Do-ability	Sheath
23	38	27	21	23	26	24	38	32	5

BREEDOBJECT INDEX VALUES			
Angus Breeding	Domestic	Heavy Grain	Heavy Grass
+\$144	+\$130	+\$154	+\$138

Purchaser..... \$.....

**Lot 60 CLUDEN NEWRY N69 SV****Ident: THC69 Reg Status: HBR**

Calved: 12/08/2017

Tattoo: H OVER BAR N69 (T&amp;F)

Genetic Status: AMFU NHFU CAFU DDFU

AYRVALE GENERAL G18


KAROO 469 HINGAI A82

SIRE: WWEL3 ESSELMONT LOTTO L3

DAM: THCE152 CLUDEN NEWRY E152

ESSELMONT JENNY J8

CLUDEN NEWRY Y140

February 2019 Angus Australia BREEDPLAN																		
	CE Dir	CE Dtrs	Gest. Length	BW (kg)	200 W (kg)	400 W (kg)	600 W (kg)	MCW (kg)	Milk (kg)	SS (cm)	D t C	CWT (kg)	EMA (sq cm)	Rib Fat (mm)	Rump Fat (mm)	RBY %	IMF %	Doc
EBV	-0.4	+0.3	-6.0	+5.7	+50	+82	+103	+84	+16	+3.5	-5.2	+69	+9.6	-1.4	-1.7	+1.9	+1.8	-5
ACC	59%	39%	71%	75%	71%	71%	73%	66%	57%	65%	37%	61%	60%	64%	61%	56%	59%	53%

Traits Observed: CE,BWT,200WT(x2),400WT,600WT,FAT,EMA,IMF,DOC,Genomics

GENETIC TYPE SUMMARY (GTS)									
Stature	Capacity	Body Length	Front Feet	Back Feet	Leg Angle	Pastern Angle	Muscle Score	Do-ability	Sheath
21	41	24	21	24	26	23	42	29	5

BREEDOBJECT INDEX VALUES			
Angus Breeding	Domestic	Heavy Grain	Heavy Grass
+\$118	+\$116	+\$124	+\$115

Purchaser..... \$.....

**Lot 61 CLUDEN NEWRY N40 #****Ident: THCN40 Reg Status: HBR**

Calved: 5/08/2017


Tattoo: H OVER BAR N40 (T&amp;F)

Genetic Status: AMFU NHFU CAFU DDFU

SYDGEN BLACK PEARL 2006

CARABAR DOCKLANDS D62

SIRE: THCL180 CLUDEN NEWRY BLACK PEARL L180  
CLUDEN NEWRY ALICE F128DAM: THCL50 CLUDEN NEWRY FLOWER L50  
CLUDEN NEWRY FLOWER C89

February 2019 Angus Australia BREEDPLAN																		
	CE Dir	CE Dtrs	Gest. Length	BW (kg)	200 W (kg)	400 W (kg)	600 W (kg)	MCW (kg)	Milk (kg)	SS (cm)	D t C	CWT (kg)	EMA (sq cm)	Rib Fat (mm)	Rump Fat (mm)	RBY %	IMF %	Doc
EBV	+2.9	+2.1	-4.7	+4.3	+48	+91	+118	+81	+22	+3.4	-4.3	+74	+7.7	-0.2	-1.4	+1.7	+1.2	19
ACC	45%	39%	57%	72%	67%	67%	71%	65%	51%	53%	36%	57%	56%	56%	57%	52%	51%	50%

Traits Observed: CE,BWT,200WT(x2),400WT,600WT,FAT,EMA,IMF,DOC

GENETIC TYPE SUMMARY (GTS)									
Stature	Capacity	Body Length	Front Feet	Back Feet	Leg Angle	Pastern Angle	Muscle Score	Do-ability	Sheath
21	39	25	23	24	26	23	42	28	4

BREEDOBJECT INDEX VALUES			
Angus Breeding	Domestic	Heavy Grain	Heavy Grass
+\$128	+\$123	+\$131	+\$128

Purchaser..... \$.....

**Lot 62 CLUDEN NEWRY N131 #****Ident: THCN131 Reg Status: HBR**

Calved: 15/08/2017


Tattoo: H OVER BAR N131 (T&amp;F)

Genetic Status: AMFU NHFU CAFU DDFU

BASIN FRANCHISE P142

CARABAR DOCKLANDS D62

SIRE: USA16198796 EF COMPLEMENT 8088  
EF EVERELDA ENTENSE 6117DAM: THCK147 CLUDEN NEWRY ALISON K147  
CLUDEN NEWRY ALISON B063

February 2019 Angus Australia BREEDPLAN																		
	CE Dir	CE Dtrs	Gest. Length	BW (kg)	200 W (kg)	400 W (kg)	600 W (kg)	MCW (kg)	Milk (kg)	SS (cm)	D t C	CWT (kg)	EMA (sq cm)	Rib Fat (mm)	Rump Fat (mm)	RBY %	IMF %	Doc
EBV	+2.7	+2.6	-5.9	+3.5	+49	+91	+120	+91	+20	+1.9	-5.5	+71	+7.3	+0.5	+0.8	+0.3	+1.3	-7
ACC	56%	52%	69%	75%	70%	71%	74%	70%	61%	63%	43%	63%	63%	63%	64%	60%	60%	57%

Traits Observed: CE,BWT,200WT(x2),400WT,600WT,FAT,EMA,IMF,DOC

GENETIC TYPE SUMMARY (GTS)									
Stature	Capacity	Body Length	Front Feet	Back Feet	Leg Angle	Pastern Angle	Muscle Score	Do-ability	Sheath
21	39	25	21	23	26	23	42	29	5

BREEDOBJECT INDEX VALUES			
Angus Breeding	Domestic	Heavy Grain	Heavy Grass
+\$129	+\$119	+\$129	+\$129

Purchaser..... \$.....

**Lot 63 CLUDEN NEWRY N93 #****Ident: THCN93 Reg Status: APR**

Calved: 13/08/2017


Tattoo: H OVER BAR N93 (T&amp;F)

Genetic Status: AMFU NHFU CAFU DDFU

CONNEALY CONSENSUS 7229

MATAURI REALITY 839

SIRE: USA17171587 V A R GENERATION 2100  
SANDPOINT BLACKBIRD 8809DAM: THCK3 CLUDEN NEWRY LASSIE K3  
CLUDEN NEWRY LASSIE H63

February 2019 Angus Australia BREEDPLAN																		
	CE Dir	CE Dtrs	Gest. Length	BW (kg)	200 W (kg)	400 W (kg)	600 W (kg)	MCW (kg)	Milk (kg)	SS (cm)	D t C	CWT (kg)	EMA (sq cm)	Rib Fat (mm)	Rump Fat (mm)	RBY %	IMF %	Doc
EBV	+4.0	+3.9	-7.8	+2.6	+50	+91	+110	+95	+14	+2.6	-3.0	+67	+8.3	+0.1	-1.0	+1.6	+1.6	27
ACC	53%	48%	69%	74%	70%	71%	74%	68%	56%	62%	39%	61%	62%	62%	62%	57%	58%	57%

Traits Observed: CE,BWT,200WT(x2),400WT,600WT,FAT,EMA,IMF,DOC

GENETIC TYPE SUMMARY (GTS)									
Stature	Capacity	Body Length	Front Feet	Back Feet	Leg Angle	Pastern Angle	Muscle Score	Do-ability	Sheath
22	37	27	22	22	26	23	40	30	5

BREEDOBJECT INDEX VALUES			
Angus Breeding	Domestic	Heavy Grain	Heavy Grass
+\$124	+\$126	+\$126	+\$123

Purchaser..... \$.....

**Lot 64 CLUDEN NEWRY N196 #**

**Ident: THCN196 Reg Status: HBR**

**Calved:** 30/08/2017

**Tattoo:** H OVER BAR N196 (T&F)

**Genetic Status:** AMFU NHFU CAFU DDFU

SYDGEN BLACK PEARL 2006


CONNEALY REVENUE 7392

**SIRE:** THCL180 CLUDEN NEWRY BLACK PEARL L180

**DAM:** THCL103 CLUDEN NEWRY ARAWATEA L103

CLUDEN NEWRY ALICE F128

CLUDEN NEWRY ARAWATEA H164

February 2019 Angus Australia BREEDPLAN																		
	CE Dir	CE Dtrs	Gest. Length	BW (kg)	200 W (kg)	400 W (kg)	600 W (kg)	MCW (kg)	Milk (kg)	SS (cm)	D t C	CWT (kg)	EMA (sq cm)	Rib Fat (mm)	Rump Fat (mm)	RBY %	IMF %	Doc
EBV	+1.6	+2.7	-4.5	+4.0	+47	+91	+111	+72	+25	+2.5	-4.2	+73	+9.6	+0.8	-0.1	+1.2	+1.5	20
ACC	44%	36%	58%	72%	67%	68%	71%	64%	50%	52%	32%	57%	55%	56%	57%	51%	51%	49%

*Traits Observed: CE,BWT,200WT(x2),400WT,600WT,FAT,EMA,IMF,DOC*

GENETIC TYPE SUMMARY (GTS)									
Stature	Capacity	Body Length	Front Feet	Back Feet	Leg Angle	Pastern Angle	Muscle Score	Do-ability	Sheath
21	38	26	22	23	26	23	40	30	4

BREEDOBJECT \$INDEX VALUES			
Angus Breeding	Domestic	Heavy Grain	Heavy Grass
+\$126	+\$124	+\$126	+\$126

**Purchaser**..... **\$**.....