

30th
ANNUAL **YALGOO**

MILESTONE SALE

80 Profit Driving Merinos
1300 1.5 yo High Performance Merino Ewes

Saturday 2nd February, 2019
12pm at Yalgoo Woolshed
Sale interfaced on auctionsplus



www.yalgoogenetics.com.au



WELCOME

Yalgoo Genetics “The Empirical Path to more Profit”

WELCOME to our 30th Ram Sale. On behalf of everyone at Yalgoo I would like to wish you a prosperous 2019. At the very least we can turn the page on a difficult 2018. Locally; record low 12 to 14 month rainfall was followed by the most devastating storm to hit the Walcha area. To our friends, family and clients that were affected we offer our support.

2019 is a milestone year for Yalgoo as it marks the following events-

- 70 years in breeding seedstock merinos
- 30th annual on property ram sale
- 70 years in breeding seedstock cattle
- 100+ years of Yalgoo
- 100 years of the Yalgoo homestead
- 70 years for Grant and Jo
- 35 years of employment for Brett Morris on Yalgoo

These numbers probably say a lot of different things about Yalgoo. Some good, it may also raise some issues about sanity!! However, it is undisputable that they reflect passion, discipline and loyalty over three generations.

- The passion in the belief that we are doing something worthwhile.
- The discipline to “hold the line” regardless of influence of trends, fads and extraneous noise
- Most importantly the loyalty we have been humbled to receive from our clients, to ensure we can continue to offer up a product that is validated and tested to improve profitability

The drought has meant that the sale rams will present lighter than normal. However, the rams are in good condition to perform their primary function. Those of you, who regularly attend our sale appreciate that we will never win the “feeding competition”. We believe there is no value in ‘stuffing’ them full for our clients. The challenges of 2018 have highlighted the unique nature of the Merino ewe. Due to the different environments where Yalgoo genetics reside, we have seen extremely good performance under contrasting conditions. The following three examples demonstrate the importance of

genetics that excel in the profit sensitive traits to overall business health:

In the New England in lowest decile rainfall Yalgoo clients were able to generate **\$106 of Earnings before Interest & Tax (EBIT) per ha/ 100mm**. This is close to **double the EBIT/per ha /100mm** of the best wool producers(top 20%)in the Holmes and Sackett database for 2018.

In Longreach, Yalgoo client Cindy Taylor achieved an outstanding EBIT of \$30/DSE. This EBIT under industry average overheads and enterprise costs would generate an Return on Asset (ROA) of around 10% in pastoral QLD.

In Tasmania, the Bennett family have been using Yalgoo genetics for 15 years. In that time they have built what is potentially Australia’s most profitable wool flock. The Ashby flock has increased EBIT/DSE from \$8.60 to an **astounding \$77/DSE in 2018**. The top 20% of wool producers in the Holmes and Sackett database achieved an EBIT of \$47.36/DSE in 2018. If we take into account the superior business performance of Holmes and Sackett benchmarked businesses to industry average, the case is very strong this is a new mark in wool business profitability.

If you compare this to long term EBITs of the average Prime lamb and beef business of around \$10-12/DSE; you can appreciate the extreme profitability of a good Merino business using gainful genetics. These strong businesses are generating between 3 and 7 times as much profit!!

Slowly, the wheel is turning and the industry is again being reminded that profitability is measured per ha and not per head. I firmly believe within five years mature adult weight will be the most talked about genetic trait in livestock production. Land prices are climbing steeply and it is so important not to compromise optimal stocking rates by breeding sheep/cattle with never ending growth patterns. We have recently done some analysis on the correlation between body weight and fleece value and came up with a correlation of around .02. We need our animals to grow quickly to reach market and fertility targets and then for them to plateau. Enormous, late maturing sheep will never produce enough to justify their feed cost.

“Fertile sheep with early growth, a mid maturity pattern and high fleece values are king!”

Our Y/7-15 index continues to be adopted by some of Australia’s top wool producers. The Yalgoo index gives our clients the best of both worlds. This index will give more GFW than any other index whilst still putting slight downwards pressure on FD. This approach has also had a strong tick of validation in the recent results of the Glen Innes wether trial. The teams with the most favourable combination of GFW and FD had the highest fleece values. Excitingly 3 of the 6 highest fleece values teams were Yalgoo clients. The first year winners for \$/hd (Congi) and \$/DSE (Street family) are both long term Yalgoo clients. There were 36 teams entered in the wether trial. We look forward to seeing the most recent result from this highly contested trial. Congratulations and thank you to our valued clients for testing Yalgoo genetics.

A good way to compare the genetic merit of Yalgoo rams is to use the CRC’s Ram Select tool(<https://www.ramselect.com.au/#/searchCatalogs/>). You can readily compare Ram’s from different sources using industry indexes OR change the weightings on traits to suit your business requirements. Please take a look at our combination of GFW and FD ASBV’s and compare them to the industry. We believe we have the most favourable combination of these traits in the industry. This put’s production and price together which accelerates profit.

For the history of the Australian wool industry there has always been a premium for wool 2 microns or more finer than the national clip average. This has increased significantly when the supply of wool 2 microns finer than the clip average has been limited. This is why we have positioned our weighted clip average well below 19 microns. If you are above this, history tells us you **will receive a price discount every year** for your wool.

Over the past 10 years declining terms of trade have presented us with an inflation rate of 2.2%. Good genetics are cheap; the gains are cumulative and offer a comfortable buffer over and above inflation. Yalgoo sheep continue to be profitable even when the cost of production increases. This is because they are not your average fine wool merino . They are unique. They offer MORE GFW-LOWER FD and the right balance of fertility and cost of production traits!

Yalgoo merinos are unique because...

- ✓ This is one of the highest indexing sales in Australia: 2019 sale team average in the top **5%** of the breed for the FP+ index and top **7%** for MP+
- ✓ 93% of the catalogue is ranked in the top 5% of the breed for FP+
- ✓ Yalgoo flock averaged **5.9%** genetic gain per annum in \$/DSE from 2009 to 2015
- ✓ Yalgoo merinos bend the Fleece Weight/Fibre Diameter curve. In the past 8 years we have increased genetic CFW by **29%** and decreased F.D by **0.2 micron**.
- ✓ Yalgoo rate of gain has been over **twice** as fast as the average superfine flock for FP+ (348%) and MP+(250%) indexes
- ✓ Yalgoo has forged its reputation on wether trial success
- ✓ Every sale ram is backed by nearly **50 years** of objective measurement. Meaning genetic progress is both rapid and assured. Sale rams are mainly drawn from the **top 30%** of the drop
- ✓ Yalgoo merinos demand a premium in the market place. Yalgoo surplus sheep have averaged **35%** more than market day averages over the past 8 years. Selection is driven by **PROFIT NOT FADS**

Also of note:

- All Yalgoo rams are independently assessed for structural and fertility traits
- All Yalgoo sheep are visually classed for any economic fault
- Yalgoo remains one of the few studs taking Staple Strength measurements

Yalgoo 7/15 Index

In the catalogue you will again notice the presence of our custom index (Y-7/15). A detailed description of this index and why we have developed it, are contained within the catalogue. **This index will increase fleece weight as a faster rate than other industry index.**

Twins

Twins are likely to be finer, heavier cutting and have heavier body weights than their actual data suggests. One of the advantages of using ASBV's is that this genetic response is already included in the ASBV. Therefore a twin's progeny will perform at a higher level than his own data suggests and this is reflected in their favourable ASBV's.

Carcase Traits

Although under optimal stocking rates these remain on the second tier of profit driving traits in a wool growing enterprise, we remain mindful of the various uses of our genetics in sheep businesses. So we have included EMD and Fat ASBV's in the catalogue. Through research and our own analysis we are starting to really appreciate the importance of genetic fat and EMD in our sheep. Most particularly in dam and sire fertility.

INFLUENTIAL 2019 SIREs

CP204 (poll): Top of the breed for fleece weight combined with a strong balance of growth and carcase traits. Much more aligned with where the industry should be going for growth. He gets his extra weight from his stout shape – which is the efficient way!

Y14261 (poll): Breed average for YWT, solid cut and top 2% for FD. A ram to increase fleece value, breed profitable wether lambs and improve wool and structure.

CPWA1327 (poll): The ultimate in profitability. Top 1% of the breed for CFW and top 5% for FD. He has the widest spread of any ram for CFW and FD. CPWA is in the top 3 most influential rams used at Yalgoo and will go down as a "Hall of Famer". He has clicked well with our 420 and 68 ewes adding fleece weight to the exceptional balance of traits from that bloodline.

Y150313 (horn): A superior balance of traits leave 313 as one of the highest indexing rams in the breed. 313 bends the CFW/FD curve with top 10% CFW and top 5% FD. Importantly, he is full of weather resistant, high fleece quality genetics which is reflected in his progeny. 313 topped the recent NE sire evaluation for FP+ index.

In an effort to highlight the importance of this milestone year we are offering 2 special lots on top of our normal offering.

These include 1300 1.5yo ewes. These ewes have been classed and indexed on the Y/7-15 index and offer an opportunity to increase the profitability of either a self replacing merino or cross bred flock.

Also please take note of lot 81. This is a buyer choice lot of three of the better stud sires we have bred. We wanted to add a really special older ram to the offering and we had trouble splitting the three, so we decided to let you choose. All three have been used in the stud, and have had a 15K genomic test.

THANK YOU for taking an interest in our 2019 ram sale.

Please don't hesitate to contact us prior to the sale for an inspection or further information.

2019 YALGOO SALE IS INTERFACED ON AUCTIONSPLUS++

A FEW YALGOO GENETIC SUCCESS STORIES FROM LOCALLY AND ABROAD

Bennett Family (Tasmania)	Achieved the unheard of \$77/DSE of EBIT in 2018 and a gross margin/dse of \$99 \$/DSE in their wool enterprise went from \$8.60 to \$42 in 7 years. An increase of 500% after switching to Yalgoo genetics. 3 yr average weaning percentages jumped from 78% to 109% in 8 years on Yalgoo genetics. In 2018 the Bennett's marked 120% lambs to ewes joined
Congi (TAF)	Ranked no.1 for fleece value/hd. for their team of wethers in year one of the Glenn Innes wether trial. (36 teams)
Street Family (Blaxland)	Ranked no. 1 for \$/DSE. for their team of wethers in year one of the Glenn Innes wether trial. (36 teams)
Taylor Family (Birahlee)	Ranked top 6 for fleece value/hd. for their team of wethers in year one of the Glenn Innes wether trial. (36 teams)
Cindy Taylor	Congratulations Cindy on a dominant Benchmarking result of \$30/DSE at Longreach. Also selling a bale of 17 micron wool for \$3040 potentially the highest ever from pastoral QLD. Cindy continues to defy pundits with what she does at Longreach.
McLaren Family (Woolbrook)	Their sire Nerstane 080121 (by Yalgoo 050448) performed strongly in the Balmoral Sire Evaluation in Vic: 2nd GFW, 2nd WEC
Uruguayan users of Yalgoo 050448	Yalgoo 448 has the second most progeny on the Uruguayan data base of over 700 sires. He ranks in the top 2.5% for all indexes
Keddie Family (Scone)	Selected for exclusive Giovanni Schneider Traceability study
Users of Yalgoo 080068	Ranked 3rd on the all time Superiors Sires list. Over 1100 progeny recorded. Will improve all profit driving and cost traits simultaneously. Bullet proof WEC: -72. 68 topped all the indexes in the 2013 drop NE Sire Evaluation & ranked no. 1 on Superfine sire list on SGA. A son topped the 2015 Nerstane sale.

SOME KIND WORDS ABOUT YALGOO GENETICS

Juan Perez Jones from Los Manantiales Merino stud in Uruguay.

Juan has the top ranked ram of over 700 sires on two indexes in Uruguay

“Some breeders had used Y05448 with great success and last year Mr. Rodolfo Fernandez donated semen from this ram to evaluate at the INIA Nucleus, which confirmed his performance. I congratulate these results and by those who are achieving in your country, If I were to go to Australia I would like to visit again as we share many goals in Merino breeding”.

Anthony Uren Manager of Congi Station (T.A. Fields)

Through Anthony's stewardship; T.A Fields push the innovation boundaries in the pursuit of profit. We learn more from Congi than they do from us

“Our faith in Yalgoo Genetics only grows stronger. The Nivison's unwavering focus on production and profit is delivering real commercial outcomes to our merino enterprise. Evidenced most recently with Congi wethers producing the highest average fleece value in the 2016 Glen Innes wether trial, coupled with independent benchmarking indicating our flock is delivering Industry leading profitability.”

Charles Downie; owner/operator of Glenelg estates- Tasmania

We are proud to be associated with Charles and his family.

Charles is a great ambassador for innovation and wool profitability.

“I have used Yalgoo genetics almost exclusively for over 10 years. They have measurably improved the key traits that underpin the profitability of the wool flock.”

SALE DETAILS

PLEASE BRING THIS CATALOGUE TO THE SALE

All Figures are ASPV's

The actual performance of individual lots will be printed on sale day

Details of Ram Group from which Sale rams are drawn:

Lambled October - November 2017	Date last shorn: September 2018	Average F.D: 14.2
Age when tested: 9 months	Number tested: 344	Average CV%: 19.1
Wool Growth when tested: 9 months	Average Yield: 69	

FLOCK PERFORMANCE

Average Flock Fleece Diameter of whole clip at 2018 shearing: 15.7 microns. All sale lots have been independently assessed for face cover, feet, testicle circumference and tone.

DISCLAIMER

The vendors, family, sale staff and representatives accept no liability for accidents that may occur, although these are rare at sales, any person attending does so at their own risk.

The following is a description of the Annual offering of Yalgoo rams and an explanation of the operation of the sale.

STUD SIRES

Sires used in the Yalgoo Stud are turned over quickly to increase the rate of genetic progress. We believe strongly in the principle that a good sire will quickly make himself redundant through breeding better sons. As a result, a variable number of Yalgoo sires will be available at the annual sale. These sires will be sold under the Helmsman system. The details of how it works are available on the sale day.

FLOCK IMPROVER RAMS

Each year, the entire drop of Yalgoo rams is ranked in descending order of genetic merit on a selection index. The index ranks the rams essentially on net fleece value. The Yalgoo flock improver rams are drawn mainly from the top 40% of the drop, have minimal fault, and will sire above average progeny. These rams are penned and auctioned individually. Yalgoo flock improver rams are preferred by clients wishing to make the biggest and quickest genetic gains in their flocks.

FLOCK RAMS

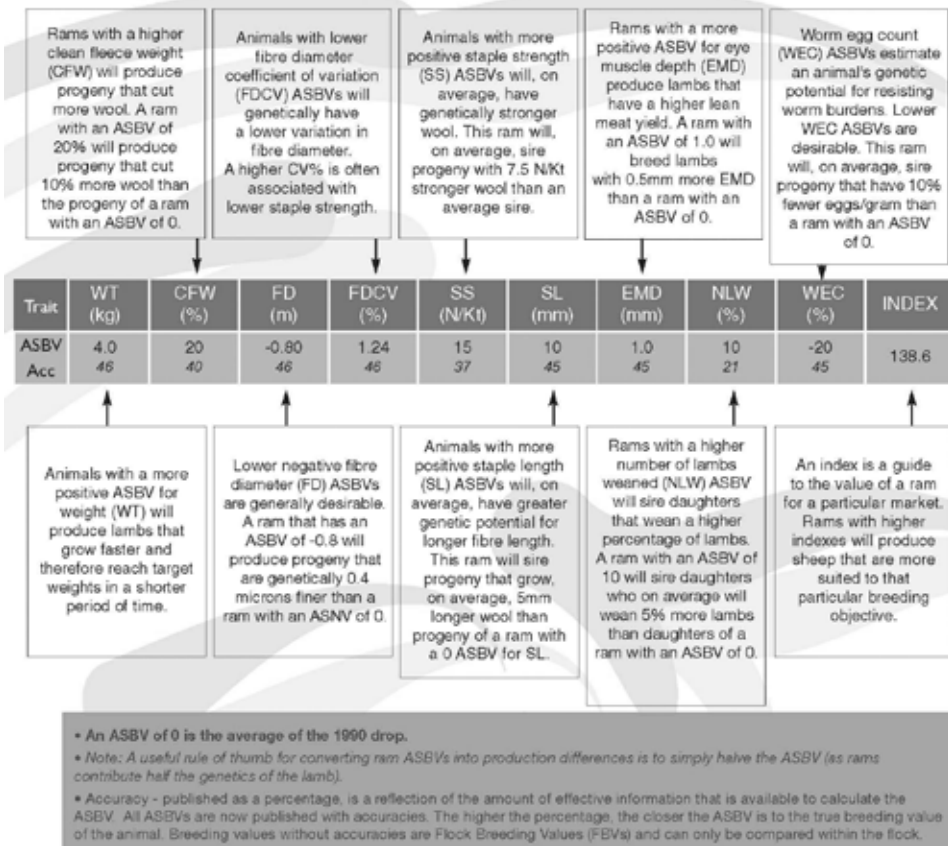
Yalgoo flock rams are drawn from the top 60% of the drop and are available for paddock sales with performance data.

TO BE ELIGIBLE for sale, every Yalgoo ram must:

- Be free of fleece-rot, dermatitis, non-scourable colour and pigment in wool-growing areas.
- Have acceptable foot conformation.
- Have scrotal circumference of at least 28cm at sale day.
- Have firm and springy testicles of equal size and
- Free of abnormalities.
- Be accredited ovine Brucellosis free.
- Be monitored negative for ovine Johne's disease.
- Be footrot free.
- Index 150% on Yalgoo Index



Understanding MERINOSELECT ASBVs



For more information contact Sheep Genetics
 Ph: 02 6773 2948 Fax: 02 6773 2707
 Info@sheepgenetics.org.au www.sheepgenetics.org.au

Sheep Genetics is a joint program of Meat & Livestock Australia Limited ABN 39 081 676 364 and Australian Wool Innovation Limited ABN 12 095 165 558



RECENT AWARDS FOR YALGOO GENETICS

2018
 Nominee for Agricultural Innovation Award

2017
 Australian Sheep Farmer of the Year

2016
 Finalist for NSW Farmer of the Year

YALGOO NEWS & EVENTS FOR 2019

- Yalgoo Semen Sales - See www.yalgoogenetics.com.au
- August 12, Yalgoo Bull Sale
- Lookout for Congi (TAF) surplus sheep for sale. An excellent opportunity to purchase merino ewes with a long history of objective measurement, predictability of performance and superior profitability
- If you are a Yalgoo client, please speak to Jock about advertising your future sheep sales in this catalogue OR on the Yalgoo Stock Exchange for free
- From February 3, Ashby (Ross- Tasmania) Private Merino Ram or surplus sheep sales. Contact Will Bennett: 0419104979
- 2019 MerinoLink Conference. A hugely popular and not to be missed industry event for progressive sheep producers. Held at the Armidale Bowling Club on the 19th and 20th of June. Go to <http://www.merinolink.com.au/> for more information
- 2019 Leading Breeder Conference – Dubbo, 20-21st March

YALGOO FLOCK 1552

THE YALGOO STUD

was founded in 1947 on ewes descended from the original Ohio Flock which trace back to sheep imported from WA Grubb, Scone, Tasmania, in the 1880's. For the last 45 years, mainly Yalgoo Sires have been used in the Stud.

RANKING RAMS ON THE SELECTION INDEX

The great advantage of a selection index is that it combines all the economically important traits into a single ranking. That is, where the ram stands in relation to all the rams in his drop. THE YALGOO MERINOS SELECTION INDEX is based on estimated progeny values (ASBV's) rather than the direct performance of the ram himself. Advice from geneticists is that the ASBV rank is the best estimate of an animal's genetic merit for those traits included in the index.

This is similar in many respects to the ASBV system in beef cattle breeding and takes into account the performance of the ram's close relatives including sire, dam, and half brothers and sisters. Most sheep breeders realise that sometimes rams that are ranked highly on the basis of their own individual measurements do not perform to expectations. That is they do not breed progeny as superior as they are. Although these rams are the exception they still occur and if the accuracy of selection can be improved by taking into account their likely breeding performance, then more progress can be made. Therefore the information that we supply will include an index ranking on ASBV's.

ADDITIONAL MEASUREMENTS

In addition to the economically important traits all Yalgoo Merino's sires and sale rams are independently appraised for secondary characters. These include:

- Face cover
- Testicle tone
- Scrotal circumference
- Pigmentation
- Foot conformation
- Wool quality

Of these, we include foot conformation scores, testicle tone scores and scrotal circumference measurements in the sale catalogue.

Foot Conformation – For a range of reasons, we believe it is important for merino sheep to have well conformed feet. Yalgoo merinos are scored as follows:

- Score 1 Ideal conformation with no visible signs of distortion
- Score 2 Mild distortion in one or more feet. May require trimming each year pre-mating.
- Score 3 Moderate distortion. Should be trimmed pre-mating.
- Score 4 Unacceptable, culled.

Testicle Tone – Research has shown a 98% correlation between testicle tone and semen quality. Yalgoo rams are scored as follows:

- Score 1 Very firm and springy. Likely to have excellent semen.
- Score 2 Firm and springy. Likely to have very good semen.
- Score 3 Soft and flabby. Semen may be suspect. Semen test if the ram is to be individually mated.
- Score 4 Very soft and flabby. Unacceptable, culled.

Scrotal Circumference – Research has also shown that a minimum scrotal circumference is required to be mated to at least 50 ewes. This is 28cm, as measured by a scrotal tape.

All Yalgoo rams failing to measure 28cm as one year olds are culled. There is no biological advantage for rams having testicles that measure in excess of 36cm.

* At the same time as the testicle tone is assessed and measurements taken, the testicles are palpated for signs of injury or disease with any detectable abnormality resulting in immediate culling.

* Yalgoo is an accredited Brucellosis free stud.

ADDITIONAL NOTES: CFW% – Clean Fleece Weight percentage
(S): Scurred Animal FD um (dev) – Fibre Diameter (deviation)
(P): Polled Animal CV% – Co-efficient of variation of Fibre Diameter percentage (deviation)
Y: Yalgoo Sires BWT% – Body Weight percentage
CP: Centre Plus Sire
INDEX RANK – Lots ranked by FP+ & Y-7/15

YALGOO FLOCK

past..present..future

PAST

First and Foremost, Yalgoo has and will always be predominately a commercial merino enterprise. We are basically commercial breeders that wanted to put as much pressure on commercially relevant traits to enhance our commercial ewe base, using all means possible. For the best part of the last 5 decades we have been concentrating on the objective and measurable traits that make wool growers money. The good news for our clients is that we haven't been distracted by intangible traits and fads that hinder genetic progress. This ensures that genetic progress is both measurable and assured.

Yalgoo has been measuring and selecting based on economically important traits for 41 years. In the first 25 years the Yalgoo flock went from a 21 micron flock to a 19 micron flock. Wool cuts stayed predominantly around the 4-5kg mark and body weights were fairly stagnant. Wool quality and structural traits were also improved. With the limiting technology and breeding tools available this was considered rapid genetic progress.

PRESENT

In 1997 Yalgoo were amongst the first to embrace sheep breeding values. Yalgoo was a 19 micron flock cutting 5kgs of wool. In this new era of sheep breeding, breeders were able to set flock goals and benchmarks. Grant insisted that it was possible to aggressively reduce micron without sacrificing major economic traits like body size, fleece weight and fertility. Whilst ensuring wool and structural traits were improved. In the ten years that followed, the Yalgoo flock average was reduced from 19 micron to 16.3 and eventually to its current 15.8 micron. Fleece Values have gone from \$73 to \$101.20 over the same period. (*Based on prices supplied by Elders 17/6/11: 2200 c/kg 16.3 micron wool and 1500c/kg 18.3 micron wool)

Wool cut, fertility and body weight remained constant up until 2008. Fleece weights have risen exponentially in the past three years with a renewed focus. We are now at the stage where we are throwing up 15 micron rams that are in the top 1% of the breed for fleece weight.

FUTURE

As has always been the case, our goals are based around the commercial performance of our ewe flock. The stud is purely the vehicle in which to reach these goals. In the next ten years we believe the Yalgoo commercial ewe flock will be a 15 micron flock cutting 7kgs of wool. Wool quality and animal conformation will remain an integral part of the Yalgoo package. These are ambitious goals, however the genetic progress we have made in the last 10 years, suggests they are attainable. We invite you come along for the ride.

Yalgoo is an Accredited Brucellosis Free Flock and has a flock status of MN3 for John's disease INSPECTION prior to sale by appointment.

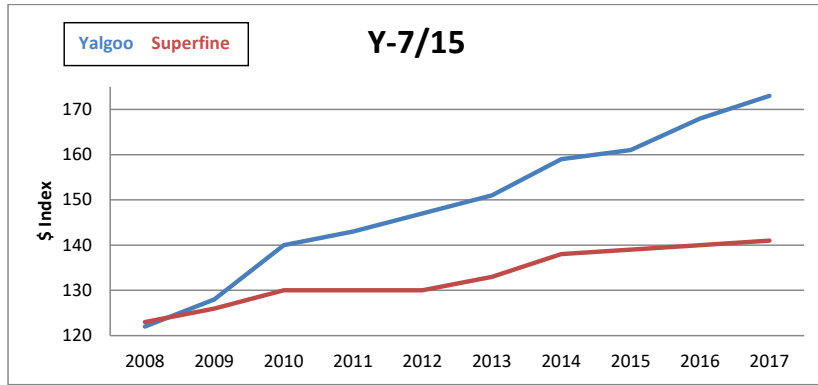
On sale day from 9am



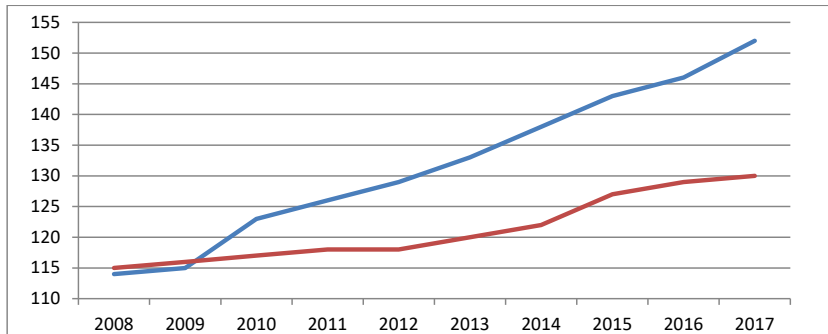
Elders Walcha 02 6774 2600
Nick Hall 0427 437 203
Tom Henry 0409 659 877
John Newsome 0428 669 498
Andy McGeoch 0418 737 470

YALGOO GENETIC TRENDS

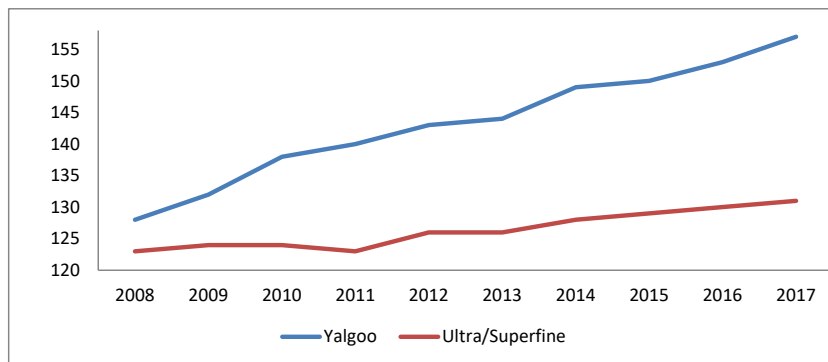
Yalgoo Index 7/15



MP+

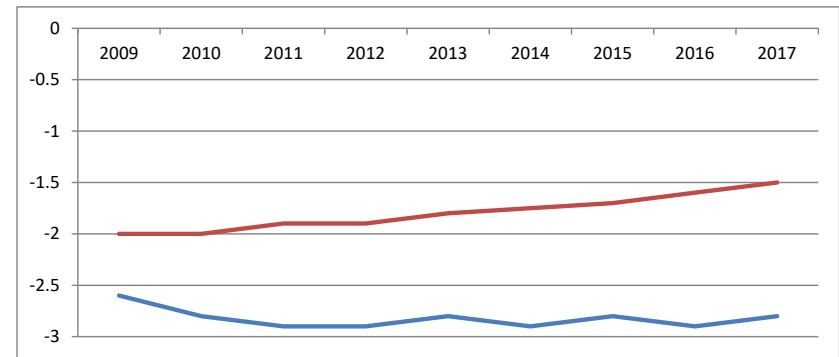


FP+

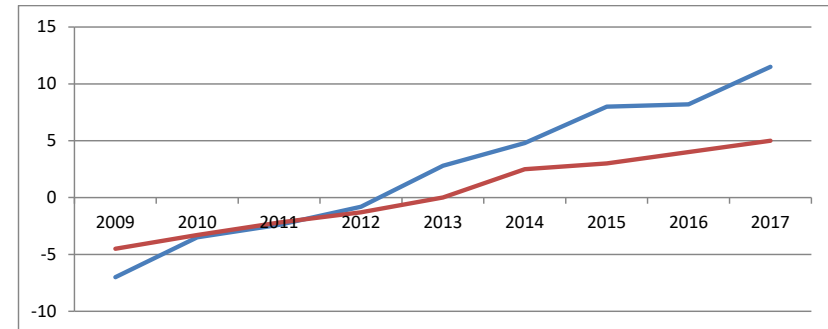


YALGOO GENETIC TRENDS

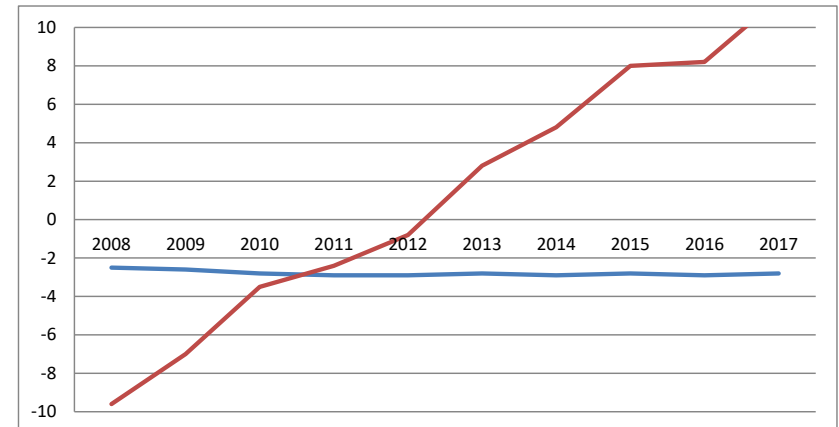
FD



CFW



CFW Vs FD

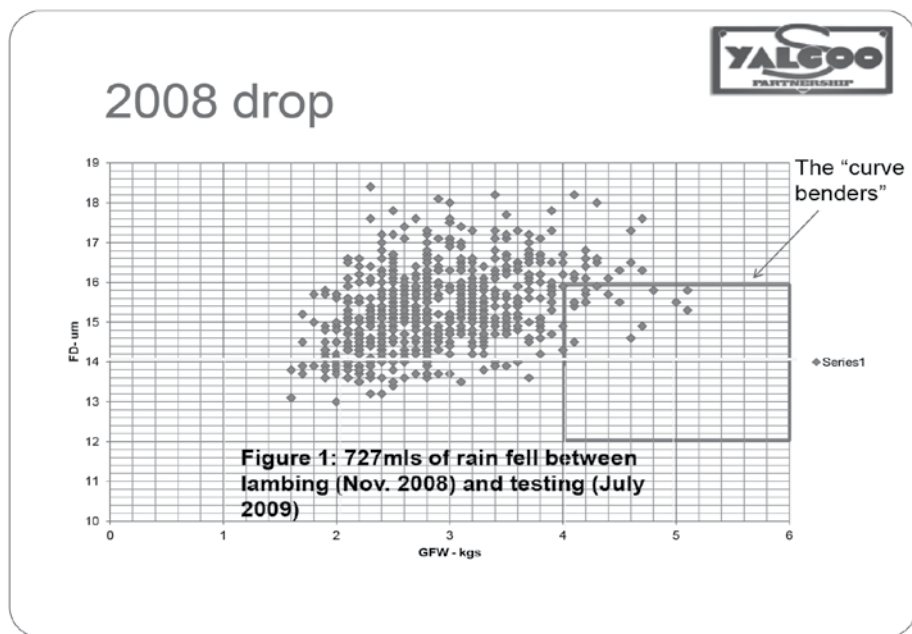


BENDING TRAIT CORRELATIONS TO MAXIMISE PROFIT

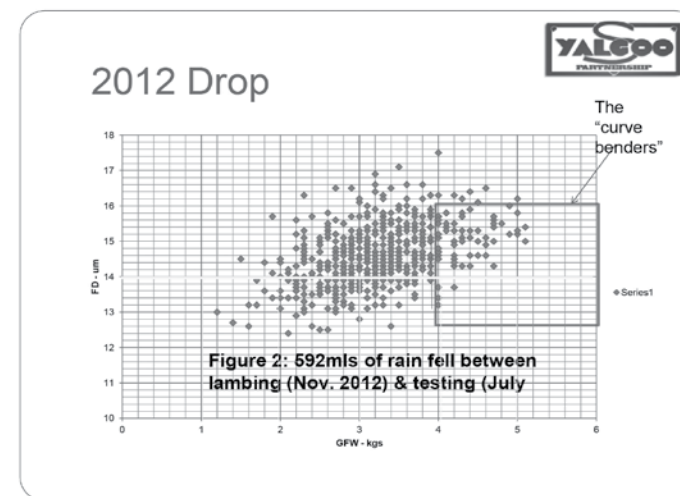
- We only have to look at other livestock industries to see how profitable this strategy can be. As with other livestock, merino production traits are correlated to each other. The desirable traits are linked to less desirable traits and traditionally selection for one trait is at the detriment of another desirable trait. Our index ensures we apply sustained pressure to the negatively correlated traits that have the greatest effect on profit. These are GFW and FD. This is the core of our genetic direction. (For more information on why these traits are the profit drivers please visit www.yalgoogenetics.com.au and go to the presentation "Managing on-farm declining terms of trade, by manipulating merino genetics")
- Aforementioned, due to trait correlations the two major components of price received have been hard to capture simultaneously.

However the Yalgoo sheep flock is quickly gathering a significant population of these 'curve benders'. This is the primary reason why fleece value has risen by 5.6% per annum since 2009. If we ignore FD, we are submitting price control and therefore increasing price risk. More importantly we don't need to sacrifice FD to increase CFW. Yalgoo is exceeding industry gains for CFW & FD simultaneously, which results in a rapid increase in \$/DSE.

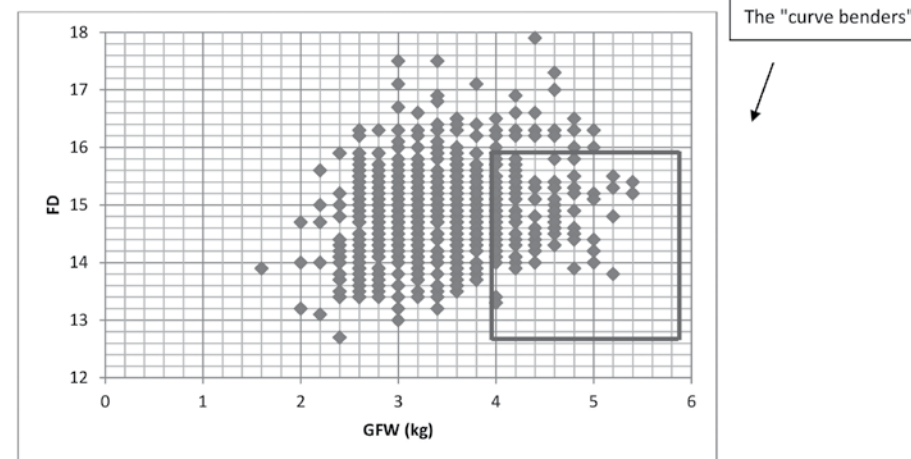
- The following graphs reflect the raw FD and GFW measurements from our stud ewes and rams weaners combined in 2008, 2012 and 2014 drops.
- Sheep populations are all 600+/- . The fleece weights are taken at 9-10 months of age with no bellies. Bellies average 400-500grams)



BENDING TRAIT CORRELATIONS TO MAXIMISE PROFIT



2014 Drop

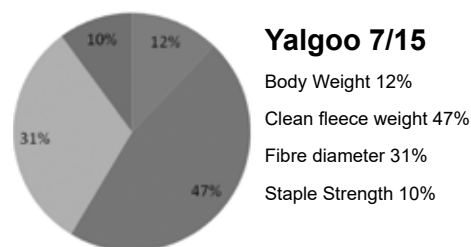


- The sheep population has moved significantly towards the right and towards the bottom of the graph from 2009 to 2015
- The mean 2008 drop weaner cut 2.9kg of 15.3 micron with a fleece value of \$44 (5 year average price \$15.12/kg)
- The mean 2014 drop weaner cut 3.9kg of 14.8 micron with a fleece value of \$68 (5 year average price \$17.50/kg)
- In 4 years the average fleece value has increased by \$24/hd. Or by 5.9% per annum.
- Number of and Income from Curve benders –
 - 2008 drop: 18 sheep (Income \$1458)
 - 2012 drop: 58 sheep (Income \$4698)
 - 2014 drop: 121 sheep (Income \$9801)
- 2018 drop (predicted on current cumulative rate of gain): 506 sheep (Income \$40986)

WELCOME TO THE YALGOO 7/15 INDEX

“The enduring aspect of this index is that it was solely designed for profit. It delivers more fleece value than any other index and is based on profitability per ha not per hd. It simply removes the noise surrounding profitability”

WHAT: The 7/15 index is custom designed to move our commercial flock as quickly as possible towards a flock that will cut 7kgs of 15 micron. The following chart demonstrates the weighting of the relevant traits that comprise the index.



WHY: We identified our major profit driving traits and have decided to increase genetic progress in these traits as rapidly as possible by building an index around them. These traits in order of importance in the medium term for our flock are:

1. Clean Fleece Weight
2. Fibre Diameter
3. Body Weight
4. Staple Strength

The default indexes that the industry are offering have some traits in them that we believed were dispensable at the behest of increasing the percentage of these major economic traits.

For example one of the indexes has curvature in it. We believe that this is an arbitrary trait that may or may not increase price of wool received. The latest research has shown that there is little difference in the processing qualities of high frequency crimping wool to low frequency crimping wool. In fact if anything the bolder wool processed better.

CV is the other trait that makes up a significant proportion of the default indexes. Due to the

strong correlations with Staple Strength we decided to leave CV out of the index. CV will also be controlled through sire selection and we will monitor the affect the index has on flock CV yearly. Overall on balance it was decided to leave CV out to gain more fleece weight and fibre reduction.

Net Lambs Weaned is the other trait that makes an appearance in the default indexes. This is basically a fertility trait that is directly extrapolated from body weight information. By incorporating body weight into our index we are directly increasing fertility.

The key message to understand is that the more traits that you apply to an index: the slower the genetic progress will be in each of these traits! This is why we have concentrated on what we believe are the major profit drivers.

EFFECT: Our commercial wool clip in 2012 averaged 15.8 micron. Our adult commercial ewes (BW:50kg) are cutting 4.8kg of 16 micron. Our 2009 (BW:60kg) drop wethers cut 5.5kg's of 15.9 micron wool. This is the base from which the Yalgoo index has been worked out from. The predicted genetic response in ten years are displayed below:

Trait	Predicted Response in Yalgoo Flock in 10yrs
YWT	1.4 kg
AWT	0.8kg
YCFW	10.5 %
ACFW	11.4%
YFD	-0.7 microns
AFD	-0.8 microns
YCV	0.15%
ACV	0.30%
YSS	1.74 newtons
ASS	0.78 newtons

IMPORTANT NOTE:

These genetic responses are conservative because they don't incorporate any other flock management strategies you might be implementing to reach flock goals. For example you may be indexing your commercial ewe base as well as your ram breeding core. Therefore more selection pressure is being applied and genetic progress increases.

Other factors that may increase genetic progress are the amount of data being collected and the flock linkage.

Incorporating the other management strategies used at Yalgoo, we have been advised by geneticists that our rate of genetic gain should be much higher than the predicted response shown above.

FAQ's:

Q: “Why are there no carcase or WEC traits included in the index?”

A: Once again the more traits that you apply to an index: the slower the genetic progress will be in each of these traits.

The carcase value of a merino ewe in a wool growing enterprise as a percentage of its lifetime income is only around 15%. This income is also 100% derived from body weight. No wool enterprise that I know, is being paid on a grid for the carcase characteristics of their ewes or wethers. Therefore by using the Y-7/15 index we are still increasing carcase value by increasing body weight, through its inclusion in the index and because of BW's high correlation to CFW.

To move WEC negatively enough to have a significant economic bearing in terms of reduced drenching costs, the index would have to be strongly weighted towards WEC. This reduces the amount of genetic pressure we can put on the key profit driving traits. WEC is being controlled through sire selection and ensuring only proven resistant rams are infused into the flock.

Q: “What will happen to my flock if it doesn't mirror Yalgoo's starting base flock?”

A: If your flock is considerably stronger and you start selecting Yalgoo ram's on the Y-7/15 index you will still experience a rapid reduction in micron. This is because our base micron is still extremely low and the ram's being sold will still be genetically fine.

Also the fact that this index is heavily based on fibre diameter reduction means that the high indexing rams are generally the finer sheep. They will just have higher GFW.

Simply speaking if you select Yalgoo ram's on the Y-7/15 index your flock will end up mirroring our current flock. When it reaches that level, it will then head towards the 7-15 goal.

Q: “Why is 15 micron used as a flock goal?”

A: We have used 15 micron as a flock goal for a few reasons.

1. Research shows that 15 micron fabric has ideal processing qualities. Therefore comparative premiums should logically be most pronounced at around 15 micron. A 15 micron flock average, means that we will still have large quantities of sub 14 micron wool to capture any niche premiums
2. By only having to decrease flock micron by 0.8 we can put more emphasis on increasing fleece weight

FIBRE PRODUCTION PLUS INDEX FP+

Although the Y 7/15 index is now driving genetic progress within the Yalgoo flock, we have included the Fibre Plus Index so you can compare the genetic merit of our sale rams against the industry as a whole.

You may have noticed that SGA also publish a Fibre Production (FP) index. The only difference is that the FP+ takes more traits into account. So the producer's that are measuring a greater variety of traits are having their sheep ranked on the FP+ index as well as the FP index.

WHAT: "The Fibre Production (FP & FP+) indexes rank animals on their ability to produce merinos for a wool production operation."

WHO: "The index is aimed at those producers whose majority of sheep income come from their wool clip. It is for self-replacing merino flocks who keep their wethers as part of their wool producing flock."

EFFECT: The following table demonstrates the genetic gain a producer would gain by using the FP+ index for 10 years.

Trait	Likely Response	Contribution to economic gain (%)
Fleece weight	+2.8%	11%
Fibre diameter	-1.3 microns	47%
Body weight	+1.1kg	1%
CV of FD	-0.9%	3%
Staple strength	+4.6 N.ktex	29%
Worm egg count	-12%	2%
Curvature	+1.8 Deg/mm	1%
Number of lambs weaned	+3%	6%

NOTES

Lot No.	Tag No	Horn	Sire	FP+	MP+	Y-7/15	CFW%	FD um (dev)
1	543	H	Y14261	155	153	176	14.0	-2.2
2	535	H	CP WA	159	167	186	25.0	-2.3
3	346	S	CP204	163	168	184	29.0	-1.3
4	406	S	CP204	164	171	190	30.0	-1.5
5	333	P	CP180	166	174	186	27.0	-1.9
6	350	S	CP204	162	169	183	30.0	-1.6
7	492	S	CP WA	165	175	191	29.0	-2.3
8	357	S	CP204	170	169	188	24.0	-1.9
9	300	H	CP445	166	170	190	15.0	-2.4
10	391	P	CP204	161	166	186	24.0	-1.6
11	619	H	Y14324	159	160	179	15.0	-2.8
12	392	P	CP204	167	167	189	20.0	-2.7
13	491	S	CP WA	163	171	183	25.0	-2.0
14	248	S	Y14246	167	161	188	16.0	-2.3
15	88	P	Y15313	162	157	176	14.0	-3.2
16	650	H	Y14324	155	150	169	10.0	-2.9
17	264	S	CP445	173	175	198	20.0	-2.5
18	532	P	CP WA	166	179	190	28.0	-3.1
19	399	P	CP204	166	171	188	28.0	-2.2
20	559	H	Y14261	165	155	185	7.0	-3.7
21	199	H	Y14246	157	155	173	17.0	-1.9
22	395	S	CP204	166	167	189	22.0	-2.6
23	396	P	CP204	164	164	187	19.0	-2.6
24	312	S	CP180	165	175	190	27.0	-1.6
25	208	S	Y14246	168	163	187	17.0	-3.5

CV% (dev)	YWT	SS (Nktex)	YEMD	YFAT	Y wec.	Purchaser	\$
-1.5	3.6	1.5	0.1	-0.2	-10		
-0.7	5.2	-0.7	0.7	0.0	-9		
-2.4	1.9	4.5	0.4	0.4	-22		
-2.6	4.3	3.7	0.2	0.1	-17		
-1.6	1.9	3.4	0.5	0.1	-17		
-1.8	3.5	1.4	0.6	0.3	-34		
0.3	3.3	-1.0	-0.6	-0.4	-21		
-1.9	1.3	0.2	0.8	0.3	-44		
-1.8	6.2	1.4	0.7	0.1	-7		
-2.7	6.0	4.4	-0.8	0.0	-25		
-1.9	3.6	1.9	2.1	0.9	5		
-2.3	4.1	2.1	-0.2	0.2	-29		
-1.0	3.6	0.9	-1.1	-0.4	-28		
-2.9	2.5	5.1	0.2	-0.1	-55		
-1.3	-0.3	1.2	1	0.5	-28		
-1.4	2.5	0.8	0.1	0.0	-19		
-2.9	4.2	3.6	1.1	0.5	-12		
0.4	0.7	-1.9	-0.8	-0.4	29		
-1.3	2.8	1.4	1.3	0.7	-43		
-1.8	3.6	-0.2	-0.7	-0.4	-20		
-2.2	3.2	4.2	0.1	0.0	-46		
-1.6	3.9	0.8	0	0.2	-32		
-2.0	5.2	1.0	0.2	0.2	-28		
-1.8	5.4	3.6	0.9	0.3	-16		
-0.9	0.6	-0.7	-0.1	-0.4	-41		

Top 5%

Top 20%

Lot No.	Tag No	Horn	Sire	FP+	MP+	Y-7/15	CFW%	FD um (dev)
26	361	S	CP204	160	165	186	24.0	-2.3
27	490	H	CP WA	164	174	189	30.0	-1.9
28	112	H	Y15313	162	167	187	22.0	-2.3
29	663	H	Y14324	161	157	176	16.0	-2.9
30	588	P	Y14261	155	151	179	10.0	-2.7
31	593	H	Y14261	158	144	167	1.0	-3.6
32	129	H	Y14083	157	155	174	16.0	-2.8
33	547	S	Y14261	157	149	175	10.0	-2.6
34	397	S	CP204	165	166	185	25.0	-2.0
35	502	H	CP WA	165	174	195	24.0	-2.1
36	348	S	Y14440	163	150	174	7.0	-3.6
37	210	S	Y14246	163	158	179	16.0	-2.5
38	99	H	Y15313	158	151	172	8.0	-3.4
39	212	H	Y14246	164	164	186	15.0	-3.2
40	159	H	Y14083	161	155	176	11.0	-3.4
41	539	H	CP WA	170	178	196	26.0	-2.8
42	489	H	CP WA	162	172	187	29.0	-2.2
43	390	S	CP204	163	166	184	26.0	-2.4
44	341	S	CP180	160	165	178	18.0	-2.5
45	338	P	CP180	163	169	184	24.0	-1.5
46	381	P	CP204	161	164	180	27.0	-2.5
47	436	P	Y15306	147	150	159	20.0	-1.6
48	5	S	Y14440	159	151	173	13.0	-2.6
49	585	H	Y14261	160	147	174	5.0	-3.7
50	184	S	Y14246	161	159	183	16.0	-2.2

CV% (dev)	YWT	SS (Nktex)	YEMD	YFAT	Y wec.	Purchaser	\$
-1.7	3.7	2.1	-0.2	-0.2	-7		
-0.4	3.5	0.3	0.4	-0.1	-20		
-2.1	4.5	3.9	0.5	0.4	2		
-0.9	1.0	0.5	1.2	0.4	-41		
-2.1	6.2	1.3	0.9	0.6	-7		
-2.5	0.3	1.7	1.1	0.3	-34		
-0.3	1.0	-0.4	-0.3	-0.3	-42		
-1.3	1.7	1.4	-0.4	0.2	-21		
-2.7	2.4	2.9	1.2	0.5	-35		
-1.4	5.6	2.7	-0.3	-0.2	4		
-1.7	0.0	1.7	-0.5	0.1	-53		
-1.7	1.1	3.4	-0.6	-0.4	-46		
-1.3	0.9	0.9	0.1	-0.1	-25		
-1.1	4.0	0.3	0	0.0	-25		
0.2	1.1	-2.7	-0.5	-0.3	-55		
0.1	4.3	-1.5	-1.1	-0.5	-8		
0.5	3.4	-2.1	0.3	0.1	-21		
-0.7	1.9	0.3	-0.1	-0.2	-31		
-1.4	4.1	2.0	-0.4	-0.3	-15		
-1.5	3.2	3.8	0.5	0.2	-32		
-0.4	0.6	-2.1	0.5	0.1	-38		
-1.3	-0.2	2.7	1	0.1	-20		
-1.8	-0.5	2.1	-0.3	-0.1	-53		
-1.2	0.8	-0.5	-0.8	-0.8	-33		
-2.3	7.0	1.5	0.3	-0.1	-72		

Top 5%

Top 20%

Lot No.	Tag No	Horn	Sire	FP+	MP+	Y-7/15	CFW%	FD um (dev)
51	358	H	CP204	163	173	186	31.0	-1.5
52	28	H	Y14440	158	152	173	7.0	-3.3
53	93	H	Y15313	162	162	186	19.0	-1.9
54	388	S	CP204	171	171	194	21.0	-2.5
55	432	H	Y15306	163	155	173	14.0	-3.2
56	498	H	CP WA	162	169	183	24.0	-2.6
57	651	H	Y14324	153	148	165	10.0	-2.8
58	592	H	Y14261	152	144	164	8.0	-2.8
59	551	P	Y14261	160	155	184	15.0	-2.8
60	566	S	Y14261	159	157	180	12.0	-2.6
61	589	S	Y14261	150	147	168	10.0	-2.7
62	84	H	Y15313	164	160	184	17.0	-2.9
63	511	H	Y14261	159	153	180	12.0	-2.4
64	384	P	CP204	162	160	178	21.0	-2.5
65	565	P	Y14261	160	154	179	12.0	-2.8
66	453	P	Y15306	159	157	179	15.0	-2.7
67	108	H	Y15313	163	161	185	15.0	-2.5
68	667	P	Y14324	153	149	162	11.0	-2.7
69	107	H	Y15313	161	158	180	14.0	-2.6
70	542	S	Y14261	156	144	173	7.0	-2.8
71	580	S	Y14261	153	147	172	8.0	-3.5
72	519	H	Y14246	161	152	173	11.0	-2.5
73	618	H	Y14324	152	148	167	13.0	-3.8
74	179	S	Y14246	162	154	177	12.0	-2.5
75	335	S	CP180	162	176	192	30.0	-1.0

CV% (dev)	YWT	SS (Nktex)	YEMD	YFAT	Y wec.	Purchaser	\$
-2.0	3.5	3.7	0.7	0.1	-21		
-1.1	3.2	1.1	-1.2	-0.1	-28		
-1.9	4.5	3.6	0.4	0.0	-46		
-2.9	3.9	3.2	0.7	-0.2	-22		
-0.9	-1.7	-0.6	-0.1	-0.1	-51		
0.1	1.9	-1.2	-0.1	0.0	-14		
-1.4	0.9	0.9	0.6	0.0	-18		
-1.7	1.1	1.7	-0.4	0.1	-29		
-1.6	1.3	2.6	-0.5	-0.4	-16		
-1.7	4.7	1.1	-0.4	-0.3	-6		
-1.1	5.2	0.0	0.6	0.0	-30		
-0.6	0.3	0.2	0.6	0.0	-27		
-1.2	3.6	1.3	-0.6	0.0	-37		
-2.0	0.7	1.2	0.2	0.1	-24		
-1.4	2.1	0.8	0.1	0.1	-24		
-0.8	4.7	-0.2	-0.4	0.0	-44		
-2.3	3.7	4.3	0.2	0.0	-23		
-2.3	0.8	3.1	1.8	0.5	-31		
-1.6	2.4	2.5	0.7	0.3	-37		
-1.5	1.7	0.7	0	-0.2	-32		
-0.3	3.1	-3.6	0.3	-0.1	-8		
-2.9	1.2	3.7	1.3	0.4	-57		
-2.4	1.5	1.7	0.1	-0.1	-21		
-2.7	1.7	3.7	0.6	0.4	-44		
-2.1	6.0	5.0	0.7	0.2	-2		

Top 5%

Top 20%

Lot No.	Tag No	Horn	Sire	FP+	MP+	Y-7/15	CFW%	FD um (dev)
76	91	H	Y15313	157	154	174	12.0	-2.8
77	440	S	Y15306	152	153	167	21.0	-1.3
78	501	H	CP WA	163	171	188	22.0	-3.0
79	252	H	Y14246	161	155	176	12.0	-3.0
80	356	S	CP204	170	174	193	28.0	-2.3
81a	160055	PP	CP204	162	159	189	24.0	-3.1
81b	160082	P	CP204	166	164	191	27.2	-2.5
81c	160481	P	CP204	186	170	199	35.8	-1.9

CV% (dev)	YWT	SS (Nktex)	YEMD	YFAT	Y wec.	Purchaser	\$
-2.2	1.6	3.6	0.4	0.0	7		
-1.1	-0.7	2.6	0.8	0.3	-32		
-0.8	4.2	-1.0	1	0.3	15		
-1.6	1.8	1.3	0.3	-0.2	-44		
-1.7	3.6	0.3	0.7	0.2	-45		
-0.7	1.5	-1.6	1.6	1.0	-37		
-1.8	4.6	0.7	1	0.4	-34		
0.0	4.1	-0.7	-0.6	-0.3	-1		

Top 5%

Top 20%

STRUCTURAL DATA 2019

LOT	FACE	PIGMENT	FEET	STONE	SCROTAL SIZE (CM)
1	2	1	2	1	30.5
2	1	1	2	1	37
3	1	1	2	1	36.5
4	2	1	1	1	37
5	2	1	1	1	33
6	1	1	2	1	34.5
7	1	1	3	1	37
8	1	1	2	1	33
9	1	1	2	1	33
10	1	1	1	1	37
11	1	1	2	1	36.5
12	2	1	2	1	36
13	1	1	2	1	33
14	2	1	2	1	34.5
15	1	1	1	1	30.5
16	1	1	2	1	36
17	1	1	2	1	36.5
18	1	1	3	1	33.5
19	1	1	3	1	33
20	2	1	2	1	33.5
21	1	1	1	1	39
22	2	1	3	1	33.5
23	1	1	2	1	35.5
24	1	1	2	1	34
25	1	1	2	1	31.5
26	2	1	3	1	33.5
27	1	1	2	1	30.5
28	1	1	1	1	38
29	2	1	1	1	35
30	2	1	2	1	35.5
31	1	1	2	1	32.5
32	1	1	1	1	36
33	1	1	3	1	34
34	1	1	2	1	32
35	1	1	3	1	34.5
36	1	1	1	1	31
37	1	1	2	1	32.5
38	2	1	1	1	31
39	1	1	2	1	35
40	1	1	2	1	36

STRUCTURAL DATA 2019

LOT	FACE	PIGMENT	FEET	STONE	SCROTAL SIZE (CM)
41	2	1	2	1	32
42	2	1	3	1	31.5
43	1	1	1	1	33
44	1	1	1	1	33
45	2	1	1	1	35
46	1	1	3	1	32
47	1	1	3	1	33
48	2	1	2	1	34
49	1	1	2	1	32
50	1	1	2	1	32.5
51	1	1	2	1	34
52	2	1	2	2	32
53	1	1	2	1	35
54	1	1	1	1	30.5
55	3	1	3	1	33
56	1	1	1	1	31.5
57	2	1	2	1	37
58	2	1	1	1	36
59	1	1	2	1	33
60	3	1	2	1	31
61	1	1	1	1	35
62	2	1	1	1	35
63	1	1	1	1	35
64	2	1	2	1	32
65	2	1	1	1	34.5
66	1	1	1	1	34
67	2	1	3	1	35
68	2	1	2	1	34.5
69	2	1	1	1	31
70	1	1	3	1	33
71	1	1	2	1	36.5
72	2	1	2	1	35
73	1	1	2	1	35
74	2	1	2	1	32
75	1	1	2	1	36
76	2	1	2	1	33
77	1	1	1	1	30
78	1	1	2	1	35.5
79	1	1	2	1	32.5
80	1	1	2	1	31.5

TRIAL DATA

CONSOLIDATED GLEN INNES WETHER TRIAL DATA 2016 AND 2017 FROM 39 TEAMS

2016 Group Average (\$/hd)	2016 Yalgoo Blood Average (\$/hd)	2017 Group Average (\$/hd)	2017 Yalgoo Blood Average (\$/hd)	Rank \$/hd 2016	Rank \$/DSE 2016	Rank \$/hd 2017
41.71	47.48	59.78	68.58	Congi (1)	Blaxland (1)	Congi (1)
				John Chappell		Birahlee (2)

* Not finalised Yalgoo Client

"Thankyou and congratulations to our valued clients for testing Yalgoo genetics against the industry"

ACCOMMODATION

WALCHA MOTEL 6777 2599
NEW ENGLAND HOTEL MOTEL 6777 2532

BUYERS INSTRUCTION SLIP

YALGOO RAM SALE Saturday 2nd February 2019

No verbal instructions will be accepted

Name

Address

..... Postcode

Phone Fax.....

Email@.....

Please Account Direct or:

To my Agent who is

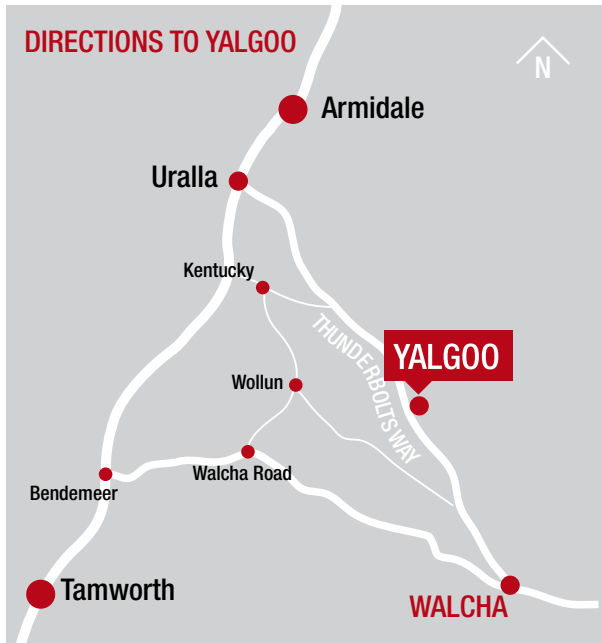
Lots purchased

Transport arrangements

Insurance: 12 months 6 months 3 months

Signature of Buyer

Special note to Buyers: In the interest of buyers, and to prevent the occurrence of mistakes, all instructions concerning the delivery of stock must be given in writing and signed by the buyer or their representative.



4% commission to outside agents



Yalgoo Partnership - Jock Nivison

Phone: 0497 762 977

jock@yalgoogenetics.com.au www.yalgoogenetics.com.au